

			CURRENT	PRIOR	REF/ADJ	NON-BUS	OCCUPANCY	HOMESTEAD
1	ANTRIM TOWNSHIP	/RIDGEDALE LOCAL S	721.74	211.07		73.28	12.24	32.43
2	ANTRIM TOWNSHIP	/WYNFORD LOCAL S D	780.86	822.89		81.95	14.24	77.43
3	ANTRIM TOWNSHIP	/NEVADA CORPORATIO	948.12	486.08		61.54	9.68	76.03
4	ANTRIM TOWNSHIP	/UPPER SANDUSKY S	97.22			4.56		
5	CRANE TOWNSHIP	/UPPER SANDUSKY S	345.47			69.92	13.34	
6	CRANE TOWNSHIP	/UPPER SANDUSKY CO	1834.42	791.69		268.81	51.18	180.12
7	CRANE TOWNSHIP	/WYNFORD LOCAL S D						
8	CRANE TOWNSHIP	/MOHAWK LOCAL S D	282.80			29.61	4.89	136.22
9	CRAWFORD TOWNSHIP	/CAREY S D	788.12	90	66.98-	87.51	14.24	32.61
10	CRAWFORD TOWNSHIP	/CAREY CORPORATION	4565.69	1170.68		431.74	77.16	269.85
11	CRAWFORD TOWNSHIP	/UPPER SANDUSKY S	85.05			7.93		
12	EDEN TOWNSHIP	/UPPER SANDUSKY S	202.46			31.66	7.23	237.87
13	EDEN TOWNSHIP	/WYNFORD LOCAL S D	322.18			19.23	2.10	
14	EDEN TOWNSHIP	/NEVADA CORPORATIO	172.63			27.68	6.92	192.59
15	EDEN TOWNSHIP	/MOHAWK LOCAL S D						
16	JACKSON TOWNSHIP	/UPPER SANDUSKY S						
17	JACKSON TOWNSHIP	/KIRBY CORPORATION	623.98			29.83	6.99	
18	JACKSON TOWNSHIP	/RIVERDALE S D HAR	193.12			12.12		
19	JACKSON TOWNSHIP	/KENTON CITY S D H						
20	MIFFLIN TOWNSHIP	/UPPER SANDUSKY S	470.46	269.86		41.05	7.70	
21	MIFFLIN TOWNSHIP	/KIRBY CORPORATION	4.95			46		
22	MIFFLIN TOWNSHIP	/RIVERDALE S D HAR						
23	MARSEILLES TOWNSH	/UPPER SANDUSKY S	1108.65	101.76	94.96-	71.81	5.02	30.43
24	MARSEILLES TOWNSH	/MARSEILLES CORPOR	6.93			33		
25	MARSEILLES TOWNSH	/KENTON CITY S D H		38.61		3.23		
26	PITT TOWNSHIP	/UPPER SANDUSKY S	184.16	115.93		28.82	5.47	210.64
27	PITT TOWNSHIP	/HARPSTER CORPORAT	8.70			40	10	
28	PITT TOWNSHIP	/WYNFORD LOCAL S D						
29	RICHLAND TOWNSHIP	/RIVERDALE S D HAR	533.54	102.54		36.21	2.53	
30	RICHLAND TOWNSHIP	/WHARTON CORPORATI	36.74			2.60	21	
31	RIDGE TOWNSHIP	/CAREY S D	345.62	422.29		35.95	4.43	
32	RIDGE TOWNSHIP	/RIVERDALE S D HAR		96.21		8.04		
33	RIDGE TOWNSHIP	/VANLUE S D HANCO	63.52			3.19	17	
34	SALEM TOWNSHIP	/UPPER SANDUSKY S	1035.24			62.52	2.75	
35	SALEM TOWNSHIP	/RIVERDALE S D HAR	18.58			2.13	45	
36	SYCAMORE TOWNSHIP	/MOHAWK LOCAL S D	2115.74	201.15		145.44	19.32	147.32
37	SYCAMORE TOWNSHIP	/SYCAMORE CORPORAT	2641.80	286.69		196.45	36.79	152.91
38	TYMOCHTEE TOWNSHI	/MOHAWK LOCAL S D	2084.40	162.60		135.68	12.39	303.48
39	TYMOCHTEE TOWNSHI	/UPPER SANDUSKY S	140.32			11.98	1.50	68.49
40	EDEN TWP	/UPPER SANDUSKY S						
41	PITT TOWNSHIP	/UPPER CORPORATION						
42	SALEM TOWNSHIP	/UPPER SANDUSKY CO						

** COUNTY TOTALS **

22763.21	5280.95	161.94-	2023.66	319.04	2148.42
----------	---------	---------	---------	--------	---------

			CURRENT	PRIOR	REF/ADJ	NON-BUS	OCCUPANCY	HOMESTEAD
1	ANTRIM TOWNSHIP	/RIDGEDALE LOCAL S	39.07					
2	ANTRIM TOWNSHIP	/WYNFORD LOCAL S D	36.00					124.40
3	ANTRIM TOWNSHIP	/NEVADA CORPORATIO						
4	ANTRIM TOWNSHIP	/UPPER SANDUSKY S						
5	CRANE TOWNSHIP	/UPPER SANDUSKY S						
6	CRANE TOWNSHIP	/UPPER SANDUSKY CO	249.76			249.76		
7	CRANE TOWNSHIP	/WYNFORD LOCAL S D						
8	CRANE TOWNSHIP	/MOHAWK LOCAL S D	43.90			43.90		43.38
9	CRAWFORD TOWNSHIP	/CAREY S D	184.46			184.46		
10	CRAWFORD TOWNSHIP	/CAREY CORPORATION	103.12			103.12		
11	CRAWFORD TOWNSHIP	/UPPER SANDUSKY S						
12	EDEN TOWNSHIP	/UPPER SANDUSKY S	36.00			36.00		
13	EDEN TOWNSHIP	/WYNFORD LOCAL S D						5.13
14	EDEN TOWNSHIP	/NEVADA CORPORATIO		222.29		222.29		
15	EDEN TOWNSHIP	/MOHAWK LOCAL S D						
16	JACKSON TOWNSHIP	/UPPER SANDUSKY S						
17	JACKSON TOWNSHIP	/KIRBY CORPORATION						
18	JACKSON TOWNSHIP	/RIVERDALE S D HAR	72.00			72.00		
19	JACKSON TOWNSHIP	/KENTON CITY S D H						
20	MIFFLIN TOWNSHIP	/UPPER SANDUSKY S	100.40			100.40		
21	MIFFLIN TOWNSHIP	/KIRBY CORPORATION	36.00			36.00		
22	MIFFLIN TOWNSHIP	/RIVERDALE S D HAR						
23	MARSEILLES TOWNSH	/UPPER SANDUSKY S	36.00	687.02		723.02		
24	MARSEILLES TOWNSH	/MARSEILLES CORPOR						
25	MARSEILLES TOWNSH	/KENTON CITY S D H	36.00			36.00		
26	PITT TOWNSHIP	/UPPER SANDUSKY S		41.58		41.58		
27	PITT TOWNSHIP	/HARPSTER CORPORAT						
28	PITT TOWNSHIP	/WYNFORD LOCAL S D						
29	RICHLAND TOWNSHIP	/RIVERDALE S D HAR	174.37			174.37		
30	RICHLAND TOWNSHIP	/WHARTON CORPORATI	36.00			36.00		
31	RIDGE TOWNSHIP	/CAREY S D						
32	RIDGE TOWNSHIP	/RIVERDALE S D HAR						
33	RIDGE TOWNSHIP	/VANLUE S D HANCO	36.00			36.00		
34	SALEM TOWNSHIP	/UPPER SANDUSKY S	379.78	6.27		386.05		
35	SALEM TOWNSHIP	/RIVERDALE S D HAR						
36	SYCAMORE TOWNSHIP	/MOHAWK LOCAL S D	72.00			72.00		15.74
37	SYCAMORE TOWNSHIP	/SYCAMORE CORPORAT	159.67	120.20		279.87		4.93
38	TYMOCHTEE TOWNSHI	/MOHAWK LOCAL S D	167.13			167.13		115.68
39	TYMOCHTEE TOWNSHI	/UPPER SANDUSKY S						
40	EDEN TWP	/UPPER SANDUSKY S		41.58		41.58		
41	PITT TOWNSHIP	/UPPER CORPORATION						
42	SALEM TOWNSHIP	/UPPER SANDUSKY CO						

** COUNTY TOTALS **

1997.66	1118.94	3116.60	309.26
---------	---------	---------	--------

TOTAL COLLECTION & ROLLEBACKS:	35,961.14
REAL ESTATE ASSESSMENT	
.0400000 (1ST \$ 500,000)	1,438.45
.0200000 (NEXT \$10,000,000)	.00
.0075000 (BALANCE)	.00
T O T A L	1,438.45 *
AUDITOR FEES - 4%	
.0400000 (TOTAL COL + RLBK)	1,438.45
T O T A L	1,438.45 *
TREASURER FEES	
.0094950 (1ST \$ 6,020,000)	341.45
.0019960 (BALANCE)	.00
T O T A L	341.45 *
GRAND TOTAL FEES:	3,218.35 *

WYANDOT COUNTY							COUNTY 1A			
	TX/RT MILLS	EF/RT MILLS	L R E RECEIPTS	M H RECEIPTS	TOTAL RECEIPTS	F E E S A/T/REA DETAC	R E C E I P T S			
							NET-OF-FEES	NON-BUS	OWN-OCC	HOMESTEAD
COUNTY GENERAL	2.900		2156.27	164.37	2320.64	244.54	2052.92	187.65	29.42	181.74
# 1	2.900000000									
/ /	2.900									
					463.52 D	23.18				
HEALTH DISTRICT	.700		506.36	39.66	546.02	52.62	488.38			39.20
# 2 NO RLBK	.618719500									
2019/2019/2024	.700									
					100.44 D	5.02				
MENTAL HEALTH/REC	.600		434.04	34.01	468.05	45.11	418.63			33.59
# 3 NO RLBK	.530331000									
2017/ /2026	.600									
					86.10 D	4.31				
SENIOR CITIZENS	1.000		723.38	56.69	780.07	75.18	697.72			56.02
# 4 NO RLBK	.883885000									
2019/ /2023	1.000									
					143.49 D	7.17				
SENIOR CITIZENS	.800		387.39	45.35	432.74	45.48	382.83	33.72	5.27	34.10
# 5	.520996000									
2009/2019/2023	.800									
					88.62 D	4.43				
A L L L E V I E S			4,207.44	340.08		462.93	4,040.48	221.37	34.69	344.65
	6.00					D 44.11				
					4,547.52					
	5.4537 LRE							.00 PREVIOUSLY ADVANCED		
	6.00 MH							4,040.48 BALANCE		

882.17 Delinquent Tax Receipts--included in figures shown above

WYANDOT COUNTY

COUNTY 1A

ADDITIONAL SOURCES OF RECEIPTS

ADDITIONAL DEDUCTIONS

Other-----
 Estate Tax-----
 Cigarette Tax-----
 Special Assessments-----
 Total Additional Receipts-----
 Total All Receipts----- 4,040.48

Other-----
 County Health Dept-----
 Personal Property Reimb Admin Fee-----
 Election Expenses-----
 Advertising Delinquent-----
 Total Additional Deductions-----
 Total All Deductions-----

ADVANCES-----

NET DISTRIBUTION----- 4,040.48

County - 2,052.92
Health - 488.38
MHR5B - 418.63
Series - 1,080.55

[Signature]-----COUNTY AUDITOR
 -----DEPUTY AUDITOR

WYANDOT COUNTY

COUNTY 1B

	TX/RT MILLS	EF/RT MILLS	L R E RECEIPTS	M H RECEIPTS	TOTAL RECEIPTS	F E E S A/T/REA DETAC	R E C E I P T S			
							NET-OF-FEES	NON-BUS	OWN-OCC	HOMESTEAD
ANGELINE SCHOOLS	2.950		1291.00	167.21	1458.21	153.14	1290.03	112.33	17.63	115.24
# 6		1.736254950								
2006/2011/CONT	2.950									
					300.76 D	15.04				
ANGELINE SCHOOLS	1.500		1085.06	85.04	1170.10	112.77	1046.57			83.98
# 7 NO RLBK		1.325827500								
2022/ /2026	1.500									
					215.27 D	10.76				
A L L L E V I E S			2,376.06	252.25		265.91	2,336.60	112.33	17.63	199.22
						D 25.80				
	4.45				2,628.31					
		3.0620 LRE						.00 PREVIOUSLY ADVANCED		
		4.45 MH						2,336.60 BALANCE		

516.03 Delinquent Tax Receipts--included in figures shown above

WYANDOT COUNTY

COUNTY 1B

ADDITIONAL SOURCES OF RECEIPTS

ADDITIONAL DEDUCTIONS

Other-----

Other-----

Estate Tax-----

County Health Dept-----

Cigarette Tax-----

Personal Property Reimb Admin Fee-----

Special Assessments-----

Election Expenses-----

Advertising Delinquent-----

Total Additional Receipts-----

Total Additional Deductions-----


Total All Receipts----- 2,336.60

Total All Deductions-----

ADVANCES-----

N E T D I S T R I B U T I O N-----

2,336.60



-----COUNTY AUDITOR

-----DEPUTY AUDITOR

ALL COUNTY

		L R E		M H		TOTAL		F E E S		R E C E I P T S				
		R E C E I P T S		R E C E I P T S		R E C E I P T S		A / T / R E A		N E T - O F - F E E S				
								D E T A C		N O N - B U S		O W N - O C C		H O M E S T E A D
A L L	C O U N T Y	6583.50	592.33					728.84		6377.08	333.70	52.32	543.87	
								D						
								7175.83						

CAREY EVSD							BOARD OF ED 2A			
	TX/RT MILLS	EF/RT MILLS	L R E RECEIPTS	M H RECEIPTS	TOTAL RECEIPTS	F E E S A/T/REA DETAC	R E C E I P T S			
							NET-OF-FEES	NON-BUS	OWN-OCC	HOMESTEAD
BOND # 8 2013/ /2049	4.850 4.850000000 4.850		938.55	20.15	958.70	98.54	849.71	80.06	13.82	39.59
					209.03 D	10.45				
CLASSROOM FACILIT # 9 2013/ /2035	.500 .370042000 .500		71.61	2.08	73.69	7.57	65.32	6.10	1.06	3.02
					15.94 D	.80				
GENERAL # 10 1991/ /CONT	7.800 3.429683400 7.800		663.70	32.40	696.10	71.31	617.40	56.61	9.77	28.00
					147.81 D	7.39				
GENERAL # 11 1977/ /CONT	2.900 .805405400 2.900		155.88	12.05	167.93	17.14	149.05	13.29	2.29	6.58
					34.71 D	1.74				
GENERAL # 12 1989/ /CONT	4.800 2.110574400 4.800		408.43	19.94	428.37	43.88	379.94	34.84	6.01	17.23
					90.96 D	4.55				
GENERAL # 13 1979/ /CONT	5.000 1.877850000 5.000		363.41	20.77	384.18	39.31	340.82	30.99	5.34	15.33
					80.94 D	4.05				
GENERAL # 14 1976/ /CONT	24.400 6.776514400 24.400		1311.38	101.36	1412.74	144.23	1253.91	111.85	19.29	55.32
					292.06 D	14.60				
GENERAL # 15 / /	5.000 5.000000000 5.000		967.59	20.77	988.36	101.59	876.00	82.53	14.24	40.81
					215.49 D	10.77				
A L L L E V I E S			4,880.55	229.52		523.57	4,532.15	416.27	71.82	205.88
	55.25					D 54.35				
	25.2198 LRE				5,110.07					
	55.25 MH						.00 PREVIOUSLY ADVANCED			
							4,532.15 BALANCE			

1,086.94 Delinquent Tax Receipts--included in figures shown above

CAREY EVSD

BOARD OF ED 2A

ADDITIONAL
SOURCES OF RECEIPTS

ADDITIONAL
DEDUCTIONS

Other-----

Other-----

Estate Tax-----

County Health Dept-----

Cigarette Tax-----

Personal Property Reimb Admin Fee-----

Special Assessments-----

Election Expenses-----

Advertising Delinquent-----

Total Additional Receipts-----

Total Additional Deductions-----


Total All Receipts----- 4,532.15

Total All Deductions-----

ADVANCES-----

NET DISTRIBUTION-----

4,532.15



-----COUNTY AUDITOR

-----DEPUTY AUDITOR

KENTON CSD

BOARD OF ED 2B

	TX/RT MILLS	EF/RT MILLS	L R E RECEIPTS	M H RECEIPTS	TOTAL RECEIPTS	F E E S A/T/REA DETAC	R E C E I P T S		
							NET-OF-FEES	NON-BUS	OWN-OCC
BOND # 16 2011/ /2038	2.300 2.300000000 2.300		2.07	1.37	3.44	.33	3.00	.23	
					2.12 D	.11			
BOND # 17 NO RLBK 2021/ /2057	5.100 5.100000000 5.100		5.10	3.05	8.15	.73	7.18		
					4.71 D	.24			
CLASSROOM FACILIT # 18 2011/ /CONT	.500 .296178500 .500		.27	.30	.57	.05	.51	.03	
					.27 D	.01			
GENERAL # 19 1985/ /CONT	4.800 2.733052800 4.800		2.46	2.87	5.33	.50	4.70	.27	
					2.52 D	.13			
GENERAL # 20 / /	3.500 3.500000000 3.500		3.16	2.09	5.25	.50	4.59	.34	
					3.23 D	.16			
GENERAL # 21 1980/ /CONT	4.600 2.563386800 4.600		2.31	2.75	5.06	.48	4.46	.25	
					2.37 D	.12			
GENERAL # 22 1976/ /CONT	21.300 11.203565700 21.300		10.11	12.73	22.84	2.14	20.18	1.10	
					10.34 D	.52			
A L L L E V I E S			25.48	25.16		4.73	44.62	2.22	
	42.10				D	1.29			
	27.6959 LRE				50.64				
	42.10 MH						.00 PREVIOUSLY ADVANCED		
							44.62 BALANCE		

25.56 Delinquent Tax Receipts--included in figures shown above

KENTON CSD

BOARD OF ED 2B

ADDITIONAL
SOURCES OF RECEIPTS

ADDITIONAL
DEDUCTIONS

Other-----

Other-----

Estate Tax-----

County Health Dept-----

Cigarette Tax-----

Personal Property Reimb Admin Fee-----

Special Assessments-----

Election Expenses-----

Advertising Delinquent-----

Total Additional Receipts-----

Total Additional Deductions-----

Total All Receipts----- 44.62

Total All Deductions-----

ADVANCES-----

NET DISTRIBUTION-----

44.62



-----COUNTY AUDITOR

-----DEPUTY AUDITOR

MOHAWK LSD							BOARD OF ED 2C			
	TX/RT MILLS	EF/RT MILLS	L R E RECEIPTS	M H RECEIPTS	TOTAL RECEIPTS	F E E S A/T/REA DETAC	R E C E I P T S			
							NET-OF-FEES	NON-BUS	OWN-OCC	HOMESTEAD
BOND # 23 2003/ /2030	.800 .800000000 .800		165.37	7.72	173.09	18.53	153.78	13.17	1.88	18.89
					15.51 D	.78				
BOND # 24 2003/ /2030	.150 .150000000 .150		31.00	1.45	32.45	3.47	28.83	2.47	.35	3.53
					2.90 D	.15				
CLASSROOM FACILIT # 25 2003/ /2025	.500 .262716000 .500		54.29	4.81	59.10	6.36	52.46	4.33	.62	6.97
					5.57 D	.28				
GENERAL # 26 1980/ /CONT	6.000 3.027696000 6.000		625.82	57.88	683.70	73.55	606.92	49.82	7.17	81.10
					64.53 D	3.23				
GENERAL # 27 1976/ /CONT	22.900 10.410385800 22.900		2151.77	220.92	2372.69	255.50	2105.88	171.33	24.63	286.26
					226.28 D	11.31				
GENERAL # 28 / /	5.000 5.000000000 5.000		1033.48	48.24	1081.72	115.80	961.07	82.29	11.83	118.06
					96.97 D	4.85				
GENERAL # 29 1986/ /CONT	3.000 1.561944000 3.000		322.85	28.94	351.79	37.83	312.31	25.70	3.69	41.55
					33.09 D	1.65				
A L L L E V I E S			4,384.58	369.96		511.04	4,221.25	349.11	50.17	556.36
	38.35					D 22.25				
		21.2125 LRE			4,754.54					
		38.35 MH					.00 PREVIOUSLY ADVANCED			
							4,221.25 BALANCE			

444.85 Delinquent Tax Receipts--included in figures shown above

MOHAWK LSD

BOARD OF ED 2C

ADDITIONAL
SOURCES OF RECEIPTS

ADDITIONAL
DEDUCTIONS

Other-----

Other-----

Estate Tax-----

County Health Dept-----

Cigarette Tax-----

Personal Property Reimb Admin Fee-----

Special Assessments-----

Election Expenses-----

Advertising Delinquent-----

Total Additional Receipts-----

Total Additional Deductions-----


Total All Receipts----- 4,221.25

Total All Deductions-----

ADVANCES-----

NET DISTRIBUTION-----

4,221.25



-----COUNTY AUDITOR

-----DEPUTY AUDITOR

RIDGEDALE LSD

BOARD OF ED 2D

	TX/RT MILLS	EF/RT MILLS	L R E RECEIPTS	M H RECEIPTS	TOTAL RECEIPTS	F E E S A/T/REA DETAC	R E C E I P T S			
							NET-OF-FEES	NON-BUS	OWN-OCC	HOMESTEAD
EMERGENCY # 30 2017/ /2026	3.260 3.260000000 3.260		82.77	2.04	84.81	9.19	74.67	7.23	1.21	9.39
					18.91 D	.95				
GENERAL # 31 / /	5.500 5.500000000 5.500		139.65	3.44	143.09	15.50	125.99	12.20	2.04	15.85
					31.90 D	1.60				
GENERAL # 32 1978/ /CONT	4.500 2.200212000 4.500		55.86	2.81	58.67	6.74	51.29	4.88	.82	10.92
					12.76 D	.64				
GENERAL # 33 1976/ /CONT	30.700 12.299801500 30.700		312.30	19.19	331.49	38.97	288.95	27.28	4.56	72.06
					71.33 D	3.57				
A L L L E V I E S			590.58	27.48		70.40	540.90	51.59	8.63	108.22
	43.96				D	6.76				
	23.2600 LRE				618.06					
	43.96 MH						.00 PREVIOUSLY ADVANCED			
							540.90 BALANCE			

134.90 Delinquent Tax Receipts--included in figures shown above

RIDGEDALE LSD

BOARD OF ED 2D

ADDITIONAL
SOURCES OF RECEIPTS

ADDITIONAL
DEDUCTIONS

Other-----

Other-----

Estate Tax-----

County Health Dept-----

Cigarette Tax-----

Personal Property Reimb Admin Fee-----

Special Assessments-----

Election Expenses-----

Advertising Delinquent-----

Total Additional Receipts-----

Total Additional Deductions-----

Total All Receipts----- 540.90

Total All Deductions-----

ADVANCES-----

NET D I S T R I B U T I O N-----

540.90



-----COUNTY AUDITOR

-----DEPUTY AUDITOR

RIVERDALE LSD

BOARD OF ED 2E

		TX/RT	EF/RT	L R E	M H	TOTAL	F E E S	R E C E I P T S			
		MILLS	MILLS	RECEIPTS	RECEIPTS	RECEIPTS	A/T/REA DETAC	NET-OF-FEES	NON-BUS	OWN-OCC	HOMESTEAD
GENERAL		20.500		490.60	148.36	638.96	60.45	573.45	34.64	1.81	
# 34		15.600008000									
1976/	/CONT	20.500									
						101.15 D	5.06				
GENERAL		4.400		138.38	31.84	170.22	16.15	152.64	9.77	.51	
# 35		4.400000000									
/	/	4.400									
						28.53 D	1.43				
A L L	L E V I E S			628.98	180.20		76.60	726.09	44.41	2.32	
		24.90					D 6.49				
		20.0000 LRE				809.18					
		24.90 MH						.00 PREVIOUSLY ADVANCED			
								726.09 BALANCE			

129.68 Delinquent Tax Receipts--included in figures shown above

RIVERDALE LSD

BOARD OF ED 2E

ADDITIONAL
SOURCES OF RECEIPTS

ADDITIONAL
DEDUCTIONS

Other-----

Other-----

Estate Tax-----

County Health Dept-----

Cigarette Tax-----

Personal Property Reimb Admin Fee-----

Special Assessments-----

Election Expenses-----

Advertising Delinquent-----

Total Additional Receipts-----

Total Additional Deductions-----

Total All Receipts----- 726.09

Total All Deductions-----

ADVANCES-----

NET DISTRIBUTION-----

726.09



-----COUNTY AUDITOR

-----DEPUTY AUDITOR

UPPER SANDUSKY EVSD

BOARD OF ED 2F

	TX/RT MILLS	EF/RT MILLS	L R E RECEIPTS	M H RECEIPTS	TOTAL RECEIPTS	F E E S A/T/REA DETAC	R E C E I P T S			
							NET-OF-FEES	NON-BUS	OWN-OCC	HOMESTEAD
GENERAL	5.000		574.50	152.16	726.66	76.97	640.98	59.44	9.59	56.95
# 36		2.817260000								
1986/ /CONT	5.000									
					174.22 D	8.71				
GENERAL	4.800		978.80	146.07	1124.87	121.02	991.68	101.27	16.33	97.03
# 37		4.800000000								
/ /	4.800									
					243.39 D	12.17				
GENERAL	20.300		2145.23	617.79	2763.02	291.86	2437.46	221.93	35.78	212.66
# 38		10.519947200								
1976/ /CONT	20.300									
					673.99 D	33.70				
GENERAL	3.600		380.55	109.56	490.11	51.77	432.36	39.38	6.35	37.72
# 39		1.866268800								
1977/ /CONT	3.600									
					119.56 D	5.98				
PERMANENT IMPROVE	2.000		386.32	60.87	447.19	43.48	399.20			34.18
# 40 NO RLBK		1.691378000								
2015/ /CONT	2.000									
					90.21 D	4.51				
A L L L E V I E S			4,465.40	1,086.45		585.10	4,901.68	422.02	68.05	438.54
						D 65.07				
	35.70				5,551.85					
		21.6946 LRE						.00 PREVIOUSLY ADVANCED		
		35.70 MH						4,901.68 BALANCE		

1,301.37 Delinquent Tax Receipts--included in figures shown above

UPPER SANDUSKY EVSD

BOARD OF ED 2F

ADDITIONAL SOURCES OF RECEIPTS

ADDITIONAL DEDUCTIONS

Other-----

Other-----

Estate Tax-----

County Health Dept-----

Cigarette Tax-----

Personal Property Reimb Admin Fee-----

Special Assessments-----

Election Expenses-----

Advertising Delinquent-----

Total Additional Receipts-----

Total Additional Deductions-----

Total All Receipts----- 4,901.68

Total All Deductions-----

ADVANCES-----

N E T D I S T R I B U T I O N-----

4,901.68

-----COUNTY AUDITOR

-----DEPUTY AUDITOR

VANLUE LSD

BOARD OF ED 2G

	TX/RT MILLS	EF/RT MILLS	L R E RECEIPTS	M H RECEIPTS	TOTAL RECEIPTS	F E E S A/T/REA DETAC	RECEIPTS NET-OF-FEES	NON-BUS	OWN-OCC	HOMESTEAD
EMERGENCY # 41 2019/ /2028	5.050 5.050000000 5.050		8.63	3.39	12.02	1.12	10.90	.48	.03	
						D				
GENERAL # 42 / /	6.000 6.000000000 6.000		10.26	4.03	14.29	1.33	12.96	.57	.03	
						D				
GENERAL # 43 1976/ /CONT	25.000 14.000025000 25.000		23.93	16.79	40.72	3.77	36.95	1.33	.07	
						D				
PERMANENT IMPROVE # 44 1994/ /CONT	4.000 1.413740000 4.000		2.42	2.69	5.11	.47	4.64	.13	.01	
						D				
A L L L E V I E S			45.24	26.90		6.69	65.45	2.51	.14	
	40.05					D 72.14				
	26.4637 LRE 40.05 MH						.00 PREVIOUSLY ADVANCED 65.45 BALANCE			

VANLUE LSD

BOARD OF ED 2G

ADDITIONAL
SOURCES OF RECEIPTS

ADDITIONAL
DEDUCTIONS

Other-----

Other-----

Estate Tax-----

County Health Dept-----

Cigarette Tax-----

Personal Property Reimb Admin Fee-----

Special Assessments-----

Election Expenses-----

Advertising Delinquent-----

Total Additional Receipts-----

Total Additional Deductions-----

Total All Receipts----- 65.45

Total All Deductions-----

ADVANCES-----

NET DISTRIBUTION-----

65.45



-----COUNTY AUDITOR

-----DEPUTY AUDITOR

WYNFORD LSD

BOARD OF ED 2H

	TX/RT MILLS	EF/RT MILLS	L R E RECEIPTS	M H RECEIPTS	TOTAL RECEIPTS	F E E S A/T/REA DETAC	R E C E I P T S			
							NET-OF-FEES	NON-BUS	OWN-OCC	HOMESTEAD
BOND # 45 NO RLBK 2017/ /2053	4.000 4.000000000 4.000		348.05	13.26	361.31	35.13	319.49			31.18
					133.71 D	6.69				
EMERGENCY # 46 2012/2021/2023	1.550 1.550000000 1.550		123.93	5.14	129.07	13.61	112.87	9.33	1.61	12.08
					51.82 D	2.59				
GENERAL # 47 1977/ /CONT	6.500 2.461160000 6.500		196.78	21.55	218.33	22.84	190.81	14.81	2.56	19.47
					93.68 D	4.68				
GENERAL # 48 1976/ /CONT	22.100 5.285568600 22.100		422.61	73.26	495.87	51.51	433.15	31.79	5.50	42.39
					224.17 D	11.21				
GENERAL # 49 1985/ /CONT	7.900 3.473148100 7.900		277.69	26.18	303.87	31.84	265.60	20.88	3.62	27.39
					128.59 D	6.43				
GENERAL # 50 / /	5.600 5.600000000 5.600		447.76	18.57	466.33	49.18	407.79	33.68	5.82	43.66
					187.20 D	9.36				
GENERAL # 51 2003/2021/2023	6.900 4.495846800 6.900		359.48	22.87	382.35	40.21	334.29	27.03	4.68	35.21
					157.08 D	7.85				
PERMANENT IMP # 52 NO RLBK 2017/ /CONT	1.000 .993447000 1.000		86.44	3.31	89.75	8.72	79.37			7.74
					33.22 D	1.66				
A L L L E V I E S			2,262.74	184.14		253.04	2,143.37	137.52	23.79	219.12
	55.55				D	50.47				
	27.8589 LRE				2,446.88			.00 PREVIOUSLY ADVANCED		
	55.55 MH						2,143.37 BALANCE			

1,009.47 Delinquent Tax Receipts--included in figures shown above

WYNFORD LSD

BOARD OF ED 2H

ADDITIONAL
SOURCES OF RECEIPTS

ADDITIONAL
DEDUCTIONS

Other-----

Other-----

Estate Tax-----

County Health Dept-----

Cigarette Tax-----

Personal Property Reimb Admin Fee-----

Special Assessments-----

Election Expenses-----

Advertising Delinquent-----

Total Additional Receipts-----

Total Additional Deductions-----

Total All Receipts----- 2,143.37

Total All Deductions-----

ADVANCES-----

NET DISTRIBUTION-----

2,143.37



-----COUNTY AUDITOR

-----DEPUTY AUDITOR

ALL BOARD OF ED

		L R E		M H		TOTAL		F E E S			
		RECEIPTS	RECEIPTS	RECEIPTS	RECEIPTS	A/T/REA	DETAC	R E C E I P T S			
								NET-OF-FEES	NON-BUS	OWN-OCC	HOMESTEAD
A L L	BOARD OF ED	17283.55	2129.81			2031.17		17175.51	1425.65	224.92	1528.12
						D	206.68				
							19413.36				

OHIO HI-POINT JVSD

J V S 3B

	TX/RT MILLS	EF/RT MILLS	L R E RECEIPTS	M H RECEIPTS	TOTAL RECEIPTS	F E E S A/T/REA DETAC	R E C E I P T S			
							NET-OF-FEES	NON-BUS	OWN-OCC	HOMESTEAD
GENERAL	2.000		1.80	1.20	3.00	.29	2.62	.20		
# 53	2.0000000000									
1978/ /CONT	2.000									
					1.85 D	.09				
PERMANENT IMPROVE	.600		.44	.36	.80	.07	.71			
# 54 NO RLBK	.444576600									
2018/ /CONT	.600									
					.41 D	.02				
A L L L E V I E S			2.24	1.56		.36	3.33	.20		
	2.60					D .11				
					3.80					
	2.4445	LRE					.00	PREVIOUSLY ADVANCED		
	2.60	MH					3.33	BALANCE		

2.26 Delinquent Tax Receipts--included in figures shown above

OHIO HI-POINT JVSD

J V S

3B

ADDITIONAL
SOURCES OF RECEIPTS

ADDITIONAL
DEDUCTIONS

Other-----

Other-----

Estate Tax-----

County Health Dept-----

Cigarette Tax-----

Personal Property Reimb Admin Fee-----

Special Assessments-----

Election Expenses-----

Advertising Delinquent-----

Total Additional Receipts-----

Total Additional Deductions-----

Total All Receipts----- 3.33

Total All Deductions-----

ADVANCES-----

NET DISTRIBUTION-----

3.33



-----COUNTY AUDITOR

-----DEPUTY AUDITOR

VANGUARD JVSD

J V S 3C

	TX/RT MILLS	EF/RT MILLS	L R E RECEIPTS	M H RECEIPTS	TOTAL RECEIPTS	F E E S A/T/REA DETAC	R E C E I P T S			
							NET-OF-FEES	NON-BUS	OWN-OCC	HOMESTEAD
GENERAL	1.600		656.96	64.12	721.08	77.39	638.08	60.11	9.22	70.12
# 55		1.6000000000								
1976/ /CONT	1.600									
					112.16 D	5.61				
A L L L E V I E S			656.96	64.12		77.39	638.08	60.11	9.22	70.12
						D 5.61				
	1.60				721.08					
		1.6000 LRE							.00 PREVIOUSLY ADVANCED	
		1.60 MH							638.08 BALANCE	

112.16 Delinquent Tax Receipts--included in figures shown above

VANGUARD JVSD

J V S 3C

ADDITIONAL
SOURCES OF RECEIPTS

ADDITIONAL
DEDUCTIONS

Other-----

Other-----

Estate Tax-----

County Health Dept-----

Cigarette Tax-----

Personal Property Reimb Admin Fee-----

Special Assessments-----

Election Expenses-----

Advertising Delinquent-----

Total Additional Receipts-----

Total Additional Deductions-----

Total All Receipts----- 638.08

Total All Deductions-----

ADVANCES-----

NET DISTRIBUTION-----

638.08



-----COUNTY AUDITOR

-----DEPUTY AUDITOR

TRI-RIVERS JVSD							J V S			
	TX/RT	EF/RT	L R E	M H	TOTAL	F E E S	R E C E I P T S			
	MILLS	MILLS	R E C E I P T S	R E C E I P T S	R E C E I P T S	A/T/REA	NET-OF-FEES	NON-BUS	OWN-OCC	HOMESTEAD
						DETAC				
GENERAL	1.300		16.48	.81	17.29	1.98	15.12	1.44	.24	3.17
# 56	.649192700									
1997/2021/CONT	1.300									
					3.76 D	.19				
GENERAL	2.100		23.23	1.31	24.54	2.86	21.41	2.03	.34	5.00
# 57	.915064500									
1978/ /CONT	2.100									
					5.31 D	.27				
GENERAL	1.000		11.06	.63	11.69	1.36	10.20	.97	.16	2.38
# 58	.435745000									
1989/2014/CONT	1.000									
					2.53 D	.13				
A L L	L E V I E S		50.77	2.75		6.20	46.73	4.44	.74	10.55
	4.40					D				
					53.52	.59				
	1.9998	LRE								.00 PREVIOUSLY ADVANCED
	4.40	MH								46.73 BALANCE

11.60 Delinquent Tax Receipts--included in figures shown above

TRI-RIVERS JVSD

J V S

3D

ADDITIONAL
SOURCES OF RECEIPTS

ADDITIONAL
DEDUCTIONS

Other-----

Other-----

Estate Tax-----

County Health Dept-----

Cigarette Tax-----

Personal Property Reimb Admin Fee-----

Special Assessments-----

Election Expenses-----

Advertising Delinquent-----

Total Additional Receipts-----

Total Additional Deductions-----

Total All Receipts----- 46.73

Total All Deductions-----

ADVANCES-----

NET DISTRIBUTION-----

46.73



-----COUNTY AUDITOR

-----DEPUTY AUDITOR

PIONEER JVSD

J V S 3H

	TX/RT MILLS	EF/RT MILLS	L R E RECEIPTS	M H RECEIPTS	TOTAL RECEIPTS	F E E S A/T/REA DETAC	R E C E I P T S			
							NET-OF-FEES	NON-BUS	OWN-OCC	HOMESTEAD
GENERAL	1.000		37.08	3.31	40.39	4.23	35.31	2.79	.48	3.65
# 59		.463782000								
1983/ /CONT	1.000									
					17.01 D	.85				
GENERAL	1.700		104.12	5.63	109.75	10.66	97.02			9.37
# 60 NO RLBK		1.196686100								
2014/ /CONT	1.700									
					41.42 D	2.07				
GENERAL	1.000		33.95	3.31	37.26	3.90	32.57	2.55	.44	3.35
# 61		.424487000								
1980/ /CONT	1.000									
					15.81 D	.79				
A L L L E V I E S			175.15	12.25		18.79	164.90	5.34	.92	16.37
						D 3.71				
	3.70				187.40					
		2.0847 LRE								
		3.70 MH					.00 PREVIOUSLY ADVANCED			
							164.90 BALANCE			

74.24 Delinquent Tax Receipts--included in figures shown above

PIONEER JVSD

J V S 3H

ADDITIONAL
SOURCES OF RECEIPTS

ADDITIONAL
DEDUCTIONS

Other-----

Other-----

Estate Tax-----

County Health Dept-----

Cigarette Tax-----

Personal Property Reimb Admin Fee-----

Special Assessments-----

Election Expenses-----

Advertising Delinquent-----

Total Additional Receipts-----

Total Additional Deductions-----

Total All Receipts----- 164.90

Total All Deductions-----

ADVANCES-----

NET DISTRIBUTION-----

164.90



-----COUNTY AUDITOR

-----DEPUTY AUDITOR

ALL J V S

		L R E		M H		TOTAL		F E E S			
		RECEIPTS	RECEIPTS	RECEIPTS	RECEIPTS	A/T/REA	DETAC	R E C E I P T S			
								NET-OF-FEES	NON-BUS	OWN-OCC	HOMESTEAD
A L L	J V S	885.12	80.68			102.74		853.04	70.09	10.88	97.04
						D	10.02				
						965.80					

ANTRIM TOWNSHIP							TOWNSHIP 4A			
	TX/RT MILLS	EF/RT MILLS	L R E RECEIPTS	M H RECEIPTS	TOTAL RECEIPTS	F E E S A/T/REA DETAC	R E C E I P T S			
							NET-OF-FEES	NON-BUS	OWN-OCC	HOMESTEAD
GENERAL	.400		38.78	.45	39.23	4.03	34.47	2.76	.45	2.57
# 62		.400000000								
/ /		.400								
					14.56 D	.73				
ROAD	.800		53.16	.89	54.05	5.59	47.43	3.97	.66	3.81
# 63		.800000000								
/ /		.800								
					20.67 D	1.03				
A L L L E V I E S			91.94	1.34		9.62	81.90	6.73	1.11	6.38
						D 1.76				
	1.20				93.28					
		1.2000 LRE					.00 PREVIOUSLY ADVANCED			
		1.20 MH					81.90 BALANCE			

35.23 Delinquent Tax Receipts--included in figures shown above

A N T R I M T O W N S H I P

T O W N S H I P 4 A

A D D I T I O N A L
S O U R C E S O F R E C E I P T S

A D D I T I O N A L
D E D U C T I O N S

Other-----

Other-----

Estate Tax-----

County Health Dept-----

Cigarette Tax-----

Personal Property Reimb Admin Fee-----

Special Assessments-----

Election Expenses-----

Advertising Delinquent-----

Total Additional Receipts-----

Total Additional Deductions-----

Total All Receipts----- 81.90

Total All Deductions-----

A D V A N C E S -----

N E T D I S T R I B U T I O N -----

81.90



-----C O U N T Y A U D I T O R

-----D E P U T Y A U D I T O R

CRANE TOWNSHIP

TOWNSHIP 4B

	TX/RT MILLS	EF/RT MILLS	L R E RECEIPTS	M H RECEIPTS	TOTAL RECEIPTS	F E E S A/T/REA DETAC	R E C E I P T S			
							NET-OF-FEES	NON-BUS	OWN-OCC	HOMESTEAD
GENERAL	.500		45.06	2.76	47.82	5.38	41.88	6.17	1.16	4.98
# 64	.500000000									
/ /	.500									
					11.12 D	.56				
GENERAL	.500		40.93	2.76	43.69	4.27	38.99			3.98
# 65 NO RLK	.390640000									
2017/2022/2026	.500									
					8.69 D	.43				
ROAD	.700		12.56	.58	13.14	1.74	11.40	2.40	.44	3.42
# 66	.700000000									
/ /	.700									
					D					
A L L L E V I E S			98.55	6.10		11.39	92.27	8.57	1.60	12.38
	1.70				D	.99				
					104.65					
	1.5906 LRE						.00			PREVIOUSLY ADVANCED
	1.70 MH						92.27			BALANCE

19.81 Delinquent Tax Receipts--included in figures shown above

CRANE TOWNSHIP

TOWNSHIP 4B

ADDITIONAL SOURCES OF RECEIPTS

ADDITIONAL DEDUCTIONS

Other-----

Other-----

Estate Tax-----

County Health Dept-----

Cigarette Tax-----

Personal Property Reimb Admin Fee-----

Special Assessments-----

Election Expenses-----

Advertising Delinquent-----

Total Additional Receipts-----

Total Additional Deductions-----

Total All Receipts----- 92.27

Total All Deductions-----

ADVANCES-----

N E T D I S T R I B U T I O N-----

92.27

-----COUNTY AUDITOR

-----DEPUTY AUDITOR

CRAWFORD TOWNSHIP							TOWNSHIP			
	TX/RT	EF/RT	L R E	M H	TOTAL	F E E S	R E C E I P T S			
	MILLS	MILLS	R E C E I P T S	R E C E I P T S	R E C E I P T S	A / T / R E A	NET-OF-FEES	NON-BUS	OWN-OCC	HOMESTEAD
						DETAC				
GENERAL	.200		35.01	.83	35.84	3.72	31.80	3.14	.55	1.63
# 67	.200000000									
/ /	.200									
					6.31 D	.32				
ROAD	1.400		30.64	3.74	34.38	3.83	30.55	4.06	.60	1.25
# 68	1.400000000									
/ /	1.400									
					.03 D					
A L L L E V I E S			65.65	4.57		7.55	62.35	7.20	1.15	2.88
	1.60				D	.32				
					70.22					
	1.6000 LRE						.00 PREVIOUSLY ADVANCED			
	1.60 MH						62.35 BALANCE			

6.34 Delinquent Tax Receipts--included in figures shown above

CRAWFORD TOWNSHIP

TOWNSHIP 4C

ADDITIONAL
SOURCES OF RECEIPTS

ADDITIONAL
DEDUCTIONS

Other-----

Other-----

Estate Tax-----

County Health Dept-----

Cigarette Tax-----

Personal Property Reimb Admin Fee-----

Special Assessments-----

Election Expenses-----

Advertising Delinquent-----

Total Additional Receipts-----

Total Additional Deductions-----

Total All Receipts----- 62.35

Total All Deductions-----

ADVANCES-----

NET DISTRIBUTION-----

62.35



-----COUNTY AUDITOR

-----DEPUTY AUDITOR

EDEN TOWNSHIP							TOWNSHIP 4D			
	TX/RT MILLS	EF/RT MILLS	L R E RECEIPTS	M H RECEIPTS	TOTAL RECEIPTS	F E E S A/T/REA DETAC	R E C E I P T S			
							NET-OF-FEES	NON-BUS	OWN-OCC	HOMESTEAD
GENERAL	.400		6.52	1.72	8.24	1.23	6.94	1.03	.22	4.30
# 69	.400000000									
/ /	.400									
					1.45 D	.07				
ROAD	.700		9.03	1.02	10.05	1.44	8.58	1.20	.23	4.58
# 70	.700000000									
/ /	.700									
					.55 D	.03				
A L L L E V I E S			15.55	2.74		2.67	15.52	2.23	.45	8.88
	1.10				D	.10				
					18.29					
	1.1000 LRE						.00 PREVIOUSLY ADVANCED			
	1.10 MH						15.52 BALANCE			

2.00 Delinquent Tax Receipts--included in figures shown above

EDEN TOWNSHIP

TOWNSHIP 4D

ADDITIONAL SOURCES OF RECEIPTS

ADDITIONAL DEDUCTIONS

Other-----

Other-----

Estate Tax-----

County Health Dept-----

Cigarette Tax-----

Personal Property Reimb Admin Fee-----

Special Assessments-----

Election Expenses-----

Advertising Delinquent-----

Total Additional Receipts-----

Total Additional Deductions-----

Total All Receipts----- 15.52

Total All Deductions-----

ADVANCES-----

NET DISTRIBUTION-----

15.52

-----COUNTY AUDITOR

-----DEPUTY AUDITOR

JACKSON TOWNSHIP

TOWNSHIP 4E

	TX/RT MILLS	EF/RT MILLS	L R E RECEIPTS	M H RECEIPTS	TOTAL RECEIPTS	F E E S A/T/REA DETAC	R E C E I P T S			
							NET-OF-FEES	NON-BUS	OWN-OCC	HOMESTEAD
GENERAL	.500		11.91	.92	12.83	1.22	11.61	.72	.12	
# 71	.500000000									
/ /	.500									
						D				
GENERAL	1.500		23.59	2.77	26.36	2.51	23.85	1.42	.23	
# 72	.989893500									
2012/2022/2026	1.500									
						D				
ROAD	.900		5.52	1.66	7.18	.68	6.50	.39		
# 73	.900000000									
/ /	.900									
						D				
A L L	L E V I E S		41.02	5.35		4.41	41.96	2.53	.35	
	2.90					D				
					46.37					
	2.3898	LRE					.00	PREVIOUSLY ADVANCED		
	2.90	MH					41.96	BALANCE		

JACKSON TOWNSHIP

TOWNSHIP 4E

ADDITIONAL SOURCES OF RECEIPTS

ADDITIONAL DEDUCTIONS

Other-----

Other-----

Estate Tax-----

County Health Dept-----

Cigarette Tax-----

Personal Property Reimb Admin Fee-----

Special Assessments-----

Election Expenses-----

Advertising Delinquent-----

Total Additional Receipts-----

Total Additional Deductions-----

Total All Receipts----- 41.96

Total All Deductions-----

ADVANCES-----

NET DISTRIBUTION-----

41.96



-----COUNTY AUDITOR

-----DEPUTY AUDITOR

MARSEILLES TOWNSHIP							TOWNSHIP			
	TX/RT MILLS	EF/RT MILLS	L R E RECEIPTS	M H RECEIPTS	TOTAL RECEIPTS	F E E S A/T/REA DETAC	R E C E I P T S			
							NET-OF-FEES	NON-BUS	OWN-OCC	HOMESTEAD
FIRE PROTECTION # 76 1994/2019/2023	1.000 .520534000 1.000		16.56	13.93	30.49	3.01	26.75	1.27	.08	.44
					14.62 D	.73				
GENERAL # 77 1993/2023/2027	1.000 .520534000 1.000		16.56	13.93	30.49	3.01	26.75	1.27	.08	.44
					14.62 D	.73				
GENERAL # 78 / /	.700 .700000000 .700		22.26	9.75	32.01	3.25	28.18	1.71	.11	.59
					11.50 D	.58				
GENERAL # 79 1981/2021/2025	2.000 1.033884000 2.000		32.87	27.86	60.73	6.00	53.27	2.52	.17	.88
					29.21 D	1.46				
ROAD # 80 / /	.400 .400000000 .400		12.65	5.57	18.22	1.85	16.04	.97	.07	.34
					6.57 D	.33				
A L L L E V I E S			100.90	71.04		17.12	150.99	7.74	.51	2.69
	5.10				D	3.83				
		3.1748 LRE			171.94					
		5.10 MH					.00 PREVIOUSLY ADVANCED			
							150.99 BALANCE			

76.52 Delinquent Tax Receipts--included in figures shown above

MARSEILLES TOWNSHIP

TOWNSHIP 4G

ADDITIONAL
SOURCES OF RECEIPTS

ADDITIONAL
DEDUCTIONS

Other-----

Other-----

Estate Tax-----

County Health Dept-----

Cigarette Tax-----

Personal Property Reimb Admin Fee-----

Special Assessments-----

Election Expenses-----

Advertising Delinquent-----

Total Additional Receipts-----

Total Additional Deductions-----

Total All Receipts----- 150.99

Total All Deductions-----

ADVANCES-----

NET D I S T R I B U T I O N-----

150.99



-----COUNTY AUDITOR

-----DEPUTY AUDITOR

MIFFLIN TOWNSHIP

TOWNSHIP 4F

	TX/RT MILLS	EF/RT MILLS	L R E RECEIPTS	M H RECEIPTS	TOTAL RECEIPTS	F E E S A/T/REA DETAC	R E C E I P T S			
							NET-OF-FEES	NON-BUS	OWN-OCC	HOMESTEAD
GENERAL	.400		8.65	1.09	9.74	.93	8.65	.58	.11	
# 74		.400000000								
/ /		.400								
					3.17 D	.16				
ROAD	.900		19.36	1.79	21.15	2.03	18.76	1.28	.24	
# 75		.900000000								
/ /		.900								
					7.14 D	.36				
A L L L E V I E S			28.01	2.88		2.96	27.41	1.86	.35	
					D	.52				
	1.30				30.89					
		1.3000 LRE								
		1.30 MH					.00 PREVIOUSLY ADVANCED			
							27.41 BALANCE			

10.31 Delinquent Tax Receipts--included in figures shown above

MIFFLIN TOWNSHIP

TOWNSHIP 4F

ADDITIONAL
SOURCES OF RECEIPTS

ADDITIONAL
DEDUCTIONS

Other-----

Other-----

Estate Tax-----

County Health Dept-----

Cigarette Tax-----

Personal Property Reimb Admin Fee-----

Special Assessments-----

Election Expenses-----

Advertising Delinquent-----

Total Additional Receipts-----

Total Additional Deductions-----

Total All Receipts----- 27.41

Total All Deductions-----

ADVANCES-----

NET DISTRIBUTION-----

27.41



-----COUNTY AUDITOR

-----DEPUTY AUDITOR

PITT TOWNSHIP							TOWNSHIP 4H			
	TX/RT MILLS	EF/RT MILLS	L R E RECEIPTS	M H RECEIPTS	TOTAL RECEIPTS	F E E S A/T/REA DETAC	R E C E I P T S			
							NET-OF-FEES	NON-BUS	OWN-OCC	HOMESTEAD
FIRE PROTECTION	1.500		7.20	1.20	8.40	1.29	6.91	.81	.15	5.02
# 81		.833017500								
2008/ /CONT	1.500									
					3.96 D	.20				
GENERAL	.800		6.91	.64	7.55	1.19	6.20	.78	.15	4.82
# 82		.800000000								
/ /	.800									
					3.29 D	.16				
ROAD	.600		5.05	.48	5.53	.88	4.53	.58	.11	3.62
# 83		.600000000								
/ /	.600									
					2.47 D	.12				
A L L L E V I E S			19.16	2.32		3.36	17.64	2.17	.41	13.46
	2.90					D .48				
		2.2330 LRE			21.48					
		2.90 MH					.00 PREVIOUSLY ADVANCED			
							17.64 BALANCE			

9.72 Delinquent Tax Receipts--included in figures shown above

PITT TOWNSHIP

TOWNSHIP 4H

ADDITIONAL SOURCES OF RECEIPTS		ADDITIONAL DEDUCTIONS	
Other		Other	3.68
Estate Tax		County Health Dept	
Cigarette Tax		Personal Property Reimb Admin Fee	
Special Assessments		Election Expenses	
		Advertising Delinquent	
Total Additional Receipts		Total Additional Deductions	3.68
Total All Receipts	17.64	Total All Deductions	3.68

ADVANCES-----

NET DISTRIBUTION----- 13.96



-----COUNTY AUDITOR

-----DEPUTY AUDITOR

RICHLAND TOWNSHIP							TOWNSHIP			
	TX/RT MILLS	EF/RT MILLS	L R E RECEIPTS	M H RECEIPTS	TOTAL RECEIPTS	F E E S A/T/REA DETAC	RECEIPTS NET-OF-FEES	NON-BUS	OWN-OCC	HOMESTEAD
FIRE # 84 2005/2020/2025	.500 .244784000 .500		5.30	2.70	8.00	.75	7.21	.34	.02	
					.82 D	.04				
GENERAL # 85 2012/2022/2026	1.000 .678831000 1.000		14.67	5.39	20.06	1.89	18.06	.96	.07	
					2.26 D	.11				
GENERAL # 86 2010/2019/2023	.300 .164030400 .300		3.54	1.61	5.15	.48	4.64	.24	.02	
					.55 D	.03				
GENERAL # 87 / /	.400 .400000000 .400		8.64	2.15	10.79	1.02	9.70	.57	.04	
					1.33 D	.07				
ROAD # 88 / /	.400 .400000000 .400		8.20	1.80	10.00	.95	8.98	.53	.04	
					1.33 D	.07				
A L L L E V I E S			40.35	13.65		5.09	48.59	2.64	.19	
	2.60				D 54.00	.32				
	1.8875 LRE 2.60 MH						.00 PREVIOUSLY ADVANCED 48.59 BALANCE			

6.29 Delinquent Tax Receipts--included in figures shown above

RICHLAND TOWNSHIP

TOWNSHIP 4I

ADDITIONAL
SOURCES OF RECEIPTS

ADDITIONAL
DEDUCTIONS

Other-----

Other-----

Estate Tax-----

County Health Dept-----

Cigarette Tax-----

Personal Property Reimb Admin Fee-----

Special Assessments-----

Election Expenses-----

Advertising Delinquent-----

Total Additional Receipts-----

Total Additional Deductions-----

Total All Receipts----- 48.59

Total All Deductions-----

ADVANCES-----

NET DISTRIBUTION-----

48.59



-----COUNTY AUDITOR

-----DEPUTY AUDITOR

RIDGE TOWNSHIP							TOWNSHIP 4J			
	TX/RT MILLS	EF/RT MILLS	L R E RECEIPTS	M H RECEIPTS	TOTAL RECEIPTS	F E E S A/T/REA DETAC	R E C E I P T S			
							NET-OF-FEES	NON-BUS	OWN-OCC	HOMESTEAD
FIRE # 89 1998/2023/2027	.700 .287787500 .700		7.38	.47	7.85	.74	6.90	.43	.04	
					4.23 D	.21				
FIRE # 90 1988/2023/2027	.800 .250824800 .800		6.45	.54	6.99	.66	6.15	.36	.03	
					3.68 D	.18				
GENERAL # 91 / /	.900 .900000000 .900		23.10	.60	23.70	2.25	20.79	1.33	.12	
					13.21 D	.66				
ROAD # 92 / /	.200 .200000000 .200		5.12	.13	5.25	.50	4.60	.30	.03	
					2.93 D	.15				
A L L L E V I E S			42.05	1.74		4.15	38.44	2.42	.22	
	2.60				D 43.79	1.20				
	1.6385 LRE 2.60 MH						.00 PREVIOUSLY ADVANCED 38.44 BALANCE			

24.05 Delinquent Tax Receipts--included in figures shown above

RIDGE TOWNSHIP

TOWNSHIP 4J

ADDITIONAL
SOURCES OF RECEIPTS

ADDITIONAL
DEDUCTIONS

Other-----

Other-----

Estate Tax-----

County Health Dept-----

Cigarette Tax-----

Personal Property Reimb Admin Fee-----

Special Assessments-----

Election Expenses-----

Advertising Delinquent-----

Total Additional Receipts-----

Total Additional Deductions-----

Total All Receipts----- 38.44

Total All Deductions-----

ADVANCES-----

NET DISTRIBUTION-----

38.44



-----COUNTY AUDITOR

-----DEPUTY AUDITOR

SALEM TWP							TOWNSHIP 4K			
	TX/RT MILLS	EF/RT MILLS	L R E RECEIPTS	M H RECEIPTS	TOTAL RECEIPTS	F E E S A/T/REA DETAC	R E C E I P T S			
							NET-OF-FEES	NON-BUS	OWN-OCC	HOMESTEAD
FIRE & EMS # 93 2011/2021/2025	1.000 .621797000 1.000		18.53	7.45	25.98	2.45	23.52	1.35	.07	
					.12 D	.01				
GENERAL # 94 / /	.300 .300000000 .300		8.95	2.23	11.18	1.06	10.12	.65	.03	
					.04 D					
ROAD # 95 / /	1.400 1.400000000 1.400		41.75	10.42	52.17	4.95	47.21	3.03	.15	
					.17 D	.01				
A L L L E V I E S			69.23	20.10		8.46	80.85	5.03	.25	
	2.70				D 89.33	.02				
	2.3217 LRE 2.70 MH						.00 PREVIOUSLY ADVANCED 80.85 BALANCE			

.33 Delinquent Tax Receipts--included in figures shown above

SALEM TOWNSHIP

TOWNSHIP 4K

ADDITIONAL SOURCES OF RECEIPTS

ADDITIONAL DEDUCTIONS

Other-----

Other-----

Estate Tax-----

County Health Dept-----

Cigarette Tax-----

Personal Property Reimb Admin Fee-----

Special Assessments-----

Election Expenses-----

Advertising Delinquent-----

Total Additional Receipts-----

Total Additional Deductions-----

Total All Receipts----- 80.85

Total All Deductions-----

ADVANCES-----

N E T D I S T R I B U T I O N-----

80.85



-----COUNTY AUDITOR

-----DEPUTY AUDITOR

SYCAMORE TOWNSHIP							TOWNSHIP			
	TX/RT	EF/RT	L R E	M H	TOTAL	A/T/REA	RECEIPTS			
	MILLS	MILLS	RECEIPTS	RECEIPTS	RECEIPTS	DETAC	NET-OF-FEES	NON-BUS	OWN-OCC	HOMESTEAD
GENERAL	.500		69.16	2.92	72.08	7.40	64.30	5.51	.90	4.22
# 96	.500000000									
/ /	.500									
					7.50 D	.38				
ROAD	.500		31.85	.65	32.50	3.36	29.00	2.47	.33	2.20
# 97	.500000000									
/ /	.500									
					2.81 D	.14				
A L L	L E V I E S		101.01	3.57		10.76	93.30	7.98	1.23	6.42
					D	.52				
	1.00				104.58					
	1.0000 LRE						.00	PREVIOUSLY ADVANCED		
	1.00 MH						93.30	BALANCE		

10.31 Delinquent Tax Receipts--included in figures shown above

SYCAMORE TOWNSHIP

TOWNSHIP 4L

ADDITIONAL
SOURCES OF RECEIPTS

ADDITIONAL
DEDUCTIONS

Other-----

Other-----

Estate Tax-----

County Health Dept-----

Cigarette Tax-----

Personal Property Reimb Admin Fee-----

Special Assessments-----

Election Expenses-----

Advertising Delinquent-----

Total Additional Receipts-----

Total Additional Deductions-----

Total All Receipts----- 93.30

Total All Deductions-----

ADVANCES-----

NET DISTRIBUTION-----

93.30



-----COUNTY AUDITOR

-----DEPUTY AUDITOR

TYMOCHTEE TOWNSHIP							TOWNSHIP 4M			
	TX/RT MILLS	EF/RT MILLS	L R E RECEIPTS	M H RECEIPTS	TOTAL RECEIPTS	F E E S A/T/REA DETAC	R E C E I P T S			
							NET-OF-FEES	NON-BUS	OWN-OCC	HOMESTEAD
GENERAL # 98	1.200		76.38	3.56	79.94	9.02	70.66	5.81	.55	14.51
	1.2000000000									
/ /	1.200									
					5.29 D	.26				
ROAD # 99	.900		57.29	2.67	59.96	6.77	52.99	4.35	.41	10.88
	.9000000000									
/ /	.900									
					3.96 D	.20				
A L L L E V I E S			133.67	6.23		15.79	123.65	10.16	.96	25.39
	2.10					D .46				
	2.1000 LRE				139.90					
	2.10 MH						.00 PREVIOUSLY ADVANCED			
							123.65 BALANCE			

9.25 Delinquent Tax Receipts--included in figures shown above

T Y M O C H T E E T O W N S H I P

T O W N S H I P 4 M

A D D I T I O N A L
S O U R C E S O F R E C E I P T S

A D D I T I O N A L
D E D U C T I O N S

Other-----

Other-----

Estate Tax-----

County Health Dept-----

Cigarette Tax-----

Personal Property Reimb Admin Fee-----

Special Assessments-----

Election Expenses-----

Advertising Delinquent-----

Total Additional Receipts-----

Total Additional Deductions-----

Total All Receipts----- 123.65

Total All Deductions-----

A D V A N C E S -----

N E T D I S T R I B U T I O N -----

123.65



-----C O U N T Y A U D I T O R

-----D E P U T Y A U D I T O R

M O H A W K F I R E & R E S C U E D I S T

T O W N S H I P 4 X

	TX/RT MILLS	EF/RT MILLS	L R E RECEIPTS	M H RECEIPTS	TOTAL RECEIPTS	F E E S A/T/REA DETAC	R E C E I P T S			
							NET-OF-FEES	NON-BUS	OWN-OCC	HOMESTEAD
FIRE	2.990		677.22	28.39	705.61	70.37	632.34			80.64
#100 NO RLBK	2.987915970									
2023/ /2027	2.990									
					57.95 D	2.90				
A L L L E V I E S			677.22	28.39		70.37	632.34			80.64
	2.99				705.61	D 2.90				
		2.9879 LRE							.00 PREVIOUSLY ADVANCED	
		2.99 MH							632.34 BALANCE	

57.95 Delinquent Tax Receipts--included in figures shown above

MOHAWK FIRE & RESCUE DIST

TOWNSHIP 4X

ADDITIONAL
SOURCES OF RECEIPTS

ADDITIONAL
DEDUCTIONS

Other-----

Other-----

Estate Tax-----

County Health Dept-----

Cigarette Tax-----

Personal Property Reimb Admin Fee-----

Special Assessments-----

Election Expenses-----

Advertising Delinquent-----

Total Additional Receipts-----

Total Additional Deductions-----

Total All Receipts----- 632.34

Total All Deductions-----

ADVANCES-----

NET D I S T R I B U T I O N-----

632.34



-----COUNTY AUDITOR

-----DEPUTY AUDITOR

WYANDOT EAST FIRE DIST

TOWNSHIP 4Y

	TX/RT MILLS	EF/RT MILLS	L R E RECEIPTS	M H RECEIPTS	TOTAL RECEIPTS	F E E S A/T/REA DETAC	R E C E I P T S			
							NET-OF-FEES	NON-BUS	OWN-OCC	HOMESTEAD
FIRE	2.500		153.42	11.82	165.24	17.59	144.62	11.89	2.00	17.38
#101	1.419382500									
2006/2021/2025	2.500									
					60.69 D	3.03				
A L L L E V I E S			153.42	11.82		17.59	144.62	11.89	2.00	17.38
	2.50				D	3.03				
					165.24					
	1.4193	LRE					.00	PREVIOUSLY ADVANCED		
	2.50	MH					144.62	BALANCE		

60.69 Delinquent Tax Receipts--included in figures shown above

WYANDOT EAST FIRE DIST

TOWNSHIP 4Y

ADDITIONAL
SOURCES OF RECEIPTS

ADDITIONAL
DEDUCTIONS

Other-----

Other-----

Estate Tax-----

County Health Dept-----

Cigarette Tax-----

Personal Property Reimb Admin Fee-----

Special Assessments-----

Election Expenses-----

Advertising Delinquent-----

Total Additional Receipts-----

Total Additional Deductions-----

Total All Receipts----- 144.62

Total All Deductions-----

ADVANCES-----

NET DISTRIBUTION-----

144.62



-----COUNTY AUDITOR

-----DEPUTY AUDITOR

CAREY CORPORATION							CORPORATION 5A			
	TX/RT MILLS	EF/RT MILLS	L R E RECEIPTS	M H RECEIPTS	TOTAL RECEIPTS	F E E S A/T/REA DETAC	R E C E I P T S			
							NET-OF-FEES	NON-BUS	OWN-OCC	HOMESTEAD
FIRE PENSION	.300		45.96	.44	46.40	4.75	41.18	3.84	.69	2.18
#102	.3000000000									
/ /	.300									
					9.46 D	.47				
GENERAL	1.300		199.20	1.93	201.13	20.60	178.48	16.63	2.97	9.45
#103	1.3000000000									
/ /	1.300									
					41.01 D	2.05				
POLICE PENSION	.300		45.96	.44	46.40	4.75	41.18	3.84	.69	2.18
#104	.3000000000									
/ /	.300									
					9.46 D	.47				
A L L L E V I E S			291.12	2.81		30.10	260.84	24.31	4.35	13.81
	1.90					D 2.99				
	1.9000 LRE				293.93					
	1.90 MH						.00 PREVIOUSLY ADVANCED			
							260.84 BALANCE			

59.93 Delinquent Tax Receipts--included in figures shown above

CAREY CORPORATION

CORPORATION 5A

ADDITIONAL
SOURCES OF RECEIPTS

ADDITIONAL
DEDUCTIONS

Other-----

Other-----

Estate Tax-----

County Health Dept-----

Cigarette Tax-----

Personal Property Reimb Admin Fee-----

Special Assessments-----

Election Expenses-----

Advertising Delinquent-----

Total Additional Receipts-----

Total Additional Deductions-----

Total All Receipts----- 260.84

Total All Deductions-----

ADVANCES-----

NET DISTRIBUTION-----

260.84



-----COUNTY AUDITOR

-----DEPUTY AUDITOR

H A R P S T E R C O R P O R A T I O N

C O R P O R A T I O N 5 B

	TX/RT MILLS	EF/RT MILLS	L R E RECEIPTS	M H RECEIPTS	TOTAL RECEIPTS	F E E S A/T/REA DETAC	R E C E I P T S			
							NET-OF-FEES	NON-BUS	OWN-OCC	HOMESTEAD
GENERAL #105	.400		.09		.09	.01	.08			
/ /	.400000000									
	.400									
						D				
GENERAL #106	2.500		.42		.42	.04	.38	.02	.01	
2009/2019/2023	1.991845000									
	2.500									
						D				
GENERAL #107	4.800		.16		.16	.02	.14	.01		
1976/2020/2024	.756451200									
	4.800									
						D				
GENERAL #108	3.000		.27		.27	.03	.24	.02		
1991/2020/2024	1.266513000									
	3.000									
						D				
GENERAL #109 NO RLBK	2.000		.38		.38	.03	.35			
2013/2023/2027	1.681018000									
	2.000									
						D				
A L L L E V I E S			1.32			.13	1.19	.05	.01	
	12.70					D				
					1.32					
	6.0957	LRE					.00			PREVIOUSLY ADVANCED
	12.70	MH					1.19			BALANCE

HARPSTER CORPORATION

CORPORATION 5B

ADDITIONAL
SOURCES OF RECEIPTS

ADDITIONAL
DEDUCTIONS

Other-----

Other-----

Estate Tax-----

County Health Dept-----

Cigarette Tax-----

Personal Property Reimb Admin Fee-----

Special Assessments-----

Election Expenses-----

Advertising Delinquent-----

Total Additional Receipts-----

Total Additional Deductions-----

Total All Receipts----- 1.19

Total All Deductions-----

ADVANCES-----

NET DISTRIBUTION-----

1.19



-----COUNTY AUDITOR

-----DEPUTY AUDITOR

KIRBY CORPORATION

CORPORATION 5C

	TX/RT MILLS	EF/RT MILLS	L R E RECEIPTS	M H RECEIPTS	TOTAL RECEIPTS	F E E S A/T/REA DETAC	R E C E I P T S			
							NET-OF-FEES	NON-BUS	OWN-OCC	HOMESTEAD
GENERAL	.700		12.49	.50	12.99	1.24	11.75	.71	.16	
#110	.7000000000									
/ /	.700									

D

A L L L E V I E S

			12.49	.50		1.24	11.75	.71	.16	
	.70				D 12.99					
	.7000	LRE					.00	PREVIOUSLY ADVANCED		
	.70	MH					11.75	BALANCE		

KIRBY CORPORATION

CORPORATION 5C

ADDITIONAL
SOURCES OF RECEIPTS

ADDITIONAL
DEDUCTIONS

Other-----

Other-----

Estate Tax-----

County Health Dept-----

Cigarette Tax-----

Personal Property Reimb Admin Fee-----

Special Assessments-----

Election Expenses-----

Advertising Delinquent-----

Total Additional Receipts-----

Total Additional Deductions-----

Total All Receipts----- 11.75

Total All Deductions-----

ADVANCES-----

NET DISTRIBUTION-----

11.75



-----COUNTY AUDITOR

-----DEPUTY AUDITOR

MARSEILLES CORPORATION

CORPORATION 5D

	TX/RT MILLS	EF/RT MILLS	L R E RECEIPTS	M H RECEIPTS	TOTAL RECEIPTS	F E E S A/T/REA DETAC	RECEIPTS NET-OF-FEES	NON-BUS	OWN-OCC	HOMESTEAD
GENERAL #111	1.800		.15		.15	.01	.14		.01	
1981/2020/2024	1.800	.923572800								
						D				
GENERAL #112	2.000		.17		.17	.02	.15		.01	
1993/2023/2027	2.000	1.064724000								
						D				
GENERAL #113	.900		.15		.15	.01	.14		.01	
/ /	.900	.900000000								
						D				
GENERAL #114	2.000		.17		.17	.02	.15		.01	
1981/2020/2024	2.000	1.026192000								
						D				
GENERAL #115 NO RLBK	3.000		.44		.44	.04	.40			
2016/2021/2025	3.000	2.517819000								
						D				
A L L L E V I E S			1.08			.10	.98		.04	
	9.70					D				
		6.4321	LRE				.00		PREVIOUSLY ADVANCED	
		9.70	MH				.98		BALANCE	

MARSEILLES CORPORATION

CORPORATION 5D

ADDITIONAL
SOURCES OF RECEIPTS

ADDITIONAL
DEDUCTIONS

Other-----

Other-----

Estate Tax-----

County Health Dept-----

Cigarette Tax-----

Personal Property Reimb Admin Fee-----

Special Assessments-----

Election Expenses-----

Advertising Delinquent-----

Total Additional Receipts-----

Total Additional Deductions-----

Total All Receipts----- .98

Total All Deductions-----

ADVANCES-----

N E T D I S T R I B U T I O N-----

.98



-----COUNTY AUDITOR

-----DEPUTY AUDITOR

NEVADA CORPORATION

CORPORATION 5E

	TX/RT MILLS	EF/RT MILLS	L R E RECEIPTS	M H RECEIPTS	TOTAL RECEIPTS	F E E S A/T/REA DETAC	R E C E I P T S			
							NET-OF-FEES	NON-BUS	OWN-OCC	HOMESTEAD
GENERAL #116	1.100		37.31	3.11	40.42	4.52	35.16	3.09	.57	6.43
/ /	1.1000000000									
	1.100				14.74	.74				
GENERAL #117 NO RLBK	5.000		171.43	14.12	185.55	19.01	163.40			26.89
2020/ /2025	4.602830000									
	5.000				62.78	3.14				
A L L L E V I E S			208.74	17.23		23.53	198.56	3.09	.57	33.32
	6.10				D 225.97	3.88				
	5.7028	LRE					.00	PREVIOUSLY ADVANCED		
	6.10	MH					198.56	BALANCE		

77.52 Delinquent Tax Receipts--included in figures shown above

NEVADA CORPORATION

CORPORATION 5E

ADDITIONAL
SOURCES OF RECEIPTS

ADDITIONAL
DEDUCTIONS

Other-----

Other-----

Estate Tax-----

County Health Dept-----

Cigarette Tax-----

Personal Property Reimb Admin Fee-----

Special Assessments-----

Election Expenses-----

Advertising Delinquent-----

Total Additional Receipts-----

Total Additional Deductions-----

Total All Receipts----- 198.56

Total All Deductions-----

ADVANCES-----

NET D I S T R I B U T I O N-----

198.56



COUNTY AUDITOR

DEPUTY AUDITOR

S Y C A M O R E C O R P O R A T I O N

C O R P O R A T I O N 5F

	T X / R T M I L L S	E F / R T M I L L S	L R E R E C E I P T S	M H R E C E I P T S	T O T A L R E C E I P T S	F E E S A / T / R E A D E T A C	R E C E I P T S			
							N E T - O F - F E E S	N O N - B U S	O W N - O C C	H O M E S T E A D
GENERAL #118	.900		67.15	4.09	71.24	7.28	63.54	5.48	1.03	3.63
/ /	.9000000000									
	.900					8.44 D .42				
GENERAL #119	6.000		180.33	27.26	207.59	21.04	185.07	14.70	2.75	10.05
1991/2021/2025	2.416470000									
	6.000					29.64 D 1.48				
A L L L E V I E S			247.48	31.35		28.32	248.61	20.18	3.78	13.68
	6.90					D 1.90				
					278.83					
	3.3164 LRE						.00 PREVIOUSLY ADVANCED			
	6.90 MH						248.61 BALANCE			

38.08 Delinquent Tax Receipts--included in figures shown above

SYCAMORE CORPORATION

CORPORATION 5F

ADDITIONAL
SOURCES OF RECEIPTS

ADDITIONAL
DEDUCTIONS

Other-----

Other-----

Estate Tax-----

County Health Dept-----

Cigarette Tax-----

Personal Property Reimb Admin Fee-----

Special Assessments-----

Election Expenses-----

Advertising Delinquent-----

Total Additional Receipts-----

Total Additional Deductions-----

Total All Receipts----- 248.61

Total All Deductions-----

ADVANCES-----

NET DISTRIBUTION-----

248.61



-----COUNTY AUDITOR

-----DEPUTY AUDITOR

U P P E R S A N D U S K Y C O R P

C O R P O R A T I O N 5 G

	TX/RT MILLS	EF/RT MILLS	L R E RECEIPTS	M H RECEIPTS	TOTAL RECEIPTS	F E E S A/T/REA DETAC	R E C E I P T S			
							NET-OF-FEES	NON-BUS	OWN-OCC	HOMESTEAD
FIRE PENSION #120 / /	.400 .400000000 .400		28.86	1.88	30.74	3.31	26.98	3.57	.68	2.02
					8.90 D	.45				
GENERAL #121 / /	1.000 1.000000000 1.000		72.17	4.69	76.86	8.28	67.47	8.92	1.70	5.06
					22.25 D	1.11				
GENERAL #122 1976/2022/2026	1.300 .188792500 1.300		13.63	6.10	19.73	2.03	17.49	1.68	.32	.96
					4.20 D	.21				
GENERAL #123 / /	.700 .700000000 .700									
						D				
POLICE PENSION #124 / /	.400 .400000000 .400		28.86	1.88	30.74	3.31	26.98	3.57	.68	2.02
					8.90 D	.45				
A L L L E V I E S			143.52	14.55		16.93	138.92	17.74	3.38	10.06
	3.80				D	2.22				
		2.6887 LRE			158.07					
		3.80 MH					.00 PREVIOUSLY ADVANCED			
							138.92 BALANCE			

44.25 Delinquent Tax Receipts--included in figures shown above

UPPER SANDUSKY CORP

CORPORATION 5G

ADDITIONAL
SOURCES OF RECEIPTS

ADDITIONAL
DEDUCTIONS

Other-----

Other-----

Estate Tax-----

County Health Dept-----

Cigarette Tax-----

Personal Property Reimb Admin Fee-----

Special Assessments-----

Election Expenses-----

Advertising Delinquent-----

Total Additional Receipts-----

Total Additional Deductions-----

Total All Receipts----- 138.92

Total All Deductions-----

ADVANCES-----

NET DISTRIBUTION-----

138.92



-----COUNTY AUDITOR

-----DEPUTY AUDITOR

W H A R T O N C O R P O R A T I O N

C O R P O R A T I O N 5H

	TX/RT MILLS	EF/RT MILLS	L R E RECEIPTS	M H RECEIPTS	TOTAL RECEIPTS	F E E S A/T/REA DETAC	R E C E I P T S			
							NET-OF-FEES	NON-BUS	OWN-OCC	HOMESTEAD
GENERAL	.800		.88	.70	1.58	.15	1.43	.07	.01	
#125	.800000000									
/ /	.800									
						D				
GENERAL	2.000		2.03	1.75	3.78	.34	3.44			
#126 NO RLBK	1.683762000									
2016/2021/2025	2.000									
						D				
A L L L E V I E S			2.91	2.45		.49	4.87	.07	.01	
	2.80					D				
					5.36					
	2.4837	LRE					.00	PREVIOUSLY ADVANCED		
	2.80	MH					4.87	BALANCE		

WHARTON CORPORATION

CORPORATION 5H

ADDITIONAL
SOURCES OF RECEIPTS

ADDITIONAL
DEDUCTIONS

Other-----

Other-----

Estate Tax-----

County Health Dept-----

Cigarette Tax-----

Personal Property Reimb Admin Fee-----

Special Assessments-----

Election Expenses-----

Advertising Delinquent-----

Total Additional Receipts-----

Total Additional Deductions-----

Total All Receipts----- 4.87

Total All Deductions-----

ADVANCES-----

NET D I S T R I B U T I O N-----

4.87



-----COUNTY AUDITOR

-----DEPUTY AUDITOR

DORCAS CAREY PUBLIC LIBRA

OTHER 6A

	TX/RT MILLS	EF/RT MILLS	L R E RECEIPTS	M H RECEIPTS	TOTAL RECEIPTS	F E E S A/T/REA DETAC	R E C E I P T S			
							NET-OF-FEES	NON-BUS	OWN-OCC	HOMESTEAD
CURRENT EXPENSE	1.750		245.76	7.26	253.02	25.98	224.30	20.96	3.61	10.37
#127	1.269910250									
2010/2023/CONT	1.750									
					54.73 D	2.74				
A L L L E V I E S			245.76	7.26		25.98	224.30	20.96	3.61	10.37
	1.75				253.02	D 2.74				
		1.2699	LRE						.00	PREVIOUSLY ADVANCED
		1.75	MH						224.30	BALANCE

54.73 Delinquent Tax Receipts--included in figures shown above

DORCAS CAREY PUBLIC LIBRA

OTHER 6A

ADDITIONAL
SOURCES OF RECEIPTS

ADDITIONAL
DEDUCTIONS

Other-----

Other-----

Estate Tax-----

County Health Dept-----

Cigarette Tax-----

Personal Property Reimb Admin Fee-----

Special Assessments-----

Election Expenses-----

Advertising Delinquent-----

Total Additional Receipts-----

Total Additional Deductions-----

Total All Receipts----- 224.30

Total All Deductions-----

ADVANCES-----

NET DISTRIBUTION-----

224.30



-----COUNTY AUDITOR

-----DEPUTY AUDITOR

FINDLAY-HANCOCK CO LIBRAR

OTHER 6B

	TX/RT MILLS	EF/RT MILLS	L R E RECEIPTS	M H RECEIPTS	TOTAL RECEIPTS	F E E S A/T/REA DETAC	R E C E I P T S			
							NET-OF-FEES	NON-BUS	OWN-OCC	HOMESTEAD
CURRENT EXPENSE	.500		.58	.34	.92	.09	.83		.03	
#128		.339318500								
2010/2020/2024	.500									

D

A L L L E V I E S

			.58	.34		.09	.83		.03	
	.50					D .92				
		.3393	LRE				.00	PREVIOUSLY ADVANCED		
		.50	MH				.83	BALANCE		

FINDLAY-HANCOCK CO LIBRAR

OTHER 6B

ADDITIONAL
SOURCES OF RECEIPTS

ADDITIONAL
DEDUCTIONS

Other-----

Other-----

Estate Tax-----

County Health Dept-----

Cigarette Tax-----

Personal Property Reimb Admin Fee-----

Special Assessments-----

Election Expenses-----

Advertising Delinquent-----

Total Additional Receipts-----

Total Additional Deductions-----

Total All Receipts----- .83

Total All Deductions-----

ADVANCES-----

NET DISTRIBUTION-----

.83



-----COUNTY AUDITOR

-----DEPUTY AUDITOR

FOREST-JACKSON LIBRARY

OTHER 6C

	TX/RT MILLS	EF/RT MILLS	L R E RECEIPTS	M H RECEIPTS	TOTAL RECEIPTS	F E E S A/T/REA DETAC	R E C E I P T S			
							NET-OF-FEES	NON-BUS	OWN-OCC	HOMESTEAD
CURRENT EXPENSE	.700		11.73	5.06	16.79	1.58	15.09	.82	.04	
#129		.372628200								
2010/2020/2024	.700									
					2.41 D	.12				
A L L L E V I E S			11.73	5.06		1.58	15.09	.82	.04	
	.70					D .12				
		.3726	LRE		16.79				.00	PREVIOUSLY ADVANCED
		.70	MH						15.09	BALANCE

2.41 Delinquent Tax Receipts--included in figures shown above

F O R E S T - J A C K S O N L I B R A R Y

O T H E R 6 C

A D D I T I O N A L
S O U R C E S O F R E C E I P T S

A D D I T I O N A L
D E D U C T I O N S

Other-----

Other-----

Estate Tax-----

County Health Dept-----

Cigarette Tax-----

Personal Property Reimb Admin Fee-----

Special Assessments-----

Election Expenses-----

Advertising Delinquent-----

Total Additional Receipts-----

Total Additional Deductions-----

Total All Receipts----- 15.09

Total All Deductions-----

A D V A N C E S -----

N E T D I S T R I B U T I O N -----

15.09



----- C O U N T Y A U D I T O R

----- D E P U T Y A U D I T O R

MOHAWK COMMUNITY LIBRARY							OTHER			
	TX/RT	EF/RT	L R E	M H	TOTAL	F E E S	R E C E I P T S			
	MILLS	MILLS	R E C E I P T S	R E C E I P T S	R E C E I P T S	A/T/REA	NET-OF-FEES	NON-BUS	OWN-OCC	HOMESTEAD
						DETAC				
CURRENT EXPENSE	.800		102.71	7.72	110.43	11.86	98.06	8.18	1.18	12.72
#130		.496963200								
2010/2020/2024	.800									
					10.23 D	.51				
A L L L E V I E S			102.71	7.72		11.86	98.06	8.18	1.18	12.72
	.80					D .51				
		.4969 LRE			110.43					
		.80 MH					.00 PREVIOUSLY ADVANCED			
							98.06 BALANCE			

10.23 Delinquent Tax Receipts--included in figures shown above

MOHAWK COMMUNITY LIBRARY

OTHER 6D

ADDITIONAL
SOURCES OF RECEIPTS

ADDITIONAL
DEDUCTIONS

Other-----

Other-----

Estate Tax-----

County Health Dept-----

Cigarette Tax-----

Personal Property Reimb Admin Fee-----

Special Assessments-----

Election Expenses-----

Advertising Delinquent-----

Total Additional Receipts-----

Total Additional Deductions-----

Total All Receipts----- 98.06

Total All Deductions-----

ADVANCES-----

NET D I S T R I B U T I O N-----

98.06



-----COUNTY AUDITOR

-----DEPUTY AUDITOR

UPPER SANDUSKY LIBRARY

OTHER 6E

	TX/RT MILLS	EF/RT MILLS	L R E RECEIPTS	M H RECEIPTS	TOTAL RECEIPTS	F E E S A/T/REA DETAC	R E C E I P T S			
							NET-OF-FEES	NON-BUS	OWN-OCC	HOMESTEAD
CURRENT EXPENSE	1.400		182.88	42.67	225.55	23.96	198.95	18.89	3.05	18.19
#131		.896791000								
2009/2019/2023	1.400									
					52.71 D	2.64				
A L L L E V I E S			182.88	42.67		23.96	198.95	18.89	3.05	18.19
	1.40				D	2.64				
		.8967 LRE			225.55					
		1.40 MH					.00 PREVIOUSLY ADVANCED			
							198.95 BALANCE			

52.71 Delinquent Tax Receipts--included in figures shown above

UPPER SANDUSKY LIBRARY

OTHER 6E

ADDITIONAL SOURCES OF RECEIPTS

ADDITIONAL DEDUCTIONS

Other-----

Other-----

Estate Tax-----

County Health Dept-----

Cigarette Tax-----

Personal Property Reimb Admin Fee-----

Special Assessments-----

Election Expenses-----

Advertising Delinquent-----

Total Additional Receipts-----

Total Additional Deductions-----

Total All Receipts----- 198.95

Total All Deductions-----

ADVANCES-----

N E T D I S T R I B U T I O N-----

198.95



-----COUNTY AUDITOR

-----DEPUTY AUDITOR

ALL OTHER

				F E E S					
		L R E	M H	TOTAL	A/T/REA	R E C E I P T S			
		RECEIPTS	RECEIPTS	RECEIPTS	DETAC	NET-OF-FEES	NON-BUS	OWN-OCC	HOMESTEAD
A L L	OTHER	543.66	63.05		63.47	537.23	48.88	7.88	41.28
				D	6.01				
				606.71					

G R A N D T O T A L S		27,882.22	3,116.60		3,218.35	27,460.41	2,023.66	319.04	2,457.68
				D	320.06	27,460.41			
				30,998.82					
								PREVIOUSLY ADVANCED	
								BALANCE	