

		CURRENT R/E	PRIOR	REF/ADJ	MANU HOMES	NON-BUSI	CR OWN	OCC CR	HOMESTEAD
1	ANTRIM TOWNSHIP /RIDGEDALE LOCAL S	170454.95	7623.53			14568.36	1699.83		3220.59
2	ANTRIM TOWNSHIP /WYNFORD LOCAL S D	336225.33	12402.33	343.30-		23859.54	2715.54		7410.74
3	ANTRIM TOWNSHIP /NEVADA CORPORATIO	87353.78	7408.27			6440.56	1012.11		6131.91
4	ANTRIM TOWNSHIP /UPPER SANDUSKY S	68046.46				4582.79	373.54		867.78
5	CRANE TOWNSHIP /UPPER SANDUSKY S	651365.74	22355.98	268.56-		46918.66	5542.96		8021.61
6	CRANE TOWNSHIP /UPPER SANDUSKY CO	1943934.20	71308.24	278.44-		164052.41	30095.22		65337.94
7	CRANE TOWNSHIP /WYNFORD LOCAL S D	5116.11				277.86	21.87		
8	CRANE TOWNSHIP /MOHAWK LOCAL S D	25532.65	1.45			1975.09	241.11		971.43
9	CRAWFORD TOWNSHIP/CAREY S D	693338.39	20769.61			61998.57	7111.98		13292.84
10	CRAWFORD TOWNSHIP/CAREY CORPORATION	965716.96	43619.53	576.36-		91613.92	16927.40		29824.37
11	CRAWFORD TOWNSHIP/UPPER SANDUSKY S	10412.68				890.77	114.63		140.54
12	EDEN TOWNSHIP /UPPER SANDUSKY S	241189.53	12035.58			17028.45	1846.30		4649.22
13	EDEN TOWNSHIP /WYNFORD LOCAL S D	154730.42	725.56	419.77-		10123.87	1303.24		2629.74
14	EDEN TOWNSHIP /NEVADA CORPORATIO	67924.81	5286.82			5152.93	931.55		3273.86
15	EDEN TOWNSHIP /MOHAWK LOCAL S D	5304.17				280.79	35.48		
16	JACKSON TOWNSHIP /UPPER SANDUSKY S	57587.70	1908.58			4165.59	313.29		718.55
17	JACKSON TOWNSHIP /KIRBY CORPORATION	8436.90	525.06			773.64	123.33		285.82
18	JACKSON TOWNSHIP /RIVERDALE S D HAR	275321.98	9965.26	1787.13-		21760.59	1776.04		2675.82
19	JACKSON TOWNSHIP /KENTON CITY S D H	27277.42	2000.00			2093.40	112.01		509.37
20	MIFFLIN TOWNSHIP /UPPER SANDUSKY S	597831.44	9536.22			44092.35	4227.69		5851.36
21	MIFFLIN TOWNSHIP /KIRBY CORPORATION	6968.22	313.25			586.95	108.80		683.48
22	MIFFLIN TOWNSHIP /RIVERDALE S D HAR	6177.88	60.96			460.93	27.95		130.76
23	MARSEILLES TOWNSH/UPPER SANDUSKY S	247936.50	11091.86			19204.26	1085.00		2936.80
24	MARSEILLES TOWNSH/MARSEILLES CORPOR	16747.59	1192.99			1409.45	217.94		1552.23
25	MARSEILLES TOWNSH/KENTON CITY S D H	52566.23				2825.02	218.00		691.68
26	PITT TOWNSHIP /UPPER SANDUSKY S	576427.09	34884.27			45263.81	5398.77		8726.33
27	PITT TOWNSHIP /HARPSTER CORPORAT	56834.57	5835.96			5175.37	805.35		4855.09
28	PITT TOWNSHIP /WYNFORD LOCAL S D	11093.11				803.92	101.43		337.44
29	RICHLAND TOWNSHIP/RIVERDALE S D HAR	412591.97	20779.80			32751.64	2608.20		4518.88
30	RICHLAND TOWNSHIP/WHARTON CORPORATI	69763.00	2996.82			5683.61	822.94		2559.24
31	RIDGE TOWNSHIP /CAREY S D	207062.62	14945.55			17148.98	2019.68		3425.16
32	RIDGE TOWNSHIP /RIVERDALE S D HAR	56903.76	12132.51			4847.23	380.68		497.64
33	RIDGE TOWNSHIP /VANLUE S D HANCO	76510.77				5825.54	590.69		751.00
34	SALEM TOWNSHIP /UPPER SANDUSKY S	587511.48	15919.53			47794.94	5378.46		7458.36
35	SALEM TOWNSHIP /RIVERDALE S D HAR	39936.57	1.10			3813.29	339.09		1017.12
36	SYCAMORE TOWNSHIP/MOHAWK LOCAL S D	446727.91	17289.47			31894.39	3427.00		6424.66
37	SYCAMORE TOWNSHIP/SYCAMORE CORPORAT	204143.96	16156.00			17668.64	3219.75		12483.69
38	TYMOCHTEE TOWNSHI/MOHAWK LOCAL S D	637774.29	20476.75			47718.73	5146.23		12024.49
39	TYMOCHTEE TOWNSHI/UPPER SANDUSKY S	78713.77	1943.39			5247.10	637.28		711.60
40	EDEN TWP /UPPER SANDUSKY S	125398.64	5193.47			9963.17	1107.77		2451.91
41	PITT TOWNSHIP /UPPER CORPORATION								
42	SALEM TOWNSHIP /UPPER SANDUSKY CO	743.06				34.88			

\*\* COUNTY TOTALS \*\*

10311634.61	408685.70	3673.56-	828771.99	110166.13	230051.05
-------------	-----------	----------	-----------	-----------	-----------

		CURRENT R/E	PRIOR	REF/ADJ	PERS/PROPTY	NON-BUSI CR	OWN OCC CR	HOMESTEAD
1	ANTRIM TOWNSHIP /RIDGEDALE LOCAL S	9019.57			28946.51			
2	ANTRIM TOWNSHIP /WYNFORD LOCAL S D	2668.56			46972.33			
3	ANTRIM TOWNSHIP /NEVADA CORPORATIO	14409.86	655.23		14729.09			
4	ANTRIM TOWNSHIP /UPPER SANDUSKY S	783.47			8705.46			
5	CRANE TOWNSHIP /UPPER SANDUSKY S	33207.11	1033.23		97342.16		10.89	160.27
6	CRANE TOWNSHIP /UPPER SANDUSKY CO	920452.74	35222.67	128337.42-	217615.44			
7	CRANE TOWNSHIP /WYNFORD LOCAL S D				2063.46			
8	CRANE TOWNSHIP /MOHAWK LOCAL S D	470.31			4625.05			
9	CRAWFORD TOWNSHIP/CAREY S D	60946.22	4349.59		115200.94			
10	CRAWFORD TOWNSHIP/CAREY CORPORATION	341989.80	80376.92		29408.52			
11	CRAWFORD TOWNSHIP/UPPER SANDUSKY S				276.09			
12	EDEN TOWNSHIP /UPPER SANDUSKY S	1419.26			25284.74			
13	EDEN TOWNSHIP /WYNFORD LOCAL S D	6097.14			16440.82			
14	EDEN TOWNSHIP /NEVADA CORPORATIO	2883.96	299.73		19448.35			
15	EDEN TOWNSHIP /MOHAWK LOCAL S D				247.70			
16	JACKSON TOWNSHIP /UPPER SANDUSKY S	399.07			5229.73			
17	JACKSON TOWNSHIP /KIRBY CORPORATION	3291.48			2050.67			
18	JACKSON TOWNSHIP /RIVERDALE S D HAR	1074.46			15951.01			
19	JACKSON TOWNSHIP /KENTON CITY S D H				3406.37			
20	MIFFLIN TOWNSHIP /UPPER SANDUSKY S	1686.88			28532.25		14.33	
21	MIFFLIN TOWNSHIP /KIRBY CORPORATION	4615.97			1006.01			
22	MIFFLIN TOWNSHIP /RIVERDALE S D HAR				10.83			
23	MARSEILLES TOWNSH/UPPER SANDUSKY S	471.38			38966.95			
24	MARSEILLES TOWNSH/MARSEILLES CORPOR	1143.62			3239.14			
25	MARSEILLES TOWNSH/KENTON CITY S D H				5021.84			
26	PITT TOWNSHIP /UPPER SANDUSKY S	32316.77	1794.17		232991.92	9.21		
27	PITT TOWNSHIP /HARPSTER CORPORAT	34935.77	867.42		26467.97			
28	PITT TOWNSHIP /WYNFORD LOCAL S D				58.81			
29	RICHLAND TOWNSHIP/RIVERDALE S D HAR	663.38	196.47		40443.37			
30	RICHLAND TOWNSHIP/WHARTON CORPORATI	6451.05	254.07		3237.20			
31	RIDGE TOWNSHIP /CAREY S D	4853.16			22029.33			
32	RIDGE TOWNSHIP /RIVERDALE S D HAR	37.72	19.91		7624.68			
33	RIDGE TOWNSHIP /VANLUE S D HANCO	297.83			5171.59			
34	SALEM TOWNSHIP /UPPER SANDUSKY S	27509.41	7345.38	9000.00-	60911.81	53.65		
35	SALEM TOWNSHIP /RIVERDALE S D HAR				3957.35			
36	SYCAMORE TOWNSHIP/MOHAWK LOCAL S D	3331.15			76929.90			
37	SYCAMORE TOWNSHIP/SYCAMORE CORPORAT	46228.46	11553.39	8992.86-	19284.14			
38	TYMOCHTEE TOWNSHI/MOHAWK LOCAL S D	14829.75	3305.66		114697.30		24.72	193.53
39	TYMOCHTEE TOWNSHI/UPPER SANDUSKY S	2057.58			4180.27			
40	EDEN TWP /UPPER SANDUSKY S	991.24						
41	PITT TOWNSHIP /UPPER CORPORATION				386.26			
42	SALEM TOWNSHIP /UPPER SANDUSKY CO				416.35			

\*\* COUNTY TOTALS \*\*

1581534.13	147273.84	137330.28-	1349509.71	62.86	49.94	353.80
		9000.00-P/P				
		PRIOR P/P	1991.21			

TOTAL COLLECTION & ROLLEBACKS:	14,968,093.76
REAL ESTATE ASSESSMENT	
.0400000 (1ST \$ 500,000)	20,000.00
.0200000 (NEXT \$10,000,000)	200,000.00
.0075000 (BALANCE )	33,510.70
T O T A L	253,510.70 *
AUDITOR	
.0250000 (1ST \$ 100,000)	2,500.00
.0083180 (NEXT \$ 2,000,000)	16,636.00
.0066550 (NEXT \$ 2,000,000)	13,310.00
.0016630 (BALANCE )	18,073.64
T O T A L	50,519.64 *
TREASURER	
.0094950 (1ST \$ 6,440,000)	61,147.80
.0019960 (BALANCE )	17,022.08
T O T A L	78,169.88 *
GRAND TOTAL FEES:	382,200.22 *

WYANDOT COUNTY							COUNTY	1A			
	TX/RT MILLS	EF/RT MILLS	REAL RECEIPTS	PERS-PROP RECEIPTS	TOTAL RECEIPTS	FEEES A/T/REA DETAC	RECEIPTS				
							NET-OF-FEES	NON-BUSI	OWNER OC	HOMESTEAD	
COUNTY GENERAL	2.900		972021.06	70265.56	1042286.62	29642.77	1010476.61	78591.86	10374.73	18331.60	
# 1	2.9000000000		856231.46		33118.75	24602.16	1655.94	829973.36	78586.10	10370.36	18305.57
/ /	2.9000000000		115789.60		10226.09	5040.61	511.30	180503.25	5.76	4.37	26.03
					43344.84	D 2167.24					
HEALTH DISTRICT	.700		226197.44	16960.66	243158.10	6370.36	236325.94				3911.05
# 2 NO RLBK	.618719500		201657.31		7065.95	5248.91	353.30	196055.10			3905.53
2019/2019/2024	.614563600		24540.13		2170.12	1121.45	108.50	40270.84			5.52
					9236.07	D 461.80					
MENTAL HEALTH/REC	.600		193780.68	14537.71	208318.39	5457.44	202465.57				3352.29
# 3 NO RLBK	.530331000		172849.11		6056.52	4499.06	302.83	168047.22			3347.59
2017/ /2026	.524194800		20931.57		1851.10	958.38	92.55	34418.35			4.70
					7907.62	D 395.38					
SENIOR CITIZENS	1.000		323139.18	24229.49	347368.67	9100.51	337608.44				5587.17
# 4 NO RLBK	.883885000		288081.88		10094.18	7498.44	504.71	280078.73			5579.29
2019/ /2023	.877948000		35057.30		3100.17	1602.07	155.01	57529.71			7.88
					13194.35	D 659.72					
SENIOR CITIZENS	.800		181731.58	19383.61	201115.19	5697.20	194997.09	14119.66	1864.12		3294.95
# 5	.520996000		153825.24		5949.89	4419.87	297.49	149107.88	14118.28	1863.07	3288.67
2009/2019/2023	.698926400		27906.34		2468.15	1277.33	123.41	45889.21	1.38	1.05	6.28
					8418.04	D 420.90					
A L L L E V I E S			145,377.03		56,268.28			92,711.52			34,477.06
CLASS-1		1,896,869.94			46,268.44		1,981,873.65		12,238.85		
CLASS-2		1,672,645.00		62285.29			3,114.27	92,704.38			34,426.65
		224,224.94		19815.63		9,999.84	990.77	1,623,262.29		12,233.43	
				D 4,105.04				7.14			50.41
6.000				2,042,246.97				358,611.36		5.42	
5.4537 AGR-RES											.00 PREVIOUSLY ADVANCED
5.6154 COM-IND											1,981,873.65 BALANCE

82,100.92 Delinquent Tax Receipts--included in figures shown above

WYANDOT COUNTY

COUNTY 1A

ADDITIONAL SOURCES OF RECEIPTS

ADDITIONAL DEDUCTIONS

Other-----  
 Estate Tax-----  
 Cigarette Tax-----  
 Special Assessments-----  
 Total Additional Receipts-----  
 Total All Receipts----- 1,981,873.65

Other-----  
 County Health Dept-----  
 Personal Property Reimb Admin Fee-----  
 Election Expenses----- 7,231.14  
 Advertising Delinquent-----  
 Total Additional Deductions----- 7,231.14  
 Total All Deductions----- 7,231.14

ADVANCES-----

NET DISTRIBUTION----- 1,974,642.51 + 9,000 = 1,983,642.51

County

101,476.61 + 9,000 = 1,019,476.61

-----COUNTY AUDITOR

-----DEPUTY AUDITOR

HEALTH DISTRICT

236,325.94 - 7,231.14 = 229,094.80

MENTAL HEALTH

202,465.57

SENIOR

532,605.53

WYANDOT COUNTY

COUNTY 1B

	TX/RT MILLS	EF/RT MILLS	REAL RECEIPTS	PERS-PROP RECEIPTS	TOTAL RECEIPTS	FEEES		RECEIPTS				
						A/T/REA DETAC		NET-OF-FEES	NON-BUSI	OWNER	OC	HOMESTEAD
ANGELINE SCHOOLS	2.950		615537.84	71477.02	687014.86	19439.16		666129.21	47055.28	6212.68	10982.83	
# 6	1.736254950		512633.19		19828.49	14729.52	991.42	496912.25	47050.16	6208.80	10959.69	
2006/2011/CONT	2.577291100		102904.65		9101.30	4709.64	455.07	169216.96	5.12	3.88	23.14	
					28929.79	D 1446.49						
ANGELINE SCHOOLS	1.500		484451.78	36344.23	520796.01	13643.60		506163.96			8380.67	
# 7 NO RLBK	1.325827500		432122.80		15141.29	11247.66	757.06	420118.08			8368.91	
2022/ /2026	1.310487000		52328.98		4627.79	2395.94	231.39	86045.88			11.76	
					19769.08	D 988.45						
A L L L E V I E S				107,821.25		33,082.76			47,055.28		19,363.50	
		1,099,989.62						1,172,293.17		6,212.68		
CLASS-1					25,977.18		1,748.48	47,050.16			19,328.60	
		944,755.99			34969.78			917,030.33		6,208.80		
CLASS-2						7,105.58	686.46		5.12		34.90	
		155,233.63			13729.09			255,262.84		3.88		
						D 2,434.94						
4.450					1,207,810.87							
	3.0620	AGR-RES							.00	PREVIOUSLY ADVANCED		
	3.8876	COM-IND						1,172,293.17		BALANCE		

48,698.87 Delinquent Tax Receipts--included in figures shown above

WYANDOT COUNTY

COUNTY 1B

ADDITIONAL SOURCES OF RECEIPTS

ADDITIONAL DEDUCTIONS

Other-----

Other-----

Estate Tax-----

County Health Dept-----

Cigarette Tax-----

Personal Property Reimb Admin Fee-----

Special Assessments-----

Election Expenses-----

Advertising Delinquent-----

Total Additional Receipts-----

Total Additional Deductions-----

Total All Receipts----- 1,172,293.17

Total All Deductions-----

ADVANCES-----

NET DISTRIBUTION----- 1,172,293.17

-----COUNTY AUDITOR

-----DEPUTY AUDITOR

ALL COUNTY

		F E E S				R E C E I P T S				
		REAL	PERS-PROP	TOTAL	A/T/REA	R E C E I P T S				
		RECEIPTS	RECEIPTS	RECEIPTS	DETAC	NET-OF-FEES	NON-BUSI	OWNER	OC	HOMESTEAD
A L L	COUNTY	2996859.56	253198.28		89351.04	3154166.82	139766.80	18451.53		53840.56
				D	6539.98					
				3250057.84						



CAREY EVSD

BOARD OF ED 2A

		REAL RECEIPTS		PERS-PROP RECEIPTS	TOTAL RECEIPTS	FEE A/T/REA DETAC	RECEIPTS					
		TX/RT MILLS	EF/RT MILLS				NET-OF-FEES	NON-BUSI	OWNER	OC	HOMESTEAD	
BOND		4.850		306915.71	11667.59	318583.30	9019.88					
# 8		4.850000000		253255.75		10431.26	7349.86	521.56	245384.33	24709.23	3764.48	6112.78
	2013/ /2049	4.850000000		53659.96		9223.04	1670.02	461.16	63196.37			
						19654.30	D 982.72					
CLASSROOM FACILIT		.500		24054.31	1202.84	25257.15	712.45		24464.24	1885.25	287.22	466.39
# 9		.370042000		19322.73		795.88	560.77	39.79	18722.17	1885.25	287.22	466.39
	2013/ /2035	.427659000		4731.58		813.26	151.68	40.67	5742.07			
						1609.14	D 80.46					
GENERAL		7.800		242857.72	18764.38	261622.10	7306.22		253399.04	17473.15	2662.06	4322.65
# 10		3.429683400		179090.12		7376.48	5197.46	368.82	173523.84	17473.15	2662.06	4322.65
	1991/ /CONT	5.763568200		63767.60		10960.34	2108.76	548.02	79875.20			
						18336.82	D 916.84					
GENERAL		2.900		52920.75	6976.50	59897.25	1676.41		58040.86	4103.29	625.15	1015.10
# 11		.805405400		42056.39		1732.25	1220.54	86.61	40749.24	4103.29	625.15	1015.10
	1977/ /CONT	.981963200		10864.36		1867.36	455.87	93.37	17291.62			
						3599.61	D 179.98					
GENERAL		4.800		147291.45	11547.31	158838.76	4441.00		153852.11	10752.72	1638.19	2660.10
# 12		2.110574400		110209.28		4539.36	3198.44	226.97	106783.87	10752.72	1638.19	2660.10
	1989/ /CONT	3.351633600		37082.17		6373.66	1242.56	318.68	47068.24			
						10913.02	D 545.65					
GENERAL		5.000		129510.50	12028.45	141538.95	3956.79		137109.91	9567.06	1457.55	2366.77
# 13		1.877850000		98056.97		4038.83	2845.76	201.94	95009.27	9567.06	1457.55	2366.77
	1979/ /CONT	2.842895000		31453.53		5406.21	1111.03	270.31	42100.64			
						9445.04	D 472.25					
GENERAL		24.400		445264.25	58698.83	503963.08	14104.99		488343.77	34524.22	5259.82	8540.89
# 14		6.776514400		353853.84		14574.75	10269.36	728.74	342855.74	34524.22	5259.82	8540.89
	1976/ /CONT	8.262035200		91410.41		15711.57	3835.63	785.58	145488.03			
						30286.32	D 1514.32					
GENERAL		5.000		316407.92	12028.45	328436.37	9298.84		318124.42	25473.44	3880.91	6301.83
# 15		5.000000000		261088.38		10753.88	7577.17	537.69	252973.52	25473.44	3880.91	6301.83
	/ /	5.000000000		55319.54		9508.30	1721.67	475.42	65150.90			
						20262.18	D 1013.11					

A L L L E V I E S		132,914.35		50,516.58		128,488.36		31,786.51	
		1,665,222.61						1,741,915.05	19,575.38
	CLASS-1				38,219.36	2,712.12		128,488.36	31,786.51
		1,316,933.46		54242.69				1,276,001.98	19,575.38
	CLASS-2				12,297.22	2,993.21			
		348,289.15		59863.74				465,913.07	
					D 5,705.33				
	55.250			1,798,136.96					
	25.2198 AGR-RES							.00 PREVIOUSLY ADVANCED	
	31.4794 COM-IND							1,741,915.05 BALANCE	

114,106.43 Delinquent Tax Receipts--included in figures shown above

CAREY EVSD

BOARD OF ED 2A

ADDITIONAL SOURCES OF RECEIPTS		ADDITIONAL DEDUCTIONS	
Other-----		Other-----	
Estate Tax-----		County Health Dept-----	
Cigarette Tax-----		Personal Property Reimb Admin Fee-----	
Special Assessments-----		Election Expenses-----	1,767.14
		Advertising Delinquent-----	
Total Additional Receipts-----		Total Additional Deductions-----	1,767.14
Total All Receipts-----	1,741,915.05	Total All Deductions-----	1,767.14

ADVANCES-----

NET DISTRIBUTION----- 1,740,147.91



-----COUNTY AUDITOR

-----DEPUTY AUDITOR

KENTON CSD

BOARD OF ED 2B

		KENTON CSD				F E E S					
	TX/RT MILLS	EF/RT MILLS	REAL RECEIPTS	PERS-PROP RECEIPTS	TOTAL RECEIPTS	A/T/REA DETAC	R E C E I P T S				
							NET-OF-FEES	NON-BUSI	OWNER	OC	HOMESTEAD
BOND	2.300		4451.27	326.67	4777.94	133.16		4639.18	347.11	23.24	66.57
# 16	2.300000000		4451.27		112.07	124.82	5.60	4320.85	347.11	23.24	66.57
2011/ /2038	2.300000000					8.34		318.33			
					112.07 D	5.60					
BOND	5.100		10691.43	724.36	11415.79	295.26		11108.10			147.62
# 17 NO RLBK	5.100000000		10691.43		248.50	276.77	12.43	10402.23			147.62
2021/ /2057	5.100000000					18.49		705.87			
					248.50 D	12.43					
CLASSROOM FACILIT	.500		573.21	71.02	644.23	17.89		625.62	44.70	2.99	8.58
# 18	.296178500		573.21		14.43	16.07	.72	556.42	44.70	2.99	8.58
2011/ /CONT	.468705000					1.82		69.20			
					14.43 D	.72					
GENERAL	4.800		5289.37	681.74	5971.11	165.73		5798.72	412.48	27.61	79.11
# 19	2.733052800		5289.37		133.17	148.32	6.66	5134.39	412.48	27.61	79.11
1985/ /CONT	4.499568000					17.41		664.33			
					133.17 D	6.66					
GENERAL	3.500		6773.68	497.11	7270.79	202.63		7059.63	528.21	35.37	101.30
# 20	3.500000000		6773.68		170.54	189.94	8.53	6575.21	528.21	35.37	101.30
/ /	3.500000000					12.69		484.42			
					170.54 D	8.53					
GENERAL	4.600		4961.01	653.34	5614.35	155.79		5452.31	386.87	25.90	74.20
# 21	2.563386800		4961.01		124.90	139.11	6.25	4815.65	386.87	25.90	74.20
1980/ /CONT	3.207451200					16.68		636.66			
					124.90 D	6.25					
GENERAL	21.300		21682.63	3025.24	24707.87	685.24		23995.34	1690.85	113.21	324.28
# 22	11.203565700		21682.63		545.89	608.00	27.29	21047.34	1690.85	113.21	324.28
1976/ /CONT	12.749967000					77.24		2948.00			
					545.89 D	27.29					
A L L L E V I E S				5,979.48		1,655.70			3,410.22		801.66
			54,422.60					58,678.90		228.32	
	CLASS-1					1,503.03	67.48		3,410.22		801.66
			54,422.60		1349.50			52,852.09		228.32	
	CLASS-2					152.67					
								5,826.81			
						D	67.48				
	42.100				60,402.08						
	27.6959 AGR-RES							.00 PREVIOUSLY ADVANCED			
	31.8255 COM-IND							58,678.90 BALANCE			

1,349.50 Delinquent Tax Receipts--included in figures shown above

KENTON CSD

BOARD OF ED 2B

ADDITIONAL SOURCES OF RECEIPTS		ADDITIONAL DEDUCTIONS	
Other-----		Other-----	
Estate Tax-----		County Health Dept-----	
Cigarette Tax-----		Personal Property Reimb Admin Fee-----	
Special Assessments-----		Election Expenses-----	497.25
		Advertising Delinquent-----	
Total Additional Receipts-----		Total Additional Deductions-----	497.25
Total All Receipts-----	58,678.90	Total All Deductions-----	497.25

ADVANCES-----

NET DISTRIBUTION----- 58,181.65

-----COUNTY AUDITOR

-----DEPUTY AUDITOR

MOHAWK LSD

BOARD OF ED 2C

				MOHAWK LSD		F E E S		R E C E I P T S				
		TX/RT	EF/RT	REAL	PERS-PROP	TOTAL	A/T/REA	R E C E I P T S				
		MILLS	MILLS	RECEIPTS	RECEIPTS	RECEIPTS	DETAC	NET-OF-FEES	NON-BUSI	OWNER	OC	HOMESTEAD
BOND		.800		30636.73	3069.22	33705.95	956.85	32676.85	2613.50	315.52		689.49
# 23		.800000000		29421.55		1164.60	843.55	58.23	28519.77	2613.50	314.98	685.90
2003/	/2030	.800000000		1215.18		280.48	113.30	14.02	4157.08		.54	3.59
						1445.08	D 72.25					
BOND		.150		5744.40	575.48	6319.88	179.41	6126.92	490.03	59.15		129.27
# 24		.150000000		5516.55		218.36	158.17	10.92	5347.46	490.03	59.05	128.60
2003/	/2030	.150000000		227.85		52.60	21.24	2.63	779.46		.10	.67
						270.96	D 13.55					
CLASSROOM FACILIT		.500		10376.79	1918.28	12295.07	346.55	11921.10	858.25	103.76		227.36
# 25		.262716000		9661.89		382.44	277.02	19.12	9365.75	858.25	103.44	225.25
2003/	/2025	.470652000		714.90		166.04	69.53	8.30	2555.35		.32	2.11
						548.48	D 27.42					
GENERAL		6.000		118085.17	23019.23	141104.40	3973.90	136829.62	9891.08	1195.04		2615.75
# 26		3.027696000		111349.43		4407.57	3192.52	220.38	107936.53	9891.08	1192.06	2595.85
1980/	/CONT	4.434396000		6735.74		1610.04	781.38	80.50	28893.09		2.98	19.90
						6017.61	D 300.88					
GENERAL		22.900		402466.60	87856.75	490323.35	13783.95	475537.74	34009.38	4107.45		8983.47
# 27		10.410385800		382862.21		15154.92	10977.10	757.75	371127.36	34009.38	4098.78	8925.55
1976/	/CONT	12.906302600		19604.39		4878.36	2806.85	243.91	104410.38		8.67	57.92
						20033.28	D 1001.66					
GENERAL		5.000		191479.61	19182.70	210662.31	5980.30	204230.42	16334.35	1971.97		4309.29
# 28		5.000000000		183884.72		7278.76	5272.19	363.94	178248.59	16334.35	1968.61	4286.85
/	/	5.000000000		7594.89		1752.96	708.11	87.65	25981.83		3.36	22.44
						9031.72	D 451.59					
GENERAL		3.000		61119.58	11509.62	72629.20	2046.52	70425.54	5102.66	616.59		1350.03
# 29		1.561944000		57443.54		2273.80	1646.97	113.69	55682.88	5102.66	614.96	1339.17
1986/	/CONT	2.420073000		3676.04		868.96	399.55	43.45	14742.66		1.63	10.86
						3142.76	D 157.14					
A L L L E V I E S				147,131.28		27,267.48			69,299.25		18,304.66	
			819,908.88					937,748.19		8,369.48		
	CLASS-1					22,367.52	1,544.03		69,299.25		18,187.17	
			780,139.89		30880.45			756,228.34		8,351.88		
	CLASS-2					4,899.96	480.46				117.49	
			39,768.99		9609.44			181,519.85		17.60		
						D 2,024.49						
	38.350				967,040.16							
		21.2125	AGR-RES						.00	PREVIOUSLY ADVANCED		
		26.1812	COM-IND						937,748.19	BALANCE		

40,489.89 Delinquent Tax Receipts--included in figures shown above

MOHAWK LSD

BOARD OF ED 2C

ADDITIONAL SOURCES OF RECEIPTS

ADDITIONAL DEDUCTIONS

Other-----		Other-----	
Estate Tax-----		County Health Dept-----	
Cigarette Tax-----		Personal Property Reimb Admin Fee-----	
Special Assessments-----		Election Expenses-----	1,057.61
		Advertising Delinquent-----	
Total Additional Receipts-----		Total Additional Deductions-----	1,057.61
Total All Receipts-----	937,748.19	Total All Deductions-----	1,057.61

ADVANCES-----

NET DISTRIBUTION----- 936,690.58

-----COUNTY AUDITOR

-----DEPUTY AUDITOR

RIDGEDALE LSD

BOARD OF ED 2D

	TX/RT MILLS	EF/RT MILLS	REAL RECEIPTS	PERS-PROP RECEIPTS	TOTAL RECEIPTS	FEEES A/T/REA DETAC	RECEIPTS NET-OF-FEES	NON-BUSI	OWNER	OC	HOMESTEAD
EMERGENCY	3.260		16546.07	1509.61	18055.68	509.40	17512.14	1437.58	167.74		288.47
# 30	3.260000000		15802.66		682.85	451.87	15316.65	1437.58	167.74		288.47
2017/ /2026	3.260000000		743.41			57.53	2195.49				
					682.85 D	34.14					
GENERAL	5.500		27915.15	2546.89	30462.04	859.41	29545.03	2425.37	282.99		486.69
# 31	5.500000000		26660.93		1152.05	762.35	25840.98	2425.37	282.99		486.69
/ /	5.500000000		1254.22			97.06	3704.05				
					1152.05 D	57.60					
GENERAL	4.500		11293.23	2083.82	13377.05	374.21	12979.80	970.24	113.21		194.69
# 32	2.200212000		10665.40		460.87	304.97	10337.39	970.24	113.21		194.69
1978/ /CONT	2.753172000		627.83			69.24	2642.41				
					460.87 D	23.04					
GENERAL	30.700		62301.35	14216.25	76517.60	2136.27	74252.51	5423.91	632.86		1088.40
# 33	12.299801500		59622.59		2576.37	1704.87	57788.90	5423.91	632.86		1088.40
1976/ /CONT	11.746863800		2678.76			431.40	16463.61				
					2576.37 D	128.82					

A L L	L E V I E S										
			20,356.57		3,879.29			10,257.10		2,058.25	
		118,055.80					134,289.48		1,196.80		
	CLASS-1				3,224.06	243.60		10,257.10		2,058.25	
		112,751.58		4872.14			109,283.92		1,196.80		
	CLASS-2				655.23						
		5,304.22					25,005.56				
					D	243.60					
	43.960			138,412.37							
	23.2600 AGR-RES							.00 PREVIOUSLY ADVANCED			
	23.2599 COM-IND						134,289.48 BALANCE				

4,872.14 Delinquent Tax Receipts--included in figures shown above

RIDGEDALE LSD

BOARD OF ED 2D

ADDITIONAL SOURCES OF RECEIPTS

ADDITIONAL DEDUCTIONS

Other-----  
 Estate Tax-----  
 Cigarette Tax-----  
 Special Assessments-----  
 Total Additional Receipts-----  
 Total All Receipts----- 134,289.48

Other-----  
 County Health Dept-----  
 Personal Property Reimb Admin Fee-----  
 Election Expenses----- 267.75  
 Advertising Delinquent-----  
 Total Additional Deductions----- 267.75  
 Total All Deductions----- 267.75

ADVANCES-----

NET DISTRIBUTION----- 134,021.73

-----COUNTY AUDITOR

-----DEPUTY AUDITOR



RIVERDALE LSD

BOARD OF ED 2E

		TX/RT		REAL	PERS-PROP	TOTAL	FEEES		RECEIPTS				
		MILLS	EF/RT	RECEIPTS	RECEIPTS	RECEIPTS	A/T/REA	DETAC	NET-OF-FEES	NON-BUSI	OWNER	OC	HOMESTEAD
GENERAL		20.500		453243.42	37606.76	490850.18	13787.07		475894.35	39168.08	3362.62		5670.34
# 34		15.600008000		449290.78		23157.79	12703.12		1157.89	435429.77	39168.08	3362.62	5670.34
1976/	/CONT	15.600008000		3952.64		217.47	1083.95		10.87	40464.58			
						23375.26	D	1168.76					
GENERAL		4.400		127837.84	8071.69	135909.53	3823.92		131755.96	11047.40	948.43		1599.33
# 35		4.400000000		126722.98		6531.68	3582.93		326.58	122813.47	11047.40	948.43	1599.33
/	/	4.400000000		1114.86		61.34	240.99		3.07	8942.49			
						6593.02	D	329.65					
A L L L E V I E S				581,081.26	45,678.45		17,610.99			607,650.31	50,215.48		7,269.67
	CLASS-1			576,013.76		29689.47			1,484.47	50,215.48		4,311.05	7,269.67
	CLASS-2			5,067.50		278.81			13.94	49,407.07		4,311.05	
							D	1,498.41					
		24.900				626,759.71							
		20.0000	AGR-RES							.00	PREVIOUSLY	ADVANCED	
		20.0000	COM-IND							607,650.31	BALANCE		

29,968.28 Delinquent Tax Receipts--included in figures shown above

RIVERDALE LSD

BOARD OF ED 2E

ADDITIONAL SOURCES OF RECEIPTS

ADDITIONAL DEDUCTIONS

Other-----		Other-----	
Estate Tax-----		County Health Dept-----	
Cigarette Tax-----		Personal Property Reimb Admin Fee-----	
Special Assessments-----		Election Expenses-----	1,943.09
		Advertising Delinquent-----	
Total Additional Receipts-----		Total Additional Deductions-----	1,943.09
Total All Receipts-----	607,650.31	Total All Deductions-----	1,943.09

ADVANCES-----

NET DISTRIBUTION----- 605,707.22



-----COUNTY AUDITOR

-----DEPUTY AUDITOR

UPPER SANDUSKY EVSD

BOARD OF ED 2F

		FEEs		RECEIPTS						
		REAL	PERS-PROP	TOTAL	A/T/REA	RECEIPTS				
		RECEIPTS	RECEIPTS	RECEIPTS	DETAC	NET-OF-FEES	NON-BUSI	OWNER	OC	HOMESTEAD
GENERAL	5.000	529402.78	70614.86	600017.64	17051.78	581960.80	39401.10	5408.79		9133.17
# 36	2.817260000	430272.17		15425.55	12363.41	771.28	417137.48	39393.64	5405.65	9116.28
1986/	/CONT	99130.61		4675.68	4688.37	233.78	164823.32	7.46	3.14	16.89
				20101.23	D 1005.06					
GENERAL	4.800	859546.23	67790.29	927336.52	26469.63	899254.57	67127.79	9214.06		15553.72
# 37	4.800000000	733090.40		26281.80	21064.57	1314.09	710711.74	67118.26	9210.06	15532.17
/	/	126455.83		5964.51	5405.06	298.23	188542.83	9.53	4.00	21.55
				32246.31	D 1612.32					
GENERAL	20.300	1863266.82	286696.35	2149963.17	60988.88	2085489.14	147119.43	20193.36		34084.90
# 38	10.519947200	1606681.78		57600.63	46166.28	2880.03	1557635.47	147100.10	20185.25	34041.18
1976/	/CONT	256585.04		12102.29	14822.60	605.12	527853.67	19.33	8.11	43.72
				69702.92	D 3485.15					
GENERAL	3.600	330607.50	50842.68	381450.18	10820.83	370010.94	26099.43	3582.36		6046.79
# 39	1.866268800	285029.92		10218.52	8190.03	510.93	276328.96	26095.99	3580.92	6039.02
1977/	/CONT	45577.58		2149.75	2630.80	107.48	93681.98	3.44	1.44	7.77
				12368.27	D 618.41					
PERMANENT IMPROVE	2.000	330727.48	28245.94	358973.42	9467.15	348935.90				5480.84
# 40 NO RL BK	1.691378000	285215.21		9260.95	7422.53	463.05	277329.63			5473.09
2015/	/CONT	45512.27		2146.43	2044.62	107.32	71606.27			7.75
				11407.38	D 570.37					
A L L L E V I E S			504,190.12		124,798.27		279,747.75			70,299.42
	CLASS-1	3,913,550.81			95,206.82		4,285,651.35		38,398.57	
	CLASS-2	3,340,289.48		118787.45		5,939.38	279,707.99			70,201.74
		573,261.33		27038.66		1,351.93	3,239,143.28		38,381.88	
				D 7,291.31			39.76			97.68
	35.700			4,417,740.93			1,046,508.07		16.69	
	21.6946 AGR-RES									
	21.7594 COM-IND									
							.00 PREVIOUSLY ADVANCED			
							4,285,651.35 BALANCE			

145,826.11 Delinquent Tax Receipts--included in figures shown above

UPPER SANDUSKY EVSD

BOARD OF ED 2F

ADDITIONAL SOURCES OF RECEIPTS	ADDITIONAL DEDUCTIONS	
Other-----	Other-----	
Estate Tax-----	County Health Dept-----	
Cigarette Tax-----	Personal Property Reimb Admin Fee-----	
Special Assessments-----	Election Expenses-----	4,607.21
	Advertising Delinquent-----	
Total Additional Receipts-----	Total Additional Deductions-----	4,607.21
Total All Receipts-----	Total All Deductions-----	4,607.21
		4,285,651.35

ADVANCES-----

NET DISTRIBUTION----- 4,281,044.14



-----COUNTY AUDITOR

-----DEPUTY AUDITOR

VANLUE LSD

BOARD OF ED 2G

		TX/RT	EF/RT	REAL	PERS-PROP	TOTAL	FEE	RECEIPTS				
		MILLS	MILLS	RECEIPTS	RECEIPTS	RECEIPTS	A/T/REA	NET-OF-FEES	NON-BUSI	OWNER	OC	HOMESTEAD
						DETAC						
EMERGENCY		5.050		10405.03	487.25	10892.28	305.37	10586.91	875.59	88.78		102.62
# 41		5.050000000		10367.00			291.96	10075.04	875.59	88.78		102.62
2019/	/2028	5.050000000		38.03			13.41	511.87				
D												
GENERAL		6.000		12362.41	578.91	12941.32	362.82	12578.50	1040.31	105.48		121.92
# 42		6.000000000		12317.23			346.88	11970.35	1040.31	105.48		121.92
/	/	6.000000000		45.18			15.94	608.15				
D												
GENERAL		25.000		28845.68	2412.12	31257.80	873.68	30384.12	2427.39	246.13		284.49
# 43		14.000025000		28740.25			809.39	27930.86	2427.39	246.13		284.49
1976/	/CONT	14.000025000		105.43			64.29	2453.26				
D												
PERMANENT IMPROVE		4.000		2919.06	385.94	3305.00	92.02	3212.98	245.12	24.85		28.73
# 44		1.413740000		2902.23			81.73	2820.50	245.12	24.85		28.73
1994/	/CONT	2.234352000		16.83			10.29	392.48				
D												
A L L	L E V I E S				3,864.22		1,633.89		4,588.41			537.76
				54,532.18				56,762.51		465.24		
	CLASS-1						1,529.96		4,588.41			537.76
				54,326.71				52,796.75		465.24		
	CLASS-2						103.93					
				205.47				3,965.76				
		40.050										
		26.4637	AGR-RES						.00	PREVIOUSLY	ADVANCED	
		27.2843	COM-IND						56,762.51	BALANCE		

-----  
VANLUE LSD

BOARD OF ED 2G  
-----

ADDITIONAL  
SOURCES OF RECEIPTS

ADDITIONAL  
DEDUCTIONS

-----  
Other-----

-----  
Other-----

Estate Tax-----

County Health Dept-----

Cigarette Tax-----

Personal Property Reimb Admin Fee-----

Special Assessments-----

Election Expenses----- 321.30

Advertising Delinquent-----

Total Additional Receipts-----


Total Additional Deductions----- 321.30

Total All Receipts----- 56,762.51

Total All Deductions----- 321.30

ADVANCES-----

NET DISTRIBUTION----- 56,441.21



-----COUNTY AUDITOR

-----DEPUTY AUDITOR

WYNFORD LSD

BOARD OF ED 2H

		F E E S				R E C E I P T S				
	TX/RT MILLS	EF/RT MILLS	REAL RECEIPTS	PERS-PROP RECEIPTS	TOTAL RECEIPTS	A/T/REA DETAC	NET-OF-FEES	NON-BUSI	OWNER OC	HOMESTEAD
BOND	4.000		72301.85	5312.92	77614.77	2030.46				1829.66
# 45 NO RLBK	4.000000000		70259.29		2382.81	1840.74	119.14			1829.66
2017/ /2053	4.000000000		2042.56		69.75	189.72	3.49			
					2452.56 D	122.63				
EMERGENCY	1.550		25427.38	2058.76	27486.14	786.80				709.00
# 46	1.550000000		24635.89		923.33	713.29	46.17			709.00
2012/2021/2023	1.550000000		791.49		27.02	73.51	1.35			
					950.35 D	47.52				
GENERAL	6.500		40496.56	8633.50	49130.06	1389.41				1125.77
# 47	2.461160000		39117.95		1466.12	1132.59	73.31			1125.77
1977/ /CONT	2.699742500		1378.61		47.08	256.82	2.35			
					1513.20 D	75.66				
GENERAL	22.100		87449.16	29353.87	116803.03	3272.22				2417.71
# 48	5.285568600		84009.43		3148.63	2432.34	157.43			2417.71
1976/ /CONT	6.736102100		3439.73		117.46	839.88	5.87			
					3266.09 D	163.30				
GENERAL	7.900		58283.13	10493.02	68776.15	1946.53				1588.68
# 49	3.473148100		55202.62		2068.96	1598.29	103.45			1588.68
1985/ /CONT	6.032637500		3080.51		105.20	348.24	5.26			
					2174.16 D	108.71				
GENERAL	5.600		91866.62	7438.09	99304.71	2842.64				2561.53
# 50	5.600000000		89007.03		3335.93	2577.04	166.80			2561.53
/ /	5.600000000		2859.59		97.65	265.60	4.88			
					3433.58 D	171.68				
GENERAL	6.900		74470.15	9164.80	83634.95	2382.00				2056.48
# 51	4.495846800		71457.50		2678.18	2068.92	133.91			2056.48
2003/2021/2023	5.899755300		3012.65		102.88	313.08	5.14			
					2781.06 D	139.05				
PERMANENT IMP	1.000		17886.34	1328.22	19214.56	502.71				454.42
# 52 NO RLBK	.993447000		17449.72		591.80	457.17	29.59			454.42
2017/ /CONT	.855037000		436.62		14.91	45.54	.75			
					606.71 D	30.34				
A L L L E V I E S				73,783.18		15,152.77				
			468,181.19					33,797.28		12,743.25
CLASS-1							525,952.71		4,404.69	
						12,820.38	829.80	33,797.28		12,743.25
CLASS-2			451,139.43		16595.76				4,404.69	
						2,332.39	29.09			
			17,041.76		581.95				88,463.46	
						D	858.89			
55.550					541,964.37					
	27.8589	AGR-RES						.00	PREVIOUSLY ADVANCED	
	33.3731	COM-IND						525,952.71	BALANCE	

17,177.71 Delinquent Tax Receipts--included in figures shown above

WYNFORD LSD

BOARD OF ED 2H

ADDITIONAL SOURCES OF RECEIPTS		ADDITIONAL DEDUCTIONS	
Other-----		Other-----	
Estate Tax-----		County Health Dept-----	
Cigarette Tax-----		Personal Property Reimb Admin Fee-----	
Special Assessments-----		Election Expenses-----	1,057.61
		Advertising Delinquent-----	
Total Additional Receipts-----		Total Additional Deductions-----	1,057.61
Total All Receipts-----	525,952.71	Total All Deductions-----	1,057.61

ADVANCES-----

NET DISTRIBUTION----- 524,895.10

-----COUNTY AUDITOR

-----DEPUTY AUDITOR



ALL BOARD OF ED

		F E E S					
REAL	PERS-PROP	TOTAL	A/T/REA	R E C E I P T S			
RECEIPTS	RECEIPTS	RECEIPTS	DETAC	NET-OF-FEES	NON-BUSI	OWNER	OC HOMESTEAD

A L L	BOARD OF ED	7674955.33	933897.65	242514.97	8348648.50	579803.85	76949.53	143801.18
				D 17689.51				
			8608852.98					

OHIO HI-POINT JVSD

J V S 3B

		TX/RT	EF/RT	REAL	PERS-PROP	TOTAL	A/T/REA	RECEIPTS				
		MILLS	MILLS	RECEIPTS	RECEIPTS	RECEIPTS	DETAC	NET-OF-FEES	NON-BUSI	OWNER	OC	HOMESTEAD
GENERAL		2.000		3870.66	284.06	4154.72	115.79	4034.06	301.84	20.21		57.89
# 53		2.0000000000		3870.66		97.45	108.54	4.87	3757.25	301.84	20.21	57.89
1978/	/CONT	2.0000000000					7.25		276.81			
						97.45 D	4.87					
PERMANENT IMPROVE		.600		931.99	85.22	1017.21	26.30	989.83				12.87
# 54 NO RLBK		.444576600		931.99		21.66	24.13	1.08	906.78			12.87
2018/	/CONT	.533760000					2.17		83.05			
						21.66 D	1.08					
A L L L E V I E S					369.28		142.09			301.84		70.76
				4,802.65				5.95	5,023.89	301.84	20.21	70.76
	CLASS-1						132.67			301.84		
				4,802.65		119.11			4,664.03		20.21	
	CLASS-2						9.42					
									359.86			
							D	5.95				
		2.600				5,171.93						
		2.4445	AGR-RES						.00	PREVIOUSLY ADVANCED		
		2.5337	COM-IND						5,023.89	BALANCE		

119.11 Delinquent Tax Receipts--included in figures shown above

OHIO HI-POINT JVSD

J V S

3B

ADDITIONAL  
SOURCES OF RECEIPTS

ADDITIONAL  
DEDUCTIONS

Other-----

Other-----

Estate Tax-----

County Health Dept-----

Cigarette Tax-----

Personal Property Reimb Admin Fee-----

Special Assessments-----

Election Expenses-----

Advertising Delinquent-----

Total Additional Receipts-----

Total Additional Deductions-----

Total All Receipts----- 5,023.89

Total All Deductions-----

ADVANCES-----

N E T D I S T R I B U T I O N-----

5,023.89



-----COUNTY AUDITOR

-----DEPUTY AUDITOR

VANGUARD JVSD

J V S 3C

	TX/RT MILLS	EF/RT MILLS	REAL RECEIPTS	PERS-PROP RECEIPTS	TOTAL RECEIPTS	F E E S		R E C E I P T S				
						A/T/REA DETAC		NET-OF-FEES	NON-BUSI	OWNER	OC	HOMESTEAD
GENERAL	1.600		347788.93	28735.22	376524.15	10736.91		365105.29	27602.92	3702.35		6563.54
# 55		1.600000000	303206.63		11089.81	8708.62	554.49	293943.52	27599.74	3699.94		6549.18
1976/ /CONT		1.600000000	44582.30		2549.13	2028.29	127.46	71161.77	3.18	2.41		14.36
					13638.94	D 681.95						

A L L L E V I E S

			347,788.93	28,735.22		10,736.91			27,602.92			6,563.54
CLASS-1						8,708.62	554.49	365,105.29	27,599.74	3,702.35		6,549.18
CLASS-2			303,206.63		11089.81			293,943.52		3,699.94		
			44,582.30		2549.13	2,028.29	127.46		3.18			14.36
						D 681.95		71,161.77		2.41		
1.600					376,524.15							
		1.6000	AGR-RES							.00	PREVIOUSLY ADVANCED	
		1.6000	COM-IND					365,105.29			BALANCE	

13,638.94 Delinquent Tax Receipts--included in figures shown above

VANGUARD JVSD

J V S 3C

-----  
ADDITIONAL  
SOURCES OF RECEIPTS  
-----

-----  
ADDITIONAL  
DEDUCTIONS  
-----

Other-----

Other-----

Estate Tax-----

County Health Dept-----

Cigarette Tax-----

Personal Property Reimb Admin Fee-----

Special Assessments-----

Election Expenses-----

Advertising Delinquent-----

Total Additional Receipts-----

Total Additional Deductions-----

Total All Receipts----- 365,105.29

Total All Deductions-----

ADVANCES-----

NET D I S T R I B U T I O N----- 365,105.29



-----COUNTY AUDITOR

-----DEPUTY AUDITOR

TRI-RIVERS JVSD							J V S	3D			
	TX/RT MILLS	EF/RT MILLS	REAL RECEIPTS	PERS-PROP RECEIPTS	TOTAL RECEIPTS	A/T/REA DETAC	RECEIPTS				
							NET-OF-FEES	NON-BUSI	OWNER	OC	HOMESTEAD
GENERAL	1.300		3389.06	601.99	3991.05	111.54	3872.71	286.28	33.40		57.45
# 56	.649192700		3146.93		135.98	89.98	6.80	3050.15	286.28	33.40	57.45
1997/2021/CONT	1.061802300		242.13			21.56		822.56			
					135.98 D	6.80					
GENERAL	2.100		4769.49	972.45	5741.94	160.19	5572.17	403.52	47.08		80.97
# 57	.915064500		4435.73		191.67	126.84	9.58	4299.31	403.52	47.08	80.97
1978/ /CONT	1.463607600		333.76			33.35		1272.86			
					191.67 D	9.58					
GENERAL	1.000		2279.14	463.07	2742.21	76.48	2661.17	192.15	22.42		38.56
# 58	.435745000		2112.25		91.27	60.40	4.56	2047.29	192.15	22.42	38.56
1989/2014/CONT	.731823000		166.89			16.08		613.88			
					91.27 D	4.56					
A L L	L E V I E S			2,037.51		348.21			881.95		176.98
		10,437.69						12,106.05	102.90		
	CLASS-1					277.22	20.94		881.95		176.98
		9,694.91			418.92			9,396.75	102.90		
	CLASS-2					70.99					
		742.78						2,709.30			
						D	20.94				
	4.400				12,475.20						
		1.9998	AGR-RES					.00	PREVIOUSLY ADVANCED		
		3.2572	COM-IND					12,106.05	BALANCE		

418.92 Delinquent Tax Receipts--included in figures shown above

TRI-RIVERS JVSD

J V S 3D

ADDITIONAL SOURCES OF RECEIPTS

ADDITIONAL DEDUCTIONS

Other-----

Other-----

Estate Tax-----

County Health Dept-----

Cigarette Tax-----

Personal Property Reimb Admin Fee-----

Special Assessments-----

Election Expenses-----

Advertising Delinquent-----

Total Additional Receipts-----


Total Additional Deductions-----

Total All Receipts----- 12,106.05

Total All Deductions-----

ADVANCES-----

NET DISTRIBUTION----- 12,106.05



-----COUNTY AUDITOR

-----DEPUTY AUDITOR

PIONEER JVSD

J V S 3H

		TX/RT	EF/RT	REAL	PERS-PROP	TOTAL	A/T/REA	RECEIPTS				
		MILLS	MILLS	RECEIPTS	RECEIPTS	RECEIPTS	DETAC	NET-OF-FEES	NON-BUSI	OWNER	OC	HOMESTEAD
GENERAL		1.000		7804.08	1328.22	9132.30	258.61	8859.14	685.51	89.34		212.15
# 59		.463782000		7371.40		276.27	213.43	13.81	7144.16	685.51	89.34	212.15
1983/	/CONT	.847348000		432.68		14.78	45.18	.74	1714.98			
						291.05 D	14.55					
GENERAL		1.700		21798.37	2257.99	24056.36	628.81	23390.58				547.37
# 60 NO RLBK		1.196686100		21019.59		712.87	550.70	35.64	20433.25			547.37
2014/	/CONT	1.525105700		778.78		26.60	78.11	1.33	2957.33			
						739.47 D	36.97					
GENERAL		1.000		7101.51	1328.22	8429.73	238.52	8177.96	627.43	81.77		194.17
# 61		.424487000		6746.84		252.88	195.34	12.64	6538.86	627.43	81.77	194.17
1980/	/CONT	.694564000		354.67		12.11	43.18	.61	1639.10			
						264.99 D	13.25					
A L L L E V I E S					4,914.43		1,125.94			1,312.94		953.69
			36,703.96						40,427.68	171.11		
	CLASS-1						959.47	62.09		1,312.94		953.69
			35,137.83			1242.02			34,116.27	171.11		
	CLASS-2						166.47	2.68				
			1,566.13			53.49			6,311.41			
						D	64.77					
	3.700					41,618.39						
	2.0847	AGR-RES								.00	PREVIOUSLY ADVANCED	
	3.0669	COM-IND							40,427.68	BALANCE		

1,295.51 Delinquent Tax Receipts--included in figures shown above



PIONEER JVSD

J V S

3H

-----  
ADDITIONAL  
SOURCES OF RECEIPTS  
-----

-----  
ADDITIONAL  
DEDUCTIONS  
-----

Other-----

Other-----

Estate Tax-----

County Health Dept-----

Cigarette Tax-----

Personal Property Reimb Admin Fee-----

Special Assessments-----

Election Expenses-----

Advertising Delinquent-----

Total Additional Receipts-----

Total Additional Deductions-----

Total All Receipts----- 40,427.68

Total All Deductions-----

ADVANCES-----

NET DISTRIBUTION-----

40,427.68



-----COUNTY AUDITOR

-----DEPUTY AUDITOR

ALL J V S

REAL RECEIPTS		PERS-PROP RECEIPTS	TOTAL RECEIPTS	FEE A/T/REA DETAC	RECEIPTS NET-OF-FEES	NON-BUSI	OWNER	OC	HOMESTEAD
---------------	--	--------------------	----------------	-------------------------	-------------------------	----------	-------	----	-----------

A L L	J V S	399733.23	36056.44	12353.15	422662.91	30099.65	3996.57	7764.97	
				D 773.61					
			435789.67						

ANTRIM TOWNSHIP

TOWNSHIP 4A

		FEEES				RECEIPTS				
	TX/RT MILLS	EF/RT MILLS	REAL RECEIPTS	PERS-PROP RECEIPTS	TOTAL RECEIPTS	A/T/REA DETAC	NET-OF-FEES	NON-BUSI	OWNER OC	HOMESTEAD
GENERAL	.400		7039.71	581.96	7621.67	216.76	7391.22	620.56	72.68	170.73
# 62	.400000000		6808.56		268.99	195.91	13.45	6599.20	620.56	72.68
/ /	.400000000		231.15		4.79	20.85	.24	792.02		
					273.78 D	13.69				
ROAD	.800		12268.35	1014.20	13282.55	375.95	12886.14	1079.24	119.93	234.76
# 63	.800000000		12026.10		409.10	343.69	20.46	11661.95	1079.24	119.93
/ /	.800000000		242.25			32.26		1224.19		
					409.10 D	20.46				
A L L	L E V I E S			1,596.16		592.71		1,699.80		405.49
	CLASS-1		19,308.06			539.60	33.91	20,277.36	192.61	405.49
	CLASS-2		18,834.66		678.09	53.11	.24	18,261.15	192.61	
			473.40		4.79			2,016.21		
					D	34.15				
	1.200				20,904.22					
	1.2000 AGR-RES							.00 PREVIOUSLY ADVANCED		
	1.2000 COM-IND							20,277.36 BALANCE		

682.88 Delinquent Tax Receipts--included in figures shown above

ANTRIM TOWNSHIP

TOWNSHIP 4A

ADDITIONAL SOURCES OF RECEIPTS		ADDITIONAL DEDUCTIONS	
Other		Other	
Estate Tax		County Health Dept	1,628.55
Cigarette Tax		Personal Property Reimb Admin Fee	
Special Assessments		Election Expenses	589.05
		Advertising Delinquent	
Total Additional Receipts		Total Additional Deductions	2,217.60
Total All Receipts	20,277.36	Total All Deductions	2,217.60

ADVANCES-----

NET DISTRIBUTION----- 18,059.76

-----COUNTY AUDITOR

-----DEPUTY AUDITOR

CRANE TOWNSHIP

TOWNSHIP 4B

	TX/RT MILLS	EF/RT MILLS	REAL RECEIPTS	PERS-PROP RECEIPTS	TOTAL RECEIPTS	FEEES A/T/REA DETAC	RECEIPTS			
							NET-OF-FEES	NON-BUSI	OWNER OC	HOMESTEAD
GENERAL	.500		49489.76	3058.66	52548.42	1519.22	50938.52	3571.78	599.79	1051.72
# 64	.500000000		37931.93		1327.81	1101.88	66.39	36763.66	3571.78	1049.48
/ /	.500000000		11557.83		485.86	417.34	24.29	14174.86		2.24
					1813.67 D	90.68				
GENERAL	.500		42924.44	3058.66	45983.10	1233.35	44676.80			821.89
# 65 NO RLBK	.390640000		32894.48		1037.39	860.88	51.87	31981.73		819.94
2017/2022/2026	.433896500		10029.96		421.63	372.47	21.08	12695.07		1.95
					1459.02 D	72.95				
ROAD	.700		14839.00	1421.44	16260.44	454.13	15782.48	1191.17	140.91	187.20
# 66	.700000000		14159.47		456.30	400.26	22.82	13736.39	1191.17	184.06
/ /	.700000000		679.53		20.26	53.87	1.01	2046.09		3.14
					476.56 D	23.83				
A L L L E V I E S				7,538.76		3,206.70		4,762.95		2,060.81
		107,253.20					111,397.80		740.70	
CLASS-1					2,363.02	141.08		4,762.95		2,053.48
		84,985.88			2821.50		82,481.78		740.27	
CLASS-2					843.68	46.38				7.33
		22,267.32			927.75		28,916.02		.43	
					D	187.46				
1.700					114,791.96					
	1.5906	AGR-RES						.00	PREVIOUSLY ADVANCED	
	1.6338	COM-IND						111,397.80	BALANCE	

3,749.25 Delinquent Tax Receipts--included in figures shown above

CRANE TOWNSHIP

TOWNSHIP 4B

ADDITIONAL SOURCES OF RECEIPTS

ADDITIONAL DEDUCTIONS

Other-----

Other-----

Estate Tax-----

County Health Dept----- 2,158.46

Cigarette Tax-----

Personal Property Reimb Admin Fee-----

Special Assessments-----

Election Expenses----- 2,195.55

Advertising Delinquent-----

Total Additional Receipts-----

Total Additional Deductions----- 4,354.01

Total All Receipts----- 111,397.80

Total All Deductions----- 4,354.01

ADVANCES-----

NET DISTRIBUTION----- 107,043.79

-----COUNTY AUDITOR

-----DEPUTY AUDITOR

CRAWFORD TOWNSHIP

TOWNSHIP 4C

		F E E S				R E C E I P T S				
	TX/RT MILLS	EF/RT MILLS	REAL RECEIPTS	PERS-PROP RECEIPTS	TOTAL RECEIPTS	A/T/REA DETAC	NET-OF-FEES	NON-BUSI	OWNER OC	HOMESTEAD
GENERAL	.200		11493.24	419.33	11912.57	337.46	11538.66	921.98	143.88	234.20
# 67	.200000000		9302.11		348.59	270.72	17.43	9013.96	921.98	143.88
/ /	.200000000		2191.13		380.34	66.74	19.02	2524.70		
					728.93 D	36.45				
ROAD	1.400		29535.80	2343.34	31879.14	902.68	30929.84	2653.30	304.97	514.13
# 68	1.400000000		27461.97		794.34	789.89	39.72	26632.36	2653.30	304.97
/ /	1.400000000		2073.83		138.15	112.79	6.90	4297.48		
					932.49 D	46.62				
A L L	L E V I E S			2,762.67		1,240.14		42,468.50	3,575.28	748.33
	CLASS-1		41,029.04			1,060.61	57.15	3,575.28	448.85	748.33
	CLASS-2		36,764.08		1142.93	179.53	25.92	35,646.32	448.85	
			4,264.96		518.49			6,822.18		
					D	83.07				
	1.600				43,791.71					
	1.6000 AGR-RES							.00 PREVIOUSLY ADVANCED		
	1.6000 COM-IND							42,468.50 BALANCE		

1,661.42 Delinquent Tax Receipts--included in figures shown above

CRAWFORD TOWNSHIP

TOWNSHIP 4C

ADDITIONAL SOURCES OF RECEIPTS		ADDITIONAL DEDUCTIONS	
Other		Other	
Estate Tax		County Health Dept	2,353.81
Cigarette Tax		Personal Property Reimb Admin Fee	
Special Assessments		Election Expenses	1,445.84
		Advertising Delinquent	
Total Additional Receipts		Total Additional Deductions	3,799.65
Total All Receipts	42,468.50	Total All Deductions	3,799.65

ADVANCES-----

NET DISTRIBUTION----- 38,668.85

-----COUNTY AUDITOR

-----DEPUTY AUDITOR



EDEN TOWNSHIP							TOWNSHIP 4D			
	TX/RT MILLS	EF/RT MILLS	REAL RECEIPTS	PERS-PROP RECEIPTS	TOTAL RECEIPTS	FEEES A/T/REA DETAC	RECEIPTS			
							NET-OF-FEES	NON-BUSI	OWNER OC	HOMESTEAD
GENERAL	.400		6406.42	380.33	6786.75	193.01	6581.49	566.31	69.14	132.53
# 69	.400000000		6308.33		242.88	180.69	12.14	6115.50	566.31	69.14
/ /	.400000000		98.09		2.19	12.32	.11	465.99		
					245.07 D	12.25				
ROAD	.700		10097.21	492.59	10589.80	300.21	10272.36	877.73	100.50	182.09
# 70	.700000000		9966.24		344.56	284.11	17.23	9664.90	877.73	100.50
/ /	.700000000		130.97			16.10		607.46		
					344.56 D	17.23				
A L L	L E V I E S			872.92		493.22		1,444.04		314.62
		16,503.63						16,853.85	169.64	
	CLASS-1					464.80	29.37	1,444.04		314.62
		16,274.57			587.44			15,780.40	169.64	
	CLASS-2					28.42	.11			
		229.06			2.19			1,073.45		
					D	29.48				
	1.100				17,376.55					
	1.1000 AGR-RES							.00 PREVIOUSLY ADVANCED		
	1.1000 COM-IND							16,853.85 BALANCE		

589.63 Delinquent Tax Receipts--included in figures shown above

EDEN TOWNSHIP

TOWNSHIP 4D

ADDITIONAL SOURCES OF RECEIPTS

ADDITIONAL DEDUCTIONS

-----  
 Other-----  
 Estate Tax-----  
 Cigarette Tax-----  
 Special Assessments-----  
 Total Additional Receipts-----  
 Total All Receipts----- 16,853.85

-----  
 Other-----  
 County Health Dept----- 1,450.49  
 Personal Property Reimb Admin Fee-----  
 Election Expenses----- 522.11  
 Advertising Delinquent-----  
 Total Additional Deductions----- 1,972.60  
 Total All Deductions----- 1,972.60

ADVANCES-----

NET DISTRIBUTION----- 14,881.25



-----COUNTY AUDITOR

-----DEPUTY AUDITOR

JACKSON TOWNSHIP

TOWNSHIP 4E

		F E E S					R E C E I P T S				
	TX/RT MILLS	EF/RT MILLS	REAL RECEIPTS	PERS-PROP RECEIPTS	TOTAL RECEIPTS	A/T/REA DETAC	NET-OF-FEES	NON-BUSI	OWNER OC	HOMESTEAD	
GENERAL	.500		5865.36	304.12	6169.48	173.81	5984.75	504.54	40.83	63.31	
# 71	.500000000		5798.89		218.37	163.61	10.92	5624.36	504.54	40.83	
/ /	.500000000		66.47			10.20		360.39			
					218.37 D	10.92					
GENERAL	1.500		11674.81	912.35	12587.16	353.62	12211.92	998.88	80.83	125.34	
# 72	.989893500		11480.57		432.33	323.92	21.62	11135.03	998.88	80.83	
2012/2022/2026	1.461003000		194.24			29.70		1076.89			
					432.33 D	21.62					
ROAD	.900		10249.79	511.81	10761.60	303.20	10439.42	884.84	69.77	106.59	
# 73	.900000000		10210.78		379.53	287.82	18.98	9903.98	884.84	69.77	
/ /	.900000000		39.01			15.38		535.44			
					379.53 D	18.98					
A L L	L E V I E S			1,728.28		830.63		2,388.26		295.24	
		27,789.96						28,636.09	191.43		
	CLASS-1					775.35	51.52	2,388.26		295.24	
		27,490.24			1030.23			26,663.37	191.43		
	CLASS-2					55.28					
		299.72						1,972.72			
					D	51.52					
	2.900				29,518.24						
	2.3898 AGR-RES							.00 PREVIOUSLY ADVANCED			
	2.8610 COM-IND							28,636.09 BALANCE			

1,030.23 Delinquent Tax Receipts--included in figures shown above

JACKSON TOWNSHIP

TOWNSHIP 4E

-----  
ADDITIONAL  
SOURCES OF RECEIPTS  
-----

-----  
ADDITIONAL  
DEDUCTIONS  
-----

Other-----

Other-----

Estate Tax-----

County Health Dept----- 1,111.66

Cigarette Tax-----

Personal Property Reimb Admin Fee-----

Special Assessments-----

Election Expenses----- 229.50

Advertising Delinquent-----

Total Additional Receipts-----

Total Additional Deductions----- 1,341.16

Total All Receipts----- 28,636.09

Total All Deductions----- 1,341.16

ADVANCES-----

NET DISTRIBUTION----- 27,294.93



-----COUNTY AUDITOR

-----DEPUTY AUDITOR

MARSEILLES TOWNSHIP

TOWNSHIP 4G

		F E E S				R E C E I P T S				
	TX/RT MILLS	EF/RT MILLS	REAL RECEIPTS	PERS-PROP RECEIPTS	TOTAL RECEIPTS	A/T/REA DETAC	NET-OF-FEES	NON-BUSI	OWNER OC	HOMESTEAD
FIRE PROTECTION	1.000		4599.10	852.60	5451.70	151.61	5291.30	390.24	25.07	70.49
# 76		.520534000	4571.63		175.73	129.14	8.79	4433.70	390.24	25.07
1994/2019/2023		.741296000	27.47			22.47		857.60		
					175.73 D	8.79				
GENERAL	1.000		4599.10	852.60	5451.70	151.61	5291.30	390.24	25.07	70.49
# 77		.520534000	4571.63		175.73	129.14	8.79	4433.70	390.24	25.07
1993/2023/2027		.741296000	27.47			22.47		857.60		
					175.73 D	8.79				
GENERAL	.700		6173.76	596.83	6770.59	189.56	6569.21	524.77	33.70	94.78
# 78		.700000000	6147.82		236.30	173.66	11.82	5962.34	524.77	33.70
/ /		.700000000	25.94			15.90		606.87		
					236.30 D	11.82				
GENERAL	2.000		9135.11	1705.21	10840.32	301.44	10521.43	775.09	49.78	140.01
# 79		1.033884000	9080.17		349.02	256.49	17.45	8806.23	775.09	49.78
1981/2021/2025		1.482592000	54.94			44.95		1715.20		
					349.02 D	17.45				
ROAD	.400		3350.18	320.65	3670.83	102.40	3562.25	283.46	16.73	39.35
# 80		.400000000	3345.24		123.65	94.09	6.18	3244.97	283.46	16.73
/ /		.400000000	4.94			8.31		317.28		
					123.65 D	6.18				
A L L	L E V I E S			4,327.89		896.62		2,363.80		415.12
	CLASS-1		27,857.25			782.52	53.03	31,235.49	150.35	415.12
	CLASS-2		27,716.49		1060.43	114.10		26,880.94	150.35	
			140.76					4,354.55		
						D				
	5.100				32,185.14	53.03				
	3.1748 AGR-RES							.00 PREVIOUSLY ADVANCED		
	4.0649 COM-IND							31,235.49 BALANCE		

1,060.43 Delinquent Tax Receipts--included in figures shown above

MARSEILLES TOWNSHIP

TOWNSHIP 4G

-----  
ADDITIONAL  
SOURCES OF RECEIPTS  
-----

-----  
ADDITIONAL  
DEDUCTIONS  
-----

Other-----

Other-----

Estate Tax-----

County Health Dept----- 866.74

Cigarette Tax-----

Personal Property Reimb Admin Fee-----

Special Assessments-----

Election Expenses----- 267.75

Advertising Delinquent-----

Total Additional Receipts-----

Total Additional Deductions----- 1,134.49

Total All Receipts----- 31,235.49

Total All Deductions----- 1,134.49

ADVANCES-----

NET D I S T R I B U T I O N-----

30,101.00



-----COUNTY AUDITOR

-----DEPUTY AUDITOR

MIFFLIN TOWNSHIP

TOWNSHIP 4F

	TX/RT		REAL	PERS-PROP	TOTAL	FEEES		RECEIPTS				
	MILLS	MILLS	RECEIPTS	RECEIPTS	RECEIPTS	A/T/REA	DETAC	NET-OF-FEES	NON-BUSI	OWNER	OC	HOMESTEAD
GENERAL	.400		7282.89	234.35	7517.24	211.44		7299.97	624.09	60.52		78.64
# 74	.400000000		7211.34		116.69	203.62		5.83	7001.89	624.09	60.33	78.64
/ /	.400000000		71.55			7.82			298.08		.19	
					116.69 D	5.83						
ROAD	.900		16077.78	509.26	16587.04	466.37		16107.96	1385.85	132.77		158.75
# 75	.900000000		16034.92		254.19	452.26		12.71	15569.95	1385.85	132.34	158.75
/ /	.900000000		42.86			14.11			538.01		.43	
					254.19 D	12.71						
A L L	L E V I E S			743.61		677.81			2,009.94			237.39
			23,360.67						23,407.93	193.29		
	CLASS-1					655.88	18.54		2,009.94			237.39
			23,246.26		370.88				22,571.84	192.67		
	CLASS-2					21.93						
			114.41						836.09		.62	
						D	18.54					
	1.300				24,104.28							
	1.3000	AGR-RES							.00	PREVIOUSLY ADVANCED		
	1.3000	COM-IND							23,407.93	BALANCE		

370.88 Delinquent Tax Receipts--included in figures shown above

MIFFLIN TOWNSHIP

TOWNSHIP 4F

ADDITIONAL SOURCES OF RECEIPTS

ADDITIONAL DEDUCTIONS

Other-----

Other-----

Estate Tax-----

County Health Dept----- 1,758.98

Cigarette Tax-----

Personal Property Reimb Admin Fee-----

Special Assessments-----

Election Expenses----- 267.75

Advertising Delinquent-----

Total Additional Receipts-----

Total Additional Deductions----- 2,026.73

Total All Receipts----- 23,407.93

Total All Deductions----- 2,026.73

ADVANCES-----

NET DISTRIBUTION----- 21,381.20



-----COUNTY AUDITOR

-----DEPUTY AUDITOR



PITT TOWNSHIP

TOWNSHIP 4H

	TX/RT MILLS	EF/RT MILLS	REAL RECEIPTS	PERS-PROP RECEIPTS	TOTAL RECEIPTS	FEES		RECEIPTS			
						A/T/REA DETAC		NET-OF-FEES	NON-BUSI	OWNER	OC
-----											
FIRE PROTECTION	1.500		17682.28	7345.25	25027.53	687.56		24288.85	1411.15	173.07	314.97
# 81	.833017500		15858.03		951.89	453.41		47.59	15357.03	1410.86	173.07
2008/ /CONT	.991341000		1824.25		70.51	234.15		3.53	8931.82	.29	
					1022.40 D	51.12					
-----											
GENERAL	.800		16701.62	3917.48	20619.10	573.07		19997.48	1355.18	166.22	302.48
# 82	.800000000		15229.46		914.17	435.44		45.71	14748.31	1354.95	166.22
/ /	.800000000		1472.16		56.90	137.63		2.84	5249.17	.23	
					971.07 D	48.55					
-----											
ROAD	.600		11071.17	2686.28	13757.45	381.66		13344.36	924.26	110.32	154.83
# 83	.600000000		10509.91		599.03	298.73		29.95	10181.23	924.08	110.32
/ /	.600000000		561.26		29.52	82.93		1.48	3163.13	.18	
					628.55 D	31.43					
-----											
A L L	L E V I E S			13,949.01		1,642.29			3,690.59		772.28
			45,455.07					57,630.69		449.61	
	CLASS-1					1,187.58	123.25		3,689.89		772.28
			41,597.40		2465.09			40,286.57		449.61	
	CLASS-2					454.71	7.85		.70		
			3,857.67		156.93			17,344.12			
					D	131.10					
	2.900				59,404.08						
	2.2330	AGR-RES							.00	PREVIOUSLY ADVANCED	
	2.3913	COM-IND							57,630.69	BALANCE	

2,622.02 Delinquent Tax Receipts--included in figures shown above

PITT TOWNSHIP

TOWNSHIP 4H

-----  
ADDITIONAL  
SOURCES OF RECEIPTS  
-----

-----  
ADDITIONAL  
DEDUCTIONS  
-----

Other-----

Other-----

Estate Tax-----

County Health Dept----- 2,224.97

Cigarette Tax-----

Personal Property Reimb Admin Fee-----

Special Assessments-----

Election Expenses----- 267.75

Advertising Delinquent-----

Total Additional Receipts-----

Total Additional Deductions----- 2,492.72

Total All Receipts----- 57,630.69

Total All Deductions----- 2,492.72

ADVANCES-----

NET DISTRIBUTION----- 55,137.97



-----COUNTY AUDITOR

-----DEPUTY AUDITOR

RICHLAND TOWNSHIP							TOWNSHIP 4I				
	TX/RT MILLS	EF/RT MILLS	REAL RECEIPTS	PERS-PROP RECEIPTS	TOTAL RECEIPTS	FEE A/T/REA DETAC	RECEIPTS				
							NET-OF-FEES	NON-BUSI	OWNER	OC	HOMESTEAD
FIRE	.500		4045.48	562.63	4608.11	128.59	4469.84	342.42	30.53	55.00	
# 84	.244784000		3945.66		187.60	111.68	9.38	3824.60	342.42	30.53	55.00
2005/2020/2025	.455655000		99.82		6.08	16.91	.30	645.24			
					193.68 D	9.68					
GENERAL	1.000		11141.69	1125.26	12266.95	343.53	11896.80	949.60	84.66	152.54	
# 85	.678831000		10942.05		520.25	309.70	26.01	10606.34	949.60	84.66	152.54
2012/2022/2026	.911310000		199.64		12.14	33.83	.61	1290.46			
					532.39 D	26.62					
GENERAL	.300		2703.90	337.58	3041.48	84.98	2950.03	229.45	20.45	36.86	
# 86	.164030400		2644.01		125.71	74.84	6.29	2562.88	229.45	20.45	36.86
2010/2019/2023	.273393000		59.89		3.65	10.14	.18	387.15			
					129.36 D	6.47					
GENERAL	.400		6535.21	450.10	6985.31	196.22	6773.50	559.55	49.88	89.88	
# 87	.400000000		6447.59		306.56	182.49	15.33	6249.77	559.55	49.88	89.88
/ /	.400000000		87.62		5.33	13.73	.26	523.73			
					311.89 D	15.59					
ROAD	.400		5586.80	418.56	6005.36	168.01	5823.73	477.82	38.05	58.73	
# 88	.400000000		5576.25		270.08	157.06	13.50	5405.69	477.82	38.05	58.73
/ /	.400000000		10.55		2.41	10.95	.12	418.04			
					272.49 D	13.62					
A L L	L E V I E S			2,894.13		921.33		2,558.84		393.01	
	CLASS-1	30,013.08				835.77	70.51	2,558.84	223.57	393.01	
	CLASS-2	29,555.56		1410.20		85.56	1.47		223.57		
		457.52		29.61				3,264.62			
				D		71.98					
	2.600			32,907.21							
	1.8875 AGR-RES							.00 PREVIOUSLY ADVANCED			
	2.4402 COM-IND							31,913.90 BALANCE			

1,439.81 Delinquent Tax Receipts--included in figures shown above

RICHLAND TOWNSHIP

TOWNSHIP 4I

-----  
ADDITIONAL  
SOURCES OF RECEIPTS  
-----

-----  
ADDITIONAL  
DEDUCTIONS  
-----

Other-----

Other-----

Estate Tax-----

County Health Dept----- 1,420.11

Cigarette Tax-----

Personal Property Reimb Admin Fee-----

Special Assessments-----

Election Expenses----- 535.49

Advertising Delinquent-----

Total Additional Receipts-----

Total Additional Deductions----- 1,955.60

Total All Receipts----- 31,913.90

Total All Deductions----- 1,955.60

ADVANCES-----

NET DISTRIBUTION----- 29,958.30



-----COUNTY AUDITOR

-----DEPUTY AUDITOR

RIDGE TOWNSHIP							TOWNSHIP				4J
	TX/RT MILLS	EF/RT MILLS	REAL RECEIPTS	PERS-PROP RECEIPTS	TOTAL RECEIPTS	FEEES A/T/REA DETAC	RECEIPTS				
							NET-OF-FEES	NON-BUSI	OWNER	OC	HOMESTEAD
FIRE	.700		3032.82	425.77	3458.59	96.32	3350.66	249.52	26.55		37.44
# 89	.287787500		2963.87		231.75	83.69	11.59	2868.59	249.52	26.55	37.44
1998/2023/2027	.586611900		68.95		.36	12.63	.02	482.07			
					232.11 D	11.61					
FIRE	.800		2662.01	486.59	3148.60	87.37	3051.11	217.47	23.14		32.63
# 90	.250824800		2583.20		201.99	72.94	10.10	2500.16	217.47	23.14	32.63
1988/2023/2027	.670413600		78.81		.41	14.43	.02	550.95			
					202.40 D	10.12					
GENERAL	.900		9374.73	547.42	9922.15	278.39	9607.49	780.30	83.04		117.08
# 91	.900000000		9268.93		724.76	261.71	36.24	8970.98	780.30	83.04	117.08
/ /	.900000000		105.80		.55	16.68	.03	636.51			
					725.31 D	36.27					
ROAD	.200		2083.26	121.66	2204.92	61.86	2135.00	173.40	18.46		26.01
# 92	.200000000		2059.75		161.06	58.16	8.05	1993.54	173.40	18.46	26.01
/ /	.200000000		23.51		.12	3.70	.01	141.46			
					161.18 D	8.06					
A L L L E V I E S			17,152.82	1,581.44		523.94		1,420.69			213.16
CLASS-1						476.50	65.98	18,144.26	151.19		213.16
CLASS-2			16,875.75		1319.56	47.44	.08	16,333.27	151.19		
			277.07		1.44			1,810.99			
					D	66.06					
2.600					18,734.26						
	1.6385	AGR-RES						.00	PREVIOUSLY ADVANCED		
	2.3570	COM-IND						18,144.26	BALANCE		

1,321.00 Delinquent Tax Receipts--included in figures shown above

RIDGE TOWNSHIP

TOWNSHIP 4J

ADDITIONAL SOURCES OF RECEIPTS

ADDITIONAL DEDUCTIONS

Other-----

Other-----

Estate Tax-----

County Health Dept----- 1,016.01

Cigarette Tax-----

Personal Property Reimb Admin Fee-----

Special Assessments-----

Election Expenses----- 321.30

Advertising Delinquent-----

Total Additional Receipts-----

Total Additional Deductions----- 1,337.31

Total All Receipts----- 18,144.26

Total All Deductions----- 1,337.31

ADVANCES-----

NET DISTRIBUTION----- 16,806.95

-----COUNTY AUDITOR

-----DEPUTY AUDITOR

SALEM TWP							TOWNSHIP			
				F E E S						
TX/RT	EF/RT	REAL	PERS-PROP	TOTAL	A/T/REA	R E C E I P T S				
MILLS	MILLS	RECEIPTS	RECEIPTS	RECEIPTS	DETAC	NET-OF-FEES	NON-BUSI	OWNER	OC	HOMESTEAD
-----										
FIRE & EMS	1.000	12297.33	1111.09	13408.42	381.29	13003.02	1078.84	119.12		152.65
# 93	.621797000	11350.88		282.60	324.28	14.13	11012.47	1077.15	119.12	152.65
2011/2021/2025	.998727000	946.45		199.51	57.01	9.98	1990.55	1.69		
				482.11	D 24.11					
-----										
GENERAL	.300	5760.80	333.33	6094.13	173.57	5910.75	520.20	57.47		73.66
# 94	.300000000	5476.50		136.35	156.46	6.82	5313.22	519.69	57.47	73.66
/ /	.300000000	284.30		59.93	17.11	2.99	597.53	.51		
				196.28	D 9.81					
-----										
ROAD	1.400	26854.70	1544.65	28399.35	808.93	27544.62	2426.02	268.21		343.70
# 95	1.400000000	25527.98		636.30	729.35	31.82	24766.81	2423.65	268.21	343.70
/ /	1.400000000	1326.72		279.67	79.58	13.98	2777.81	2.37		
				915.97	D 45.80					
-----										
A L L	L E V I E S		2,989.07		1,363.79		4,025.06			570.01
		44,912.83				46,458.39		444.80		
	CLASS-1				1,210.09	52.77	4,020.49			570.01
		42,355.36		1055.25			41,092.50	444.80		
	CLASS-2				153.70	26.95		4.57		
		2,557.47		539.11			5,365.89			
					D 79.72					
	2.700			47,901.90						
	2.3217	AGR-RES					.00	PREVIOUSLY ADVANCED		
	2.6987	COM-IND					46,458.39	BALANCE		

1,594.36 Delinquent Tax Receipts--included in figures shown above


SALEM TOWNSHIP

TOWNSHIP 4K

ADDITIONAL SOURCES OF RECEIPTS		ADDITIONAL DEDUCTIONS	
Other		Other	
Estate Tax		County Health Dept	2,158.65
Cigarette Tax		Personal Property Reimb Admin Fee	
Special Assessments		Election Expenses	321.30
		Advertising Delinquent	
Total Additional Receipts		Total Additional Deductions	2,479.95
Total All Receipts	46,458.39	Total All Deductions	2,479.95

ADVANCES-----

NET DISTRIBUTION----- 43,978.44

  
 -----COUNTY AUDITOR

-----DEPUTY AUDITOR



SYCAMORE TOWNSHIP

TOWNSHIP 4L

	TX/RT MILLS	EF/RT MILLS	REAL RECEIPTS	PERS-PROP RECEIPTS	TOTAL RECEIPTS	FEEES A/T/REA DETAC	RECEIPTS			
							NET-OF-FEES	NON-BUSI	OWNER OC	HOMESTEAD
GENERAL	.500		9713.62	853.51	10567.13	302.18	10236.46	814.84	108.02	251.28
# 96	.500000000		9170.26		450.49	264.14	22.52	8883.60	814.84	251.28
/ /	.500000000		543.36		119.28	38.04	5.97	1352.86		
					569.77 D	28.49				
ROAD	.500		6411.64	696.96	7108.60	199.11	6897.42	541.19	58.15	89.70
# 97	.500000000		6372.01		241.38	180.30	12.07	6179.64	541.19	89.70
/ /	.500000000		39.63			18.81		717.78		
					241.38 D	12.07				
A L L L E V I E S			16,125.26	1,550.47		501.29		17,133.88	1,356.03	340.98
CLASS-1						444.44	34.59	17,133.88	166.17	340.98
CLASS-2			15,542.27		691.87	56.85		15,063.24	166.17	
			582.99		119.28			2,070.64		
					D	40.56				
1.000					17,675.73					
1.0000 AGR-RES								.00 PREVIOUSLY ADVANCED		
1.0000 COM-IND								17,133.88 BALANCE		

811.15 Delinquent Tax Receipts--included in figures shown above

SYCAMORE TOWNSHIP

TOWNSHIP 4L

-----  
ADDITIONAL  
SOURCES OF RECEIPTS  
-----

-----  
ADDITIONAL  
DEDUCTIONS  
-----

Other-----

Other-----

Estate Tax-----

County Health Dept----- 1,318.81

Cigarette Tax-----

Personal Property Reimb Admin Fee-----

Special Assessments-----

Election Expenses----- 321.30

Advertising Delinquent-----

Total Additional Receipts-----

Total Additional Deductions----- 1,640.11

Total All Receipts----- 17,133.88

Total All Deductions----- 1,640.11

ADVANCES-----

NET DISTRIBUTION----- 15,493.77



-----COUNTY AUDITOR

-----DEPUTY AUDITOR

TYMOCHTEE TOWNSHIP

TOWNSHIP 4M

		F E E S				R E C E I P T S				
		REAL	PERS-PROP	TOTAL	A/T/REA	RECEIPTS				
		RECEIPTS	RECEIPTS	RECEIPTS	DETAC	NET-OF-FEES	NON-BUSI	OWNER	OC	HOMESTEAD
		MILLS	MILLS	MILLS						
GENERAL	1.200	24119.76	2537.62	26657.38	750.45	25863.84	2084.94	228.54		418.87
# 98	1.200000000	23552.23		727.37	671.00	36.37	22844.86	2084.94	227.73	413.49
/ /	1.200000000	567.53		134.43	79.45	6.72	3018.98		.81	5.38
				861.80 D	43.09					
ROAD	.900	18089.83	1903.21	19993.04	562.84	19397.88	1563.71	171.39		314.15
# 99	.900000000	17664.17		545.53	503.25	27.28	17133.64	1563.71	170.79	310.11
/ /	.900000000	425.66		100.82	59.59	5.04	2264.24		.60	4.04
				646.35 D	32.32					
A L L L E V I E S		42,209.59	4,440.83		1,313.29		45,261.72	3,648.65	399.93	733.02
CLASS-1					1,174.25	63.65		3,648.65		723.60
CLASS-2		41,216.40		1272.90			39,978.50		398.52	
		993.19		235.25	139.04	11.76				9.42
				D	75.41		5,283.22		1.41	
2.100				46,650.42						
2.1000 AGR-RES							.00	PREVIOUSLY ADVANCED		
2.1000 COM-IND							45,261.72	BALANCE		

1,508.15 Delinquent Tax Receipts--included in figures shown above

TYMOCHTEE TOWNSHIP

TOWNSHIP 4M

-----  
ADDITIONAL  
SOURCES OF RECEIPTS  
-----

-----  
ADDITIONAL  
DEDUCTIONS  
-----

Other-----

Other-----

Estate Tax-----

County Health Dept----- 2,156.51

Cigarette Tax-----

Personal Property Reimb Admin Fee-----

Special Assessments-----

Election Expenses----- 267.75

Advertising Delinquent-----

Total Additional Receipts-----

Total Additional Deductions----- 2,424.26

Total All Receipts----- 45,261.72

Total All Deductions----- 2,424.26

ADVANCES-----

NET DISTRIBUTION----- 42,837.46



----- COUNTY AUDITOR

----- DEPUTY AUDITOR

MOHAWK FIRE & RESCUE DIST

TOWNSHIP 4X

		FEEES				RECEIPTS	
TX/RT	EF/RT	REAL	PERS-PROP	TOTAL	A/T/REA	NET-OF-FEES	NON-BUSI OWNER OC HOMESTEAD
MILLS	MILLS	RECEIPTS	RECEIPTS	RECEIPTS	DETAC		
FIRE	2.990	152056.18	12860.29	164916.47	4299.82	160290.21	2922.10
#100 NO RLBK	2.987915970	147279.58		5480.49	3834.96	274.02	2908.68
2023/ /2027	2.990000000	4776.60		1048.27	464.86	52.42	13.42
				6528.76	D 326.44		
A L L L E V I E S			12,860.29		4,299.82		2,922.10
		152,056.18				160,290.21	
	CLASS-1				3,834.96	274.02	2,908.68
		147,279.58		5480.49		143,170.60	
	CLASS-2				464.86	52.42	13.42
		4,776.60		1048.27		17,119.61	
				D	326.44		
	2.990			164,916.47			
	2.9879 AGR-RES					.00	PREVIOUSLY ADVANCED
	2.9900 COM-IND					160,290.21	BALANCE

6,528.76 Delinquent Tax Receipts--included in figures shown above

MOHAWK FIRE & RESCUE DIST

TOWNSHIP 4X

ADDITIONAL SOURCES OF RECEIPTS

ADDITIONAL DEDUCTIONS

Other-----

Other-----

Estate Tax-----

County Health Dept-----

Cigarette Tax-----

Personal Property Reimb Admin Fee-----

Special Assessments-----

Election Expenses----- 789.86

Advertising Delinquent-----

Total Additional Receipts-----

Total Additional Deductions----- 789.86

Total All Receipts----- 160,290.21

Total All Deductions----- 789.86

ADVANCES-----

NET DISTRIBUTION----- 159,500.35



-----COUNTY AUDITOR

-----DEPUTY AUDITOR

WYANDOT EAST FIRE DIST

TOWNSHIP 4Y

		F E E S				R E C E I P T S				
TX/RT	EF/RT	REAL	PERS-PROP	TOTAL	A/T/REA	R E C E I P T S				
MILLS	MILLS	RECEIPTS	RECEIPTS	RECEIPTS	DETAC	NET-OF-FEES	NON-BUSI	OWNER	OC	HOMESTEAD
FIRE	2.500	38605.86	4815.79	43421.65	1228.53	42123.48	3357.60	410.40		896.74
#101	1.419382500	36773.17		1352.10	1058.09	67.61	35647.47	3357.60	410.40	896.74
2006/2021/2025	2.331840000	1832.69		40.66	170.44	2.03	6476.01			
				1392.76 D	69.64					
-----										
A L L	L E V I E S		4,815.79		1,228.53		3,357.60			896.74
	CLASS-1	38,605.86			1,058.09	67.61	42,123.48		410.40	896.74
	CLASS-2	36,773.17		1352.10	170.44	2.03	35,647.47	3,357.60	410.40	
		1,832.69		40.66			6,476.01			
				D	69.64					
2.500				43,421.65						
	1.4193	AGR-RES								
	2.3318	COM-IND								
						.00	PREVIOUSLY ADVANCED			
						42,123.48	BALANCE			

1,392.76 Delinquent Tax Receipts--included in figures shown above

WYANDOT EAST FIRE DIST

TOWNSHIP 4Y

-----  
ADDITIONAL  
SOURCES OF RECEIPTS

-----  
ADDITIONAL  
DEDUCTIONS

Other-----

Other-----

Estate Tax-----

County Health Dept-----

Cigarette Tax-----

Personal Property Reimb Admin Fee-----

Special Assessments-----

Election Expenses-----

Advertising Delinquent-----

Total Additional Receipts-----

Total Additional Deductions-----

Total All Receipts----- 42,123.48

Total All Deductions-----

ADVANCES-----

NET DISTRIBUTION----- 42,123.48



-----COUNTY AUDITOR

-----DEPUTY AUDITOR



ALL TOWNSHIP

		REAL	PERS-PROP	TOTAL	FEEES	RECEIPTS				
		RECEIPTS	RECEIPTS	RECEIPTS	A/T/REA	NET-OF-FEES	NON-BUSI	OWNER	OC	HOMESTEAD
					DETAC					
A L L	TOWNSHIP	649632.50	64651.32		19732.11	693233.55	38301.53	4332.54		11318.30
					D					
				714283.82	1318.16					

CAREY CORPORATION

CORPORATION 5A

		TX/RT	EF/RT	REAL	PERS-PROP	TOTAL	A/T/REA	RECEIPTS				
		MILLS	MILLS	RECEIPTS	RECEIPTS	RECEIPTS	DETAC	NET-OF-FEES	NON-BUSI	OWNER	OC	HOMESTEAD
-----												
FIRE PENSION		.300		10910.75	126.85	11037.60	312.75	10680.17	814.41	150.48		241.13
#102		.3000000000		8068.44		352.66	236.82	17.63	7813.99	814.41	150.48	241.13
	/ /	.3000000000		2842.31		540.90	75.93	27.05	2866.18			
						893.56	D 44.68					
-----												
GENERAL		1.300		47279.91	549.69	47829.60	1355.26	46280.74	3529.12	652.07		1044.89
#103		1.3000000000		34963.24		1528.20	1026.21	76.41	33860.62	3529.12	652.07	1044.89
	/ /	1.3000000000		12316.67		2343.88	329.05	117.19	12420.12			
						3872.08	D 193.60					
-----												
POLICE PENSION		.300		10910.75	126.85	11037.60	312.75	10680.17	814.41	150.48		241.13
#104		.3000000000		8068.44		352.66	236.82	17.63	7813.99	814.41	150.48	241.13
	/ /	.3000000000		2842.31		540.90	75.93	27.05	2866.18			
						893.56	D 44.68					
-----												
A L L	L E V I E S				803.39		1,980.76			5,157.94		1,527.15
				69,101.41					67,641.08		953.03	
	CLASS-1						1,499.85	111.67		5,157.94		1,527.15
				51,100.12		2233.52			49,488.60		953.03	
	CLASS-2						480.91	171.29				
				18,001.29		3425.68			18,152.48			
							D 282.96					
	1.900					69,904.80						
		1.9000		AGR-RES						.00		PREVIOUSLY ADVANCED
		1.9000		COM-IND					67,641.08			BALANCE

5,659.20 Delinquent Tax Receipts--included in figures shown above

CAREY CORPORATION

CORPORATION 5A

ADDITIONAL SOURCES OF RECEIPTS

ADDITIONAL DEDUCTIONS

Other-----

Other-----

Estate Tax-----

County Health Dept----- 3,698.67

Cigarette Tax-----

Personal Property Reimb Admin Fee-----

Special Assessments-----

Election Expenses----- 1,445.85

Advertising Delinquent-----

Total Additional Receipts-----

Total Additional Deductions----- 5,144.52

Total All Receipts----- 67,641.08

Total All Deductions----- 5,144.52

ADVANCES-----

NET DISTRIBUTION----- 62,496.56

-----COUNTY AUDITOR

-----DEPUTY AUDITOR

HARPSTER CORPORATION

CORPORATION 5B

	TX/RT MILLS	EF/RT MILLS	REAL RECEIPTS	PERS-PROP RECEIPTS	TOTAL RECEIPTS	FEES		RECEIPTS				
						A/T/REA DETAC		NET-OF-FEES	NON-BUSI	OWNER	OC	HOMESTEAD
GENERAL	.400		970.02	165.04	1135.06	32.02		1099.71	61.42	9.56	48.03	
#105	.400000000		608.12		57.73	18.57		2.89	586.66	61.42	9.56	48.03
/ /	.400000000		361.90		8.77	13.45		.44	513.05			
					66.50 D	3.33						
GENERAL	2.500		4114.10	1031.49	5145.59	146.52		4983.38	305.84	47.59	239.16	
#106	1.991845000		3028.24		287.47	92.46		14.37	2921.41	305.84	47.59	239.16
2009/2019/2023	1.200185000		1085.86		26.31	54.06		1.32	2061.97			
					313.78 D	15.69						
GENERAL	4.800		1453.13	1980.46	3433.59	93.42		3334.34	116.15	18.07	90.82	
#107	.756451200		1150.05		109.17	35.11		5.46	1109.48	116.15	18.07	90.82
1976/2020/2024	.334987200		303.08		7.34	58.31		.37	2224.86			
					116.51 D	5.83						
GENERAL	3.000		2661.86	1237.79	3899.65	109.20		3780.42	194.47	30.26	152.07	
#108	1.266513000		1925.50		182.79	58.79		9.14	1857.57	194.47	30.26	152.07
1991/2020/2024	.813885000		736.36		17.84	50.41		.89	1922.85			
					200.63 D	10.03						
GENERAL	2.000		3722.65	825.19	4547.84	121.28		4413.38			201.84	
#109 NO RLBK	1.681018000		2853.96		242.61	78.03		12.13	2763.80		201.84	
2013/2023/2027	.960148000		868.69		21.05	43.25		1.05	1649.58			
					263.66 D	13.18						
A L L L E V I E S				5,239.97		502.44				677.88		731.92
			12,921.76						17,611.23		105.48	
	CLASS-1					282.96		43.99		677.88		731.92
			9,565.87		879.77				9,238.92		105.48	
	CLASS-2					219.48		4.07				
			3,355.89		81.31				8,372.31			
					D	48.06						
	12.700				18,161.73							
	6.0957	AGR-RES							.00	PREVIOUSLY ADVANCED		
	3.7089	COM-IND							17,611.23	BALANCE		

961.08 Delinquent Tax Receipts--included in figures shown above

HARPSTER CORPORATION

CORPORATION 5B

ADDITIONAL SOURCES OF RECEIPTS


ADDITIONAL DEDUCTIONS

-----  
 Other-----  
 Estate Tax-----  
 Cigarette Tax-----  
 Special Assessments-----  
 Total Additional Receipts-----  
 Total All Receipts----- 17,611.23

-----  
 Other-----  
 County Health Dept----- 266.36  
 Personal Property Reimb Admin Fee-----  
 Election Expenses----- 267.75  
 Advertising Delinquent-----  
 Total Additional Deductions----- 534.11  
 Total All Deductions----- 534.11

ADVANCES-----

NET DISTRIBUTION----- 17,077.12



-----COUNTY AUDITOR

-----DEPUTY AUDITOR

KIRBY CORPORATION

CORPORATION 5C

		FEEES		RECEIPTS							
	TX/RT	EF/RT	REAL	PERS-PROP	TOTAL	A/T/REA	RECEIPTS				
	MILLS	MILLS	RECEIPTS	RECEIPTS	RECEIPTS	DETAC	NET-OF-FEES	NON-BUSI	OWNER	OC	HOMESTEAD
GENERAL	.700		479.55	41.70	521.25	14.79	505.61	32.43	5.54		19.88
#110	.7000000000		324.96		17.02	9.77	.85	314.34	32.43	5.54	19.88
/ /	.7000000000		154.59			5.02		191.27			
					17.02 D	.85					
-----											
A L L	L E V I E S			41.70		14.79		32.43			19.88
			479.55				505.61		5.54		
	CLASS-1					9.77	.85	32.43			19.88
	CLASS-2		324.96		17.02			314.34		5.54	
			154.59			5.02		191.27			
					D	.85					
	.700				521.25						
	.7000	AGR-RES						.00	PREVIOUSLY ADVANCED		
	.7000	COM-IND						505.61	BALANCE		

17.02 Delinquent Tax Receipts--included in figures shown above

KIRBY CORPORATION

CORPORATION 5C

ADDITIONAL SOURCES OF RECEIPTS		ADDITIONAL DEDUCTIONS	
Other		Other	
Estate Tax		County Health Dept	73.36
Cigarette Tax		Personal Property Reimb Admin Fee	
Special Assessments		Election Expenses	497.25
		Advertising Delinquent	
Total Additional Receipts		Total Additional Deductions	570.61
Total All Receipts	505.61	Total All Deductions	570.61

ADVANCES-----

NET DISTRIBUTION-----

65.00-

-----COUNTY AUDITOR

-----DEPUTY AUDITOR

MARSEILLES CORPORATION

CORPORATION 5D

	TX/RT MILLS	EF/RT MILLS	REAL RECEIPTS	PERS-PROP RECEIPTS	TOTAL RECEIPTS	A/T/REA DETAC	RECEIPTS				
							NET-OF-FEES	NON-BUSI	OWNER	OC	HOMESTEAD
GENERAL	1.800		423.27	91.75	515.02	15.14					
#111	.923572800		387.41		26.29	11.88					
1981/2020/2024	1.451680200		35.86			3.26	1.31	374.22	37.90	5.86	34.20
					26.29 D	1.31		124.35			
GENERAL	2.000		486.46	101.94	588.40	17.32					
#112	1.064724000		446.62		30.30	13.70					
1993/2023/2027	1.612978000		39.84			3.62	1.52	431.40	43.69	6.76	39.43
					30.30 D	1.52		138.16			
GENERAL	.900		399.75	45.87	445.62	13.32					
#113	.900000000		377.52		25.62	11.58					
/ /	.900000000		22.23			1.74	1.28	431.02	36.93	5.71	33.33
					25.62 D	1.28		364.66	36.93	5.71	33.33
								66.36			
GENERAL	2.000		470.30	101.94	572.24	16.82					
#114	1.026192000		430.46		29.21	13.20					
1981/2020/2024	1.612978000		39.84			3.62	1.46	553.96	42.11	6.51	38.00
					29.21 D	1.46		415.80	42.11	6.51	38.00
								138.16			
GENERAL	3.000		1249.17	152.91	1402.08	38.18					
#115 NO RLBK	2.517819000		1175.44		71.66	32.39					93.24
2016/2021/2025	2.985099000		73.73			5.79	3.58	1360.32			93.24
					71.66 D	3.58		1139.47			
								220.85			
A L L	L E V I E S			494.41		100.78					238.20
			3,028.95					3,413.43	160.63	24.84	
	CLASS-1					82.75	9.15		160.63		238.20
			2,817.45		183.08			2,725.55		24.84	
	CLASS-2					18.03					
			211.50					687.88			
						D					
					3,523.36	9.15					
9.700											
	6.4321 AGR-RES								.00	PREVIOUSLY ADVANCED	
	8.5624 COM-IND								3,413.43	BALANCE	

183.08 Delinquent Tax Receipts--included in figures shown above



MARSEILLES CORPORATION

CORPORATION 5D

-----  
ADDITIONAL  
SOURCES OF RECEIPTS  
-----

-----  
ADDITIONAL  
DEDUCTIONS  
-----

Other-----

Other-----

Estate Tax-----

County Health Dept----- 53.17

Cigarette Tax-----

Personal Property Reimb Admin Fee-----

Special Assessments-----

Election Expenses----- 267.75

Advertising Delinquent-----

Total Additional Receipts-----

Total Additional Deductions----- 320.92

Total All Receipts----- 3,413.43

Total All Deductions----- 320.92

ADVANCES-----

NET D I S T R I B U T I O N-----

3,092.51



-----COUNTY AUDITOR

-----DEPUTY AUDITOR

NEVADA CORPORATION

CORPORATION 5E

	TX/RT MILLS	EF/RT MILLS	REAL RECEIPTS	PERS-PROP RECEIPTS	TOTAL RECEIPTS	FEE A/T/REA DETAC	RECEIPTS				
							NET-OF-FEES	NON-BUSI	OWNER	OC	HOMESTEAD
GENERAL	1.100		4240.88	477.70	4718.58	138.18	4564.26	400.64	67.17		225.01
#116	1.100000000		3874.34		303.69	116.62	15.18	3742.54	400.64	67.17	225.01
/ /	1.100000000		366.54		19.18	21.56	.96	821.72			
					322.87 D	16.14					
GENERAL	5.000		19831.93	2171.37	22003.30	585.88	21349.53				941.51
#117 NO RLBK	4.602830000		18169.25		1270.78	487.98	63.54	17617.73			941.51
2020/ /2025	4.989760000		1662.68		87.01	97.90	4.35	3731.80			
					1357.79 D	67.89					
A L L L E V I E S				2,649.07		724.06			400.64		1,166.52
			24,072.81					25,913.79		67.17	
CLASS-1						604.60	78.72		400.64		1,166.52
			22,043.59		1574.47			21,360.27		67.17	
CLASS-2						119.46	5.31				
			2,029.22		106.19			4,553.52			
					D	84.03					
6.100					26,721.88						
	5.7028	AGR-RES						.00	PREVIOUSLY ADVANCED		
	6.0897	COM-IND						25,913.79	BALANCE		

1,680.66 Delinquent Tax Receipts--included in figures shown above

NEVADA CORPORATION

CORPORATION 5E

ADDITIONAL SOURCES OF RECEIPTS

ADDITIONAL DEDUCTIONS

Other-----

Other-----

Estate Tax-----

County Health Dept----- 468.78

Cigarette Tax-----

Personal Property Reimb Admin Fee-----

Special Assessments-----

Election Expenses----- 321.30

Advertising Delinquent-----

Total Additional Receipts-----

Total Additional Deductions----- 790.08

Total All Receipts----- 25,913.79

Total All Deductions----- 790.08

ADVANCES-----

NET DISTRIBUTION----- 25,123.71

-----COUNTY AUDITOR

-----DEPUTY AUDITOR

SYCAMORE CORPORATION

CORPORATION 5F

		TX/RT	EF/RT	REAL	PERS-PROP	TOTAL	A/T/REA	RECEIPTS				
		MILLS	MILLS	RECEIPTS	RECEIPTS	RECEIPTS	DETAC	NET-OF-FEES	NON-BUSI	OWNER	OC	HOMESTEAD
GENERAL		.900		5943.57	281.79	6225.36	185.52	6010.28	492.57	89.76		290.84
#118	/ /	.9000000000		5036.86		376.40	150.91	18.82	4867.13	492.57	89.76	290.84
		.9000000000		906.71		214.71	34.61	10.74	1143.15			
						591.11 D	29.56					
GENERAL		6.000		19568.54	1878.63	21447.17	635.95	20689.12	1322.53	241.00		780.91
#119		2.416470000		13523.80		1010.62	405.18	50.53	13068.09	1322.53	241.00	780.91
	1991/2021/2025	6.0000000000		6044.74		1431.41	230.77	71.57	7621.03			
						2442.03 D	122.10					
A L L L E V I E S					2,160.42		821.47		26,699.40	1,815.10	330.76	1,071.75
	CLASS-1		25,512.11				556.09	69.35	1,815.10			1,071.75
	CLASS-2		18,560.66			1387.02			17,935.22		330.76	
			6,951.45			1646.12	265.38	82.31	8,764.18			
						D	151.66					
	6.900					27,672.53						
	3.3164 AGR-RES								.00	PREVIOUSLY ADVANCED		
	6.9000 COM-IND								26,699.40	BALANCE		

3,033.14 Delinquent Tax Receipts--included in figures shown above

SYCAMORE CORPORATION

CORPORATION 5F

ADDITIONAL SOURCES OF RECEIPTS		ADDITIONAL DEDUCTIONS	
Other-----		Other-----	
Estate Tax-----		County Health Dept-----	705.26
Cigarette Tax-----		Personal Property Reimb Admin Fee-----	
Special Assessments-----		Election Expenses-----	321.30
		Advertising Delinquent-----	
Total Additional Receipts-----		Total Additional Deductions-----	1,026.56
Total All Receipts-----	26,699.40	Total All Deductions-----	1,026.56

ADVANCES-----

NET DISTRIBUTION----- 25,672.84

  
 -----COUNTY AUDITOR

-----DEPUTY AUDITOR

UPPER SANDUSKY CORP

CORPORATION 5G

				FEE'S		RECEIPTS				
TX/RT	EF/RT	REAL	PERS-PROP	TOTAL	A/T/REA					
MILLS	MILLS	RECEIPTS	RECEIPTS	RECEIPTS	DETAC	NET-OF-FEES	NON-BUSI	OWNER	OC	HOMESTEAD
-----										
FIRE PENSION	.400	31120.66	1640.63	32761.29	956.25	31746.11	2177.21	399.32		734.40
#120	.400000000	22262.70		801.51	653.01	40.08	21569.61	2177.21	399.32	734.40
/ /	.400000000	8857.96		377.11	303.24	18.85	10176.50			
				1178.62	D 58.93					
-----										
GENERAL	1.000	77801.64	4094.44	81896.08	2390.43	79358.32	5443.01	998.31		1836.00
#121	1.000000000	55656.74		2003.77	1632.51	100.19	53924.04	5443.01	998.31	1836.00
/ /	1.000000000	22144.90		942.79	757.92	47.14	25434.28			
				2946.56	D 147.33					
-----										
GENERAL	1.300	22779.56	5332.05	28111.61	806.36	27260.21	1027.60	188.47		346.62
#122	.188792500	10507.57		378.30	308.21	18.92	10180.44	1027.60	188.47	346.62
1976/2022/2026	.554167900	12271.99		522.46	498.15	26.12	17079.77			
				900.76	D 45.04					
-----										
GENERAL	.700		4.98	4.98	.13		4.85			
#123	.700000000									
/ /	.700000000				.13		4.85			
					D					
-----										
POLICE PENSION	.400	31120.66	1640.63	32761.29	956.25	31746.11	2177.21	399.32		734.40
#124	.400000000	22262.70		801.51	653.01	40.08	21569.61	2177.21	399.32	734.40
/ /	.400000000	8857.96		377.11	303.24	18.85	10176.50			
				1178.62	D 58.93					
-----										
A L L	L E V I E S		12,712.73		5,109.42		10,825.03			3,651.42
	CLASS-1	162,822.52			3,246.74	199.27	170,115.60		1,985.42	
	CLASS-2	110,689.71		3985.09	1,862.68	110.96	107,243.70		1,985.42	3,651.42
		52,132.81		2219.47			62,871.90			
				D	310.23					
3.800				175,535.25						
	2.6887 AGR-RES						.00 PREVIOUSLY ADVANCED			
	3.0541 COM-IND						170,115.60 BALANCE			

6,204.56 Delinquent Tax Receipts--included in figures shown above

UPPER SANDUSKY CORP

CORPORATION 5G

ADDITIONAL SOURCES OF RECEIPTS

ADDITIONAL DEDUCTIONS

Other-----

Other-----

Estate Tax-----

County Health Dept----- 8,763.47

Cigarette Tax-----

Personal Property Reimb Admin Fee-----

Special Assessments-----

Election Expenses----- 1,927.80

Advertising Delinquent-----

Total Additional Receipts-----

Total Additional Deductions----- 10,691.27

Total All Receipts----- 170,115.60

Total All Deductions----- 10,691.27

ADVANCES-----

NET DISTRIBUTION----- 159,424.33



-----COUNTY AUDITOR

-----DEPUTY AUDITOR

WHARTON CORPORATION

CORPORATION 5H

	TX/RT MILLS	EF/RT MILLS	REAL RECEIPTS	PERS-PROP RECEIPTS	TOTAL RECEIPTS	FEE A/T/REA DETAC	RECEIPTS				
							NET-OF-FEES	NON-BUSI	OWNER	OC	HOMESTEAD
GENERAL	.800		1896.82	63.09	1959.91	56.41	1899.56	163.45	23.67		62.31
#125	.800000000		1742.67		72.96	50.87	3.65	1688.15	163.45	23.67	62.31
/ /	.800000000		154.15		5.84	5.54	.29	211.41			
					78.80 D	3.94					
GENERAL	2.000		4408.31	157.72	4566.03	119.94	4437.75				131.14
#126 NO RLBK	1.683762000		4061.64		153.56	107.06	7.68	3946.90			131.14
2016/2021/2025	1.799140000		346.67		13.14	12.88	.66	490.85			
					166.70 D	8.34					
A L L L E V I E S				220.81		176.35			163.45		193.45
			6,305.13					6,337.31		23.67	
CLASS-1						157.93	11.33		163.45		193.45
			5,804.31		226.52			5,635.05		23.67	
CLASS-2						18.42	.95				
			500.82		18.98			702.26			
					D	12.28					
2.800					6,525.94						
	2.4837	AGR-RES						.00	PREVIOUSLY ADVANCED		
	2.5991	COM-IND						6,337.31	BALANCE		

245.50 Delinquent Tax Receipts--included in figures shown above



WHARTON CORPORATION

CORPORATION 5H

-----  
ADDITIONAL  
SOURCES OF RECEIPTS  
-----

-----  
ADDITIONAL  
DEDUCTIONS  
-----

Other-----

Other-----

Estate Tax-----

County Health Dept----- 261.17

Cigarette Tax-----

Personal Property Reimb Admin Fee-----

Special Assessments-----

Election Expenses-----

Advertising Delinquent-----

Total Additional Receipts-----

Total Additional Deductions----- 261.17

Total All Receipts----- 6,337.31

Total All Deductions----- 261.17

ADVANCES-----

NET DISTRIBUTION-----

6,076.14



-----COUNTY AUDITOR

-----DEPUTY AUDITOR

ALL CORPORATION

		F E E S						
REAL	PERS-PROP	TOTAL	A/T/REA	R E C E I P T S				
RECEIPTS	RECEIPTS	RECEIPTS	DETAC	NET-OF-FEES	NON-BUSI	OWNER	OC HOMESTEAD	
A L L	C O R P O R A T I O N	304244.24	24322.50	9430.07	318237.45	19233.10	3495.91	8600.29
			D	899.22				
		328566.74						

DORCAS CAREY PUBLIC LIBRA

OTHER 6A

		F E E S				R E C E I P T S					
	TX/RT	EF/RT	REAL	PERS-PROP	TOTAL	A/T/REA	R E C E I P T S				
	MILLS	MILLS	RECEIPTS	RECEIPTS	RECEIPTS	DETAC	NET-OF-FEES	NON-BUSI	OWNER	OC	HOMESTEAD
CURRENT EXPENSE	1.750		82872.29	4209.96	87082.25	2455.33	84348.03	6469.80	985.68		1600.56
#127	1.269910250		66311.76		2731.30	1924.47	136.57	64250.72	6469.80	985.68	1600.56
2010/2023/CONT	1.496806500		16560.53		2846.42	530.86	142.32	20097.31			
					5577.72	D 278.89					
-----											
A L L	L E V I E S			4,209.96		2,455.33			6,469.80		1,600.56
			82,872.29					84,348.03		985.68	
	CLASS-1					1,924.47	136.57	6,469.80			1,600.56
			66,311.76		2731.30			64,250.72		985.68	
	CLASS-2					530.86	142.32				
			16,560.53		2846.42			20,097.31			
						D 278.89					
	1.750				87,082.25						
		1.2699	AGR-RES					.00	PREVIOUSLY ADVANCED		
		1.4968	COM-IND					84,348.03	BALANCE		

5,577.72 Delinquent Tax Receipts--included in figures shown above

DORCAS CAREY PUBLIC LIBRA

OTHER 6A

-----  
ADDITIONAL  
SOURCES OF RECEIPTS  
-----

-----  
ADDITIONAL  
DEDUCTIONS  
-----

Other-----

Other-----

Estate Tax-----

County Health Dept-----

Cigarette Tax-----

Personal Property Reimb Admin Fee-----

Special Assessments-----

Election Expenses-----

Advertising Delinquent-----

Total Additional Receipts-----

Total Additional Deductions-----

Total All Receipts----- 84,348.03

Total All Deductions-----

ADVANCES-----

NET D I S T R I B U T I O N-----

84,348.03



-----  
COUNTY AUDITOR

-----  
DEPUTY AUDITOR

FINDLAY-HANCOCK CO LIBRAR

OTHER 6B

	TX/RT MILLS	EF/RT MILLS	REAL RECEIPTS	PERS-PROP RECEIPTS	TOTAL RECEIPTS	FEEES A/T/REA DETAC	RECEIPTS NET-OF-FEES	NON-BUSI	OWNER	OC	HOMESTEAD
CURRENT EXPENSE	.500		699.63	48.24	747.87	20.93	726.94	58.83	5.97		6.90
#128		.339318500	696.58			19.62	676.96	58.83	5.97		6.90
2010/2020/2024		.404675000	3.05			1.31	49.98				

D

A L L L E V I E S				48.24		20.93		58.83			6.90
			699.63				726.94		5.97		
CLASS-1						19.62		58.83			6.90
CLASS-2			696.58				676.96		5.97		
			3.05				49.98				
	.500					D 747.87					
		.3393	AGR-RES					.00	PREVIOUSLY ADVANCED		
		.4046	COM-IND				726.94	BALANCE			

FINDLAY-HANCOCK CO LIBRAR

OTHER 6B

-----  
ADDITIONAL  
SOURCES OF RECEIPTS  
-----

-----  
ADDITIONAL  
DEDUCTIONS  
-----

Other-----

Other-----

Estate Tax-----

County Health Dept-----

Cigarette Tax-----

Personal Property Reimb Admin Fee-----

Special Assessments-----

Election Expenses-----

Advertising Delinquent-----

Total Additional Receipts-----

Total Additional Deductions-----

Total All Receipts----- 726.94

Total All Deductions-----

ADVANCES-----

NET DISTRIBUTION-----

726.94



-----COUNTY AUDITOR

-----DEPUTY AUDITOR

FOREST-JACKSON LIBRARY

OTHER 6C

	TX/RT MILLS	EF/RT MILLS	REAL RECEIPTS	PERS-PROP RECEIPTS	TOTAL RECEIPTS	FEEES A/T/REA DETAC		RECEIPTS NET-OF-FEES	NON-BUSI	OWNER OC	HOMESTEAD
CURRENT EXPENSE	.700		10897.99	1284.13	12182.12	341.00		11813.01	935.58	80.32	135.43
#129		.372628200	10731.95		553.14	303.43	27.66	10400.86	935.58	80.32	135.43
2010/2020/2024		.655328800	166.04		9.13	37.57	.45	1412.15			
					562.27 D	28.11					
A L L L E V I E S				1,284.13		341.00			935.58		135.43
			10,897.99					11,813.01		80.32	
CLASS-1						303.43	27.66		935.58		135.43
			10,731.95		553.14			10,400.86		80.32	
CLASS-2						37.57	.45				
			166.04		9.13			1,412.15			
					D	28.11					
					12,182.12						
.700											
		.3726	AGR-RES						.00	PREVIOUSLY ADVANCED	
		.6553	COM-IND					11,813.01		BALANCE	

562.27 Delinquent Tax Receipts--included in figures shown above

FOREST-JACKSON LIBRARY

OTHER 6C

-----  
ADDITIONAL  
SOURCES OF RECEIPTS  
-----

-----  
ADDITIONAL  
DEDUCTIONS  
-----

Other-----

Other-----

Estate Tax-----

County Health Dept-----

Cigarette Tax-----

Personal Property Reimb Admin Fee-----

Special Assessments-----

Election Expenses-----

Advertising Delinquent-----

Total Additional Receipts-----

Total Additional Deductions-----

Total All Receipts----- 11,813.01

Total All Deductions-----

ADVANCES-----

NET D I S T R I B U T I O N----- 11,813.01



-----COUNTY AUDITOR

-----DEPUTY AUDITOR



MOHAWK COMMUNITY LIBRARY

OTHER 6D

	TX/RT MILLS	EF/RT MILLS	REAL RECEIPTS	PERS-PROP RECEIPTS	TOTAL RECEIPTS	FEEES A/T/REA DETAC	RECEIPTS NET-OF-FEES	NON-BUSI	OWNER	OC	HOMESTEAD
CURRENT EXPENSE	.800		19420.63	3069.22	22489.85	635.26	21805.13	1623.52	196.18		429.46
#130		.496963200	18276.77		723.46	524.02	36.17	17716.58	1623.52	195.67	426.08
2010/2020/2024		.753043200	1143.86		265.67	111.24	13.29	4088.55		.51	3.38
					989.13 D	49.46					

A L L L E V I E S				3,069.22		635.26			1,623.52		429.46
			19,420.63					21,805.13		196.18	
CLASS-1						524.02	36.17		1,623.52		426.08
			18,276.77		723.46			17,716.58		195.67	
CLASS-2						111.24	13.29				3.38
			1,143.86		265.67			4,088.55		.51	
					D	49.46					
.800					22,489.85						
		.4969	AGR-RES					.00	PREVIOUSLY ADVANCED		
		.7530	COM-IND					21,805.13	BALANCE		

989.13 Delinquent Tax Receipts--included in figures shown above

MOHAWK COMMUNITY LIBRARY

OTHER 6D

-----  
ADDITIONAL  
SOURCES OF RECEIPTS

-----  
ADDITIONAL  
DEDUCTIONS

Other-----

Other-----

Estate Tax-----

County Health Dept-----

Cigarette Tax-----

Personal Property Reimb Admin Fee-----

Special Assessments-----

Election Expenses-----

Advertising Delinquent-----

Total Additional Receipts-----

Total Additional Deductions-----

Total All Receipts----- 21,805.13

Total All Deductions-----

ADVANCES-----

NET DISTRIBUTION----- 21,805.13



-----COUNTY AUDITOR

-----DEPUTY AUDITOR

UPPER SANDUSKY LIBRARY

OTHER 6E

	TX/RT MILLS	EF/RT MILLS	REAL RECEIPTS	PERS-PROP RECEIPTS	TOTAL RECEIPTS	FEEES A/T/REA DETAC	RECEIPTS NET-OF-FEES	NON-BUSI	OWNER	OC	HOMESTEAD
CURRENT EXPENSE	1.400		168809.04	19771.97	188581.01	5366.36	182894.01	12542.19	1721.84		2907.20
#131		.896791000									
2009/2019/2023	1.209156200										
					6412.76 D	320.64					
A L L L E V I E S			168,809.04	19,771.97		5,366.36	182,894.01	12,542.19			2,907.20
	1.400					D 320.64					
		.8967	AGR-RES					.00	PREVIOUSLY ADVANCED		
		1.2091	COM-IND				182,894.01		BALANCE		

6,412.76 Delinquent Tax Receipts--included in figures shown above

UPPER SANDUSKY LIBRARY

OTHER 6E

ADDITIONAL SOURCES OF RECEIPTS		ADDITIONAL DEDUCTIONS	
Other		Other	
Estate Tax		County Health Dept	
Cigarette Tax		Personal Property Reimb Admin Fee	
Special Assessments		Election Expenses	4,607.21
		Advertising Delinquent	
Total Additional Receipts		Total Additional Deductions	4,607.21
Total All Receipts	182,894.01	Total All Deductions	4,607.21

ADVANCES-----

NET DISTRIBUTION----- 178,286.80

-----COUNTY AUDITOR

-----DEPUTY AUDITOR

ALL OTHER

		F E E S				R E C E I P T S				
		REAL	PERS-PROP	TOTAL	A/T/REA	R E C E I P T S				
		RECEIPTS	RECEIPTS	RECEIPTS	DETAC	NET-OF-FEES	NON-BUSI	OWNER	OC	HOMESTEAD
A L L	OTHER	282699.58	28383.52		8818.88	301587.12	21629.92	2989.99		5079.55
				D	677.10					
				311083.10						

G R A N D T O T A L S		1,340,509.71		382,200.22		828,834.85		230,404.85		
		12,308,124.44				13,238,536.35		110,216.07		
								PREVIOUSLY ADVANCED		
						13,238,536.35		BALANCE		
				D	27897.58					
				13,648,634.15						