

		CURRENT R/E	PRIOR	REF/ADJ	MANU HOMES	NON-BUSI	CR OWN	OCC CR	HOMESTEAD
1	ANTRIM TOWNSHIP /RIDGEDALE LOCAL S	95139.72				14498.66	1728.73		3392.59
2	ANTRIM TOWNSHIP /WYNFORD LOCAL S D	206490.89	1739.91			25726.46	2922.73		7470.20
3	ANTRIM TOWNSHIP /NEVADA CORPORATIO	63057.94	2801.27			7060.90	1093.14		6358.21
4	ANTRIM TOWNSHIP /UPPER SANDUSKY S	31829.33				4581.09	373.56		828.06
5	CRANE TOWNSHIP /UPPER SANDUSKY S	323884.68	4293.97	84.20-		46839.83	5276.08		7788.24
6	CRANE TOWNSHIP /UPPER SANDUSKY CO	1364200.33	8260.51	820.57-		163175.11	29639.39		65945.51
7	CRANE TOWNSHIP /WYNFORD LOCAL S D	1786.14				306.11	11.22		
8	CRANE TOWNSHIP /MOHAWK LOCAL S D	12450.65	705.87			1968.33	217.75		1013.09
9	CRAWFORD TOWNSHIP/CAREY S D	451560.72	972.71	447.89-		62015.75	6834.12		13037.96
10	CRAWFORD TOWNSHIP/CAREY CORPORATION	728996.41	18975.06	644.98-		90539.94	16557.01		31189.51
11	CRAWFORD TOWNSHIP/UPPER SANDUSKY S	8232.63				842.08	104.33		134.11
12	EDEN TOWNSHIP /UPPER SANDUSKY S	140020.01	1727.80			17760.46	1770.29		4273.80
13	EDEN TOWNSHIP /WYNFORD LOCAL S D	80638.17	953.20	52.80-		10967.40	1405.70		2832.15
14	EDEN TOWNSHIP /NEVADA CORPORATIO	46223.86	3104.42			5406.65	986.26		3859.40
15	EDEN TOWNSHIP /MOHAWK LOCAL S D					300.38			
16	JACKSON TOWNSHIP /UPPER SANDUSKY S	28949.97	827.79			3890.11	245.00		686.05
17	JACKSON TOWNSHIP /KIRBY CORPORATION	5416.81				774.19	123.47		272.88
18	JACKSON TOWNSHIP /RIVERDALE S D HAR	146393.72	5027.93	233.82-		22694.73	1716.38		2581.00
19	JACKSON TOWNSHIP /KENTON CITY S D H	18876.18				2207.35	118.10		523.47
20	MIFFLIN TOWNSHIP /UPPER SANDUSKY S	317427.25	250.00			43992.19	3980.38		6382.06
21	MIFFLIN TOWNSHIP /KIRBY CORPORATION	4742.35				586.86	99.43		658.08
22	MIFFLIN TOWNSHIP /RIVERDALE S D HAR	1904.33				494.07	29.96		130.76
23	MARSEILLES TOWNSH/UPPER SANDUSKY S	77092.67	3987.17			19272.98	1093.07		3203.90
24	MARSEILLES TOWNSH/MARSEILLES CORPOR	6262.98	261.03			1402.89	216.36		1481.22
25	MARSEILLES TOWNSH/KENTON CITY S D H	12169.82				2790.81	207.56		532.08
26	PITT TOWNSHIP /UPPER SANDUSKY S	337084.78	843.25	1119.15-		44965.77	5241.85		8464.22
27	PITT TOWNSHIP /HARPSTER CORPORAT	42686.51	400.00			5175.58	776.65		4966.47
28	PITT TOWNSHIP /WYNFORD LOCAL S D	7932.66				882.88	111.38		340.24
29	RICHLAND TOWNSHIP/RIVERDALE S D HAR	248503.31	3977.80	1147.38-		34871.47	2644.73		5085.27
30	RICHLAND TOWNSHIP/WHARTON CORPORATI	47970.53	1095.54	230.59-		6061.10	864.61		2718.80
31	RIDGE TOWNSHIP /CAREY S D	111882.90	360.85			16942.19	1886.14		3272.67
32	RIDGE TOWNSHIP /RIVERDALE S D HAR	37727.46				5112.83	393.83		378.30
33	RIDGE TOWNSHIP /VANLUE S D HANCO	38168.15				5860.63	529.63		1008.63
34	SALEM TOWNSHIP /UPPER SANDUSKY S	368985.09	1413.85			47506.28	5073.08		7253.58
35	SALEM TOWNSHIP /RIVERDALE S D HAR	34663.13	400.00			4076.13	334.31		1029.60
36	SYCAMORE TOWNSHIP/MOHAWK LOCAL S D	220442.39	6241.57			33383.30	3302.53		7110.77
37	SYCAMORE TOWNSHIP/SYCAMORE CORPORAT	142499.36	4195.58			19274.49	3580.76		12099.54
38	TYMOCHTEE TOWNSHI/MOHAWK LOCAL S D	337599.12	1541.24	2362.53-		50959.93	5240.82		11872.69
39	TYMOCHTEE TOWNSHI/UPPER SANDUSKY S	33919.80		2124.94-		5435.16	587.52		644.26
40	EDEN TWP /UPPER SANDUSKY S	66403.07				9937.39	1081.41		2339.71
41	PITT TOWNSHIP /UPPER CORPORATION	798.72				98.56			
42	SALEM TOWNSHIP /UPPER SANDUSKY CO					34.88			

\*\* COUNTY TOTALS \*\*

6251014.54	74358.32	9268.85-	840673.90	108399.27	233159.08
------------	----------	----------	-----------	-----------	-----------

		CURRENT R/E	PRIOR	REF/ADJ	PERS/PROPTY	NON-BUSI CR	OWN OCC CR	HOMESTEAD
1	ANTRIM TOWNSHIP /RIDGEDALE LOCAL S	12297.18			14797.86			
2	ANTRIM TOWNSHIP /WYNFORD LOCAL S D	2035.47			41614.29			
3	ANTRIM TOWNSHIP /NEVADA CORPORATIO	8859.74			14524.08			
4	ANTRIM TOWNSHIP /UPPER SANDUSKY S	643.73			6396.43			
5	CRANE TOWNSHIP /UPPER SANDUSKY S	17180.79			92587.43		10.90	153.18
6	CRANE TOWNSHIP /UPPER SANDUSKY CO	765806.04	447.77	98476.06-	202914.99			
7	CRANE TOWNSHIP /WYNFORD LOCAL S D				1917.71			
8	CRANE TOWNSHIP /MOHAWK LOCAL S D	488.06			4239.22			
9	CRAWFORD TOWNSHIP/CAREY S D	15956.11		2451.98-	102574.12			
10	CRAWFORD TOWNSHIP/CAREY CORPORATION	214496.43			28762.75	74.56		
11	CRAWFORD TOWNSHIP/UPPER SANDUSKY S				183.97			
12	EDEN TOWNSHIP /UPPER SANDUSKY S	849.80			23648.21			
13	EDEN TOWNSHIP /WYNFORD LOCAL S D	3759.07			15777.55			
14	EDEN TOWNSHIP /NEVADA CORPORATIO	639.02			18548.47			
15	EDEN TOWNSHIP /MOHAWK LOCAL S D				241.52			
16	JACKSON TOWNSHIP /UPPER SANDUSKY S	282.47			4921.32			
17	JACKSON TOWNSHIP /KIRBY CORPORATION	2447.14			1900.04			
18	JACKSON TOWNSHIP /RIVERDALE S D HAR				15129.87			
19	JACKSON TOWNSHIP /KENTON CITY S D H				3600.30			
20	MIFFLIN TOWNSHIP /UPPER SANDUSKY S				26188.60		14.35	
21	MIFFLIN TOWNSHIP /KIRBY CORPORATION	130.73			944.70			
22	MIFFLIN TOWNSHIP /RIVERDALE S D HAR				1.76			
23	MARSEILLES TOWNSH/UPPER SANDUSKY S				35614.85			
24	MARSEILLES TOWNSH/MARSEILLES CORPOR		300.00		3037.05			
25	MARSEILLES TOWNSH/KENTON CITY S D H				5124.27			
26	PITT TOWNSHIP /UPPER SANDUSKY S	16270.45			226520.55			
27	PITT TOWNSHIP /HARPSTER CORPORAT	1409.05			26321.07			
28	PITT TOWNSHIP /WYNFORD LOCAL S D				51.21			
29	RICHLAND TOWNSHIP/RIVERDALE S D HAR	61.59			39108.88			
30	RICHLAND TOWNSHIP/WHARTON CORPORATI	6439.34		11595.84-	3396.94			
31	RIDGE TOWNSHIP /CAREY S D				20558.63			
32	RIDGE TOWNSHIP /RIVERDALE S D HAR				7307.09			
33	RIDGE TOWNSHIP /VANLUE S D HANCO	155.93			4938.39			
34	SALEM TOWNSHIP /UPPER SANDUSKY S	34121.34			56137.99			
35	SALEM TOWNSHIP /RIVERDALE S D HAR				3915.69			
36	SYCAMORE TOWNSHIP/MOHAWK LOCAL S D	321.76	275.00		69516.30			
37	SYCAMORE TOWNSHIP/SYCAMORE CORPORAT	24615.99			4138.05			
38	TYMOCHTEE TOWNSHI/MOHAWK LOCAL S D	6938.97			113831.28		26.94	185.71
39	TYMOCHTEE TOWNSHI/UPPER SANDUSKY S				3247.72			
40	EDEN TWP /UPPER SANDUSKY S							
41	PITT TOWNSHIP /UPPER CORPORATION				380.29			
42	SALEM TOWNSHIP /UPPER SANDUSKY CO				372.17			

\*\* COUNTY TOTALS \*\*

1136206.20	1022.77	112523.88-	1244933.61	74.56	52.19	338.89
		P/P				
		PRIOR P/P	9085.13			

TOTAL COLLECTION & ROLLEBACKS:	9,890,233.33
REAL ESTATE ASSESSMENT	
.0400000 (1ST \$ 500,000)	20,000.00
.0200000 (NEXT \$10,000,000)	187,804.67
.0075000 (BALANCE )	.00
T O T A L	207,804.67 *
AUDITOR	
.0250000 (1ST \$ 100,000)	2,500.00
.0083180 (NEXT \$ 2,000,000)	16,636.00
.0066550 (NEXT \$ 2,000,000)	13,310.00
.0016630 (BALANCE )	9,629.16
T O T A L	42,075.16 *
TREASURER	
.0094950 (1ST \$ 6,020,000)	57,159.90
.0019960 (BALANCE )	7,724.99
T O T A L	64,884.89 *
GRAND TOTAL FEES:	314,764.72 *

WYANDOT COUNTY						COUNTY	1A					
	TX/RT MILLS	EF/RT MILLS	REAL RECEIPTS	PERS-PROP RECEIPTS	TOTAL RECEIPTS	FEEES		RECEIPTS				
						A/T/REA DETAC		NET-OF-FEES	NON-BUSI	OWNER	OC	HOMESTEAD
COUNTY GENERAL	2.900		572420.06	65414.80	637834.86	23992.59		613520.83	78075.14	10019.95		18474.68
# 1	2.9000000000		496723.24		5881.23	19199.20		294.06	477229.98	78069.90	10015.59	18449.86
/ /	2.9000000000		75696.82		547.58	4793.39		27.38	136290.85	5.24	4.36	24.82
					6428.81	D 321.44						
HEALTH DISTRICT	.700		140905.83	15789.77	156695.60	5176.48		151449.85				3943.45
# 2 NO RLBK	.619014900		124829.42		1255.38	4098.13		62.77	120668.52			3938.18
2019/2019/2024	.615822200		16076.41		130.07	1078.35		6.50	30781.33			5.27
					1385.45	D 69.27						
MENTAL HEALTH/REC	.600		120709.11	13534.11	134243.22	4434.59		129749.26				3380.10
# 3 NO RLBK	.530584200		106996.63		1076.04	3512.69		53.80	103430.14			3375.60
2017/ /2026	.525268800		13712.48		111.43	921.90		5.57	26319.12			4.50
					1187.47	D 59.37						
SENIOR CITIZENS	1.000		201294.10	22556.80	223850.90	7394.97		216356.97				5633.50
# 4 NO RLBK	.884307000		178327.74		1793.37	5854.48		89.67	172383.59			5625.97
2019/ /2023	.879746000		22966.36		185.82	1540.49		9.29	43973.38			7.53
					1979.19	D 98.96						
SENIOR CITIZENS	.800		107561.85	18045.48	125607.33	4678.52		120868.53	14033.52	1801.22		3322.16
# 5	.521244800		89280.85		1057.10	3450.86		52.86	85777.13	14032.26	1800.17	3316.17
2009/2019/2023	.700358400		18281.00		148.56	1227.66		7.42	35091.40	1.26	1.05	5.99
					1205.66	D 60.28						
A L L L E V I E S			135,340.96		45,677.15				92,108.66			34,753.89
CLASS-1			1,142,890.95						1,231,945.44		11,821.17	
CLASS-2			996,157.88		11063.12			553.16	92,102.16			34,705.78
			146,733.07		1123.46			56.16	959,489.36		11,815.76	
					D 609.32				6.50			48.11
6.000					1,278,231.91				272,456.08		5.41	
5.4550 AGR-RES												
5.6210 COM-IND												
									.00 PREVIOUSLY ADVANCED			
									1,231,945.44 BALANCE			

12,186.58 Delinquent Tax Receipts--included in figures shown above

WYANDOT COUNTY

COUNTY 1A

-----  
ADDITIONAL  
SOURCES OF RECEIPTS

-----  
ADDITIONAL  
DEDUCTIONS

Other-----

Other-----

Estate Tax-----

County Health Dept-----

Cigarette Tax-----

Personal Property Reimb Admin Fee-----

Special Assessments-----

Election Expenses-----

Advertising Delinquent-----

Total Additional Receipts-----

Total Additional Deductions-----

Total All Receipts----- 1,231,945.44

Total All Deductions-----

ADVANCES-----

NET D I S T R I B U T I O N----- 1,231,945.44

-----COUNTY AUDITOR

-----DEPUTY AUDITOR

WYANDOT COUNTY

COUNTY 1B

		TX/RT	EF/RT	REAL	PERS-PROP	TOTAL	FEE	RECEIPTS				
		MILLS	MILLS	RECEIPTS	RECEIPTS	RECEIPTS	A/T/REA	NET-OF-FEES	NON-BUSI	OWNER	OC	HOMESTEAD
							DETAC					
ANGELINE SCHOOLS	2.950			364945.62	66542.64	431488.26	16025.67	415259.06	46768.10	6003.16		11073.43
# 6	1.737083900			297534.45		3522.83	11500.21	176.14	285858.10	46763.44	5999.28	11051.33
2006/2011/CONT	2.582571600			67411.17		547.85	4525.46	27.39	129400.96	4.66	3.88	22.10
						4070.68	D 203.53					
ANGELINE SCHOOLS	1.500			301772.85	33835.26	335608.11	11086.48	324373.20				8450.21
# 7 NO RLBK	1.326460500			267491.63		2690.07	8781.72	134.50	258575.41			8438.98
2022/ /2026	1.313172000			34281.22		278.57	2304.76	13.93	65797.79			11.23
						2968.64	D 148.43					
A L L	L E V I E S				100,377.90		27,112.15			46,768.10		19,523.64
				666,718.47					739,632.26	6,003.16		
	CLASS-1						20,281.93	310.64		46,763.44		19,490.31
				565,026.08		6212.90			544,433.51	5,999.28		
	CLASS-2						6,830.22	41.32		4.66		33.33
				101,692.39		826.42			195,198.75		3.88	
							D 351.96					
	4.450					767,096.37						
	3.0634	AGR-RES							.00	PREVIOUSLY ADVANCED		
	3.8956	COM-IND							739,632.26	BALANCE		

7,039.32 Delinquent Tax Receipts--included in figures shown above

WYANDOT COUNTY

COUNTY 1B

-----  
ADDITIONAL  
SOURCES OF RECEIPTS  
-----

-----  
ADDITIONAL  
DEDUCTIONS  
-----

Other-----

Other-----

Estate Tax-----

County Health Dept-----

Cigarette Tax-----

Personal Property Reimb Admin Fee-----

Special Assessments-----

Election Expenses----- 999.75

Advertising Delinquent-----

Total Additional Receipts-----

Total Additional Deductions----- 999.75

Total All Receipts----- 739,632.26

Total All Deductions----- 999.75

ADVANCES-----

NET DISTRIBUTION----- 738,632.51



-----COUNTY AUDITOR

-----DEPUTY AUDITOR

ALL COUNTY

REAL RECEIPTS		PERS-PROP RECEIPTS	TOTAL RECEIPTS	FEE A/T/REA DETAC	RECEIPTS NET-OF-FEES	NON-BUSI	OWNER	OC	HOMESTEAD
---------------	--	--------------------	----------------	-------------------------	-------------------------	----------	-------	----	-----------

A L L	COUNTY	1809609.42	235718.86	72789.30	1971577.70	138876.76	17824.33	54277.53	
				D 961.28					
			2045328.28						



CAREY EVSD

BOARD OF ED 2A

	TX/RT MILLS	EF/RT MILLS	REAL RECEIPTS	PERS-PROP RECEIPTS	TOTAL RECEIPTS	FEEES A/T/REA DETAC		RECEIPTS			
								NET-OF-FEES	NON-BUSI	OWNER OC	HOMESTEAD
BOND # 8	4.850		194444.99	10633.84	205078.83	7634.00		197312.17	24501.37	3646.12	6228.97
2013/	4.850000000		169644.80		2653.29	6492.86	132.66	163019.28	24492.61	3646.12	6228.97
/2049	4.850000000		24800.19			1141.14		34292.89	8.76		
					2653.29 D	132.66					
CLASSROOM FACILIT # 9	.500		15498.85	1096.27	16595.12	615.11		15969.60	1922.39	286.07	488.71
2013/	.380516000		13309.79		208.17	509.41	10.41	12789.97	1921.62	286.07	488.71
/2035	.428098500		2189.06			105.70		3179.63	.77		
					208.17 D	10.41					
GENERAL # 10	7.800		150691.25	17101.85	167793.10	6135.31		161563.02	17507.21	2604.68	4449.80
1991/	3.464697600		121189.27		1895.43	4638.31	94.77	116456.19	17496.79	2604.68	4449.80
/CONT	5.769496200		29501.98			1497.00		45106.83	10.42		
					1895.43 D	94.77					
GENERAL # 11	2.900		32955.12	6358.38	39313.50	1433.80		37857.86	4034.03	600.26	1025.49
1977/	.798459900		27928.77		436.81	1068.93	21.84	26838.00	4032.25	600.26	1025.49
/CONT	.982969500		5026.35			364.87		11019.86	1.78		
					436.81 D	21.84					
GENERAL # 12	4.800		91734.04	10524.21	102258.25	3743.43		98456.50	10773.32	1602.88	2738.34
1989/	2.132121600		74578.01		1166.42	2854.35	58.32	71665.34	10767.26	1602.88	2738.34
/CONT	3.355084800		17156.03			889.08		26791.16	6.06		
					1166.42 D	58.32					
GENERAL # 13	5.000		80544.51	10962.72	91507.23	3344.75		88110.87	9532.87	1418.35	2423.10
1979/	1.886670000		65992.52		1032.14	2525.75	51.61	63415.16	9527.73	1418.35	2423.10
/CONT	2.845830000		14551.99			819.00		24695.71	5.14		
					1032.14 D	51.61					
GENERAL # 14	24.400		277277.68	53498.10	330775.78	12063.71		318528.31	33941.37	5050.49	8628.20
1976/	6.718076400		234986.96		3675.27	8993.72	183.76	225809.48	33926.43	5050.49	8628.20
/CONT	8.270502000		42290.72			3069.99		92718.83	14.94		
					3675.27 D	183.76					
GENERAL # 15	5.000		200458.75	10962.72	211421.47	7870.11		203414.59	25259.14	3758.88	6421.63
/	5.000000000		174891.55		2735.35	6693.67	136.77	168061.11	25250.11	3758.88	6421.63
/	5.000000000		25567.20			1176.44		35353.48	9.03		
					2735.35 D	136.77					

A L L	L E V I E S								
		121,138.09		42,840.22				127,471.70	32,404.24
		1,043,605.19						1,121,212.92	18,967.73
	CLASS-1			33,777.00	690.14			127,414.80	32,404.24
		882,521.67		13802.88				848,054.53	18,967.73
	CLASS-2			9,063.22					56.90
		161,083.52						273,158.39	
						D	690.14		
55.250				1,164,743.28					
	25.2302 AGR-RES							.00 PREVIOUSLY ADVANCED	
	31.5016 COM-IND							1,121,212.92 BALANCE	

13,802.88 Delinquent Tax Receipts--included in figures shown above

CAREY EVSD

BOARD OF ED 2A

-----  
ADDITIONAL  
SOURCES OF RECEIPTS  
-----

-----  
ADDITIONAL  
DEDUCTIONS  
-----

Other-----

Other-----

Estate Tax-----

County Health Dept-----

Cigarette Tax-----

Personal Property Reimb Admin Fee-----

Special Assessments-----

Election Expenses-----

Advertising Delinquent-----

Total Additional Receipts-----


Total Additional Deductions-----

Total All Receipts----- 1,121,212.92

Total All Deductions-----

ADVANCES-----

NET D I S T R I B U T I O N----- 1,121,212.92



-----COUNTY AUDITOR

-----DEPUTY AUDITOR

KENTON CSD

BOARD OF ED 2B

		TX/RT	EF/RT	REAL	PERS-PROP	TOTAL	A/T/REA	RECEIPTS				
		MILLS	MILLS	RECEIPTS	RECEIPTS	RECEIPTS	DETAC	NET-OF-FEES	NON-BUSI	OWNER	OC	HOMESTEAD
-----												
BOND		2.900		1923.92	413.27	2337.19	90.89	2246.30	422.48	27.48		68.80
# 16		2.9000000000		1923.92			77.74	1846.18	422.48	27.48		68.80
	2011/ /2038	2.9000000000					13.15	400.12				
D												
-----												
BOND		6.400		5238.90	912.03	6150.93	200.59	5950.34				151.82
# 17 NO RLBK		6.4000000000		5238.90			171.56	5067.34				151.82
	2021/ /2057	6.4000000000					29.03	883.00				
D												
-----												
CLASSROOM FACILIT		.500		265.32	71.26	336.58	12.99	323.59	58.27	3.79		9.49
# 18		.399941000		265.32			10.72	254.60	58.27	3.79		9.49
	2011/ /CONT	.493675500					2.27	68.99				
D												
-----												
GENERAL		4.800		1988.67	684.02	2672.69	102.13	2570.56	436.70	28.41		71.11
# 19		2.997614400		1988.67			80.36	1908.31	436.70	28.41		71.11
	1985/ /CONT	4.739284800					21.77	662.25				
D												
-----												
GENERAL		3.500		2321.97	498.77	2820.74	109.70	2711.04	509.88	33.17		83.03
# 20		3.5000000000		2321.97			93.82	2228.15	509.88	33.17		83.03
	/ /	3.5000000000					15.88	482.89				
D												
-----												
GENERAL		4.600		1843.43	655.52	2498.95	95.35	2403.60	404.80	26.33		65.92
# 21		2.778666800		1843.43			74.49	1768.94	404.80	26.33		65.92
	1980/ /CONT	3.378336600					20.86	634.66				
D												
-----												
GENERAL		21.300		7791.11	3035.36	10826.47	411.42	10415.05	1710.85	111.28		278.59
# 22		11.743818900		7791.11			314.82	7476.29	1710.85	111.28		278.59
	1976/ /CONT	13.429245300					96.60	2938.76				
D												
-----												
A L L	L E V I E S				6,270.23		1,023.07		3,542.98			728.76
				21,373.32				26,620.48		230.46		
	CLASS-1						823.51		3,542.98			728.76
				21,373.32				20,549.81		230.46		
	CLASS-2						199.56					
								6,070.67				
D												
		44.000				27,643.55						
		30.7199	AGR-RES						.00	PREVIOUSLY ADVANCED		
		34.8403	COM-IND					26,620.48	BALANCE			

KENTON CSD

-----  
ADDITIONAL  
SOURCES OF RECEIPTS  
-----

-----  
ADDITIONAL  
DEDUCTIONS  
-----

Other-----

Other-----

Estate Tax-----

County Health Dept-----

Cigarette Tax-----

Personal Property Reimb Admin Fee-----

Special Assessments-----

Election Expenses-----

Advertising Delinquent-----

Total Additional Receipts-----

Total Additional Deductions-----

Total All Receipts----- 26,620.48

Total All Deductions-----

ADVANCES-----

NET DISTRIBUTION----- 26,620.48



----- COUNTY AUDITOR

----- DEPUTY AUDITOR

MOHAWK LSD

BOARD OF ED 2C

				MOHAWK LSD		FEES		RECEIPTS				
		TX/RT MILLS	EF/RT MILLS	REAL RECEIPTS	PERS-PROP RECEIPTS	TOTAL RECEIPTS	A/T/REA DETAC	NET-OF-FEES	NON-BUSI	OWNER OC	HOMESTEAD	
BOND		.900		18273.12	3146.17	21419.29	811.78	20584.05	2903.30	335.87	790.11	
# 23		.900000000		17657.80		315.77	690.07	15.79	16951.94	2903.30	335.27	
	2003/ /2030	.900000000		615.32		153.35	121.71	7.67	3632.11		.60	
						469.12	D 23.46				3.85	
BOND		.200		4060.69	699.14	4759.83	180.40	4574.22	645.19	74.64	175.58	
# 24		.200000000		3923.95		70.16	153.35	3.51	3767.09	645.19	74.51	
	2003/ /2030	.200000000		136.74		34.08	27.05	1.70	807.13		.13	
						104.24	D 5.21				.85	
CLASSROOM FACILIT		.500		6563.74	1747.86	8311.60	310.39	7991.39	1023.01	118.47	279.19	
# 25		.317124000		6221.90		111.27	243.15	5.56	5973.19	1023.01	118.13	
	2003/ /2025	.500000000		341.84		85.19	67.24	4.26	2018.20		.34	
						196.46	D 9.82				2.14	
GENERAL		6.000		67411.78	20974.46	88386.24	3286.10	84992.05	10553.74	1221.88	2878.28	
# 26		3.271566000		64187.41		1147.87	2508.45	57.39	61621.57	10553.74	1218.71	
	1980/ /CONT	4.716204000		3224.37		1013.92	777.65	50.70	23370.48		3.17	
						2161.79	D 108.09				20.16	
GENERAL		22.900		224345.67	80052.52	304398.19	11271.90	292741.99	35344.02	4090.61	9630.40	
# 27		10.956344700		214961.11		3844.14	8400.69	192.21	206368.21	35344.02	4081.39	
	1976/ /CONT	13.726557700		9384.56		3841.82	2871.21	192.09	86373.78		9.22	
						7685.96	D 384.30				58.67	
GENERAL		5.000		101517.32	17478.72	118996.04	4509.90	114355.83	16129.47	1865.93	4389.49	
# 28		5.000000000		98098.92		1754.29	3833.71	87.71	94177.50	16129.47	1862.57	
	/ /	5.000000000		3418.40		851.93	676.19	42.60	20178.33		3.36	
						2606.22	D 130.31				21.37	
GENERAL		3.000		35114.11	10487.23	45601.34	1697.18	43848.92	5484.15	635.02	1496.19	
# 29		1.700040000		33354.41		596.47	1303.49	29.82	32021.10	5484.15	633.29	
	1986/ /CONT	2.573874000		1759.70		508.37	393.69	25.42	11827.82		1.73	
						1104.84	D 55.24				11.00	
A L L L E V I E S					134,586.10		22,067.65			72,082.88		19,639.24
				457,286.43					569,088.45	8,342.42		
		CLASS-1					17,132.91	391.99	72,082.88			19,521.20
				438,405.50		7839.97			420,880.60	8,323.87		
		CLASS-2					4,934.74	324.44				118.04
				18,880.93		6488.66			148,207.85		18.55	
						D	716.43					
		38.500				591,872.53						
		22.3449	AGR-RES						.00	PREVIOUSLY ADVANCED		
		27.6165	COM-IND						569,088.45	BALANCE		

14,328.63 Delinquent Tax Receipts--included in figures shown above

MOHAWK LSD

BOARD OF ED 2C

-----  
ADDITIONAL  
SOURCES OF RECEIPTS  
-----

-----  
ADDITIONAL  
DEDUCTIONS  
-----

Other-----

Other-----

Estate Tax-----

County Health Dept-----

Cigarette Tax-----

Personal Property Reimb Admin Fee-----

Special Assessments-----

Election Expenses-----

Advertising Delinquent-----

Total Additional Receipts-----

Total Additional Deductions-----

Total All Receipts----- 569,088.45

Total All Deductions-----

ADVANCES-----

NET DISTRIBUTION----- 569,088.45



-----COUNTY AUDITOR

-----DEPUTY AUDITOR

RIDGEDALE LSD

BOARD OF ED 2D

		TX/RT	EF/RT	REAL	PERS-PROP	TOTAL	A/T/REA	RECEIPTS				
		MILLS	MILLS	RECEIPTS	RECEIPTS	RECEIPTS	DETAC	NET-OF-FEES	NON-BUSI	OWNER	OC	HOMESTEAD
-----												
EMERGENCY		3.270		9405.13	773.98	10179.11	384.75	9794.36	1434.36	171.02		304.66
# 30		3.270000000		8395.48			327.98	8067.50	1434.36	171.02		304.66
2017/	/2026	3.270000000		1009.65			56.77	1726.86				
D												
-----												
GENERAL		5.500		15819.04	1301.80	17120.84	647.13	16473.71	2412.53	287.65		512.42
# 31		5.500000000		14120.85			551.65	13569.20	2412.53	287.65		512.42
/	/	5.500000000		1698.19			95.48	2904.51				
D												
-----												
GENERAL		4.500		6498.88	1065.11	7563.99	281.63	7282.36	965.11	115.07		204.99
# 32		2.200221000		5648.91			220.68	5428.23	965.11	115.07		204.99
1978/	/CONT	2.752834500		849.97			60.95	1854.13				
D												
-----												
GENERAL		30.700		35205.92	7266.38	42472.30	1580.37	40891.93	5395.20	643.29		1145.94
# 33		12.299801500		31578.83			1233.67	30345.16	5395.20	643.29		1145.94
1976/	/CONT	11.747170800		3627.09			346.70	10546.77				
D												
-----												
A L L	L E V I E S				10,407.27		2,893.88		10,207.20			2,168.01
				66,928.97				74,442.36		1,217.03		
	CLASS-1						2,333.98		10,207.20			2,168.01
				59,744.07				57,410.09		1,217.03		
	CLASS-2						559.90					
				7,184.90				17,032.27				
D												
		43.970				77,336.24						
		23.2700		AGR-RES					.00	PREVIOUSLY	ADVANCED	
		23.2699		COM-IND				74,442.36		BALANCE		

RIDGEDALE LSD

BOARD OF ED 2D

-----  
ADDITIONAL  
SOURCES OF RECEIPTS  
-----

-----  
ADDITIONAL  
DEDUCTIONS  
-----

Other-----

Other-----

Estate Tax-----

County Health Dept-----

Cigarette Tax-----

Personal Property Reimb Admin Fee-----

Special Assessments-----

Election Expenses-----

Advertising Delinquent-----

Total Additional Receipts-----

Total Additional Deductions-----

Total All Receipts----- 74,442.36

Total All Deductions-----

ADVANCES-----

NET DISTRIBUTION----- 74,442.36



-----COUNTY AUDITOR

-----DEPUTY AUDITOR



RIVERDALE LSD

BOARD OF ED 2E

	TX/RT MILLS	EF/RT MILLS	REAL RECEIPTS	PERS-PROP RECEIPTS	TOTAL RECEIPTS	FEEES A/T/REA DETAC	RECEIPTS				
							NET-OF-FEES	NON-BUSI	OWNER	OC	HOMESTEAD
CLASSROOM FACILI	.500		4584.38	847.32	5431.70	180.82					90.87
# 34 NO RLBK	.253797500		4648.80		80.32	150.84	4.02				90.87
2000/ /2022	.463252500		64.42			29.98					
					80.32 D	4.02					
BOND	1.300		20111.89	2203.06	22314.95	852.14					465.52
# 35	1.300000000		20292.68		411.41	772.65	20.57				465.52
2000/ /2022	1.300000000		180.79			79.49					
					411.41 D	20.57					
GENERAL	20.500		246660.21	34740.52	281400.73	10692.92					5708.19
# 36	15.940656500		248829.74		5044.77	9474.32	252.24				5708.19
1976/ /CONT	15.600008000		2169.53			1218.60					
					5044.77 D	252.24					
GENERAL	4.400		68071.02	7456.50	75527.52	2884.16					1575.59
# 37	4.400000000		68682.93		1392.48	2615.14	69.62				1575.59
/ /	4.400000000		611.91			269.02					
					1392.48 D	69.62					
A L L L E V I E S				45,247.40		14,610.04					7,840.17
			339,427.50								
CLASS-1						13,012.95	346.45				4,419.05
CLASS-2			342,454.15		6928.98						7,840.17
						1,597.09					
			3,026.65-								
26.700						D 346.45					
					384,674.90						
21.8943 AGR-RES											.00 PREVIOUSLY ADVANCED
21.7632 COM-IND											369,718.41 BALANCE

6,928.98 Delinquent Tax Receipts--included in figures shown above

RIVERDALE LSD

BOARD OF ED 2E

-----  
ADDITIONAL  
SOURCES OF RECEIPTS  
-----

-----  
ADDITIONAL  
DEDUCTIONS  
-----

Other-----

Other-----

Estate Tax-----

County Health Dept-----

Cigarette Tax-----

Personal Property Reimb Admin Fee-----

Special Assessments-----

Election Expenses----- 7,903.29

Advertising Delinquent-----

Total Additional Receipts-----

Total Additional Deductions----- 7,903.29

Total All Receipts----- 369,718.41

Total All Deductions----- 7,903.29

ADVANCES-----

NET DISTRIBUTION----- 361,815.12



-----COUNTY AUDITOR

-----DEPUTY AUDITOR

UPPER SANDUSKY EVSD

BOARD OF ED 2F

	TX/RT MILLS	EF/RT MILLS	REAL RECEIPTS	PERS-PROP RECEIPTS	TOTAL RECEIPTS	FEES		RECEIPTS						
						A/T/REA DETAC		NET-OF-FEES	NON-BUSI	OWNER	OC	HOMESTEAD		
GENERAL	5.000		322621.14	67536.15	390157.29	14450.50		375614.60	39235.94	5240.10	9160.59			
# 38	2.816620000		247708.22		1774.22	9589.93		88.71	238029.58	39235.94	5236.96	9144.43		
1986/ /CONT	3.773025000		74912.92		69.55	4860.57		3.48	137585.02		3.14	16.16		
					1843.77	D 92.19								
GENERAL	4.800		517440.34	64834.70	582275.04	21859.94		560259.50	66864.75	8928.68	15604.22			
# 39	4.800000000		422136.97		3023.55	16342.88		151.18	405642.91	66864.75	8924.68	15583.66		
/ /	4.800000000		95303.37		88.49	5517.06		4.42	154616.59		4.00	20.56		
					3112.04	D 155.60								
GENERAL	20.300		1118869.30	274196.77	1393066.07	51565.79		1341160.02	146511.13	19563.51	34188.09			
# 40	10.517551800		924968.19		6625.07	35809.80		331.25	888827.14	146511.13	19555.38	34146.27		
1976/ /CONT	9.765924000		193901.11		180.03	15755.99		9.01	452332.88		8.13	41.82		
					6805.10	D 340.26								
GENERAL	3.600		198535.01	48626.03	247161.04	9148.97		237951.71	25991.48	3470.61	6065.07			
# 41	1.865844000		164092.06		1175.31	6352.76		58.77	157680.53	25991.48	3469.17	6057.64		
1977/ /CONT	1.734735600		34442.95		31.97	2796.21		1.59	80271.18		1.44	7.43		
					1207.28	D 60.36								
PERMANENT IMPROVE	2.000		209806.09	27014.46	236820.55	7863.28		228902.42			5497.39			
# 42 NO RLBK	1.690994000		175414.71		1065.16	5757.44		53.26	169604.01		5489.97			
2015/ /CONT	1.732066000		34391.38		31.93	2105.84		1.59	59298.41		7.42			
					1097.09	D 54.85								
-----														
A L L	L E V I E S			482,208.11		104,888.48			278,603.30		70,515.36			
		2,367,271.88						2,743,888.25		37,202.90				
	CLASS-1					73,852.81		683.17	278,603.30		70,421.97			
		1,934,320.15			13663.31			1,859,784.17		37,186.19				
	CLASS-2					31,035.67		20.09			93.39			
		432,951.73			401.97			884,104.08		16.71				
					D	703.26								
	35.700				2,849,479.99									
	21.6908	AGR-RES							.00	PREVIOUSLY ADVANCED				
	21.8056	COM-IND							2,743,888.25	BALANCE				

14,065.28 Delinquent Tax Receipts--included in figures shown above

UPPER SANDUSKY EVSD

ADDITIONAL  
SOURCES OF RECEIPTS

ADDITIONAL  
DEDUCTIONS

Other-----

Other-----

Estate Tax-----

County Health Dept-----

Cigarette Tax-----

Personal Property Reimb Admin Fee-----

Special Assessments-----

Election Expenses-----

Advertising Delinquent-----

Total Additional Receipts-----

Total Additional Deductions-----

Total All Receipts----- 2,743,888.25

Total All Deductions-----

ADVANCES-----

NET D I S T R I B U T I O N----- 2,743,888.25



-----COUNTY AUDITOR

-----DEPUTY AUDITOR

VANLUE LSD

BOARD OF ED 2G

		TX/RT MILLS	EF/RT MILLS	REAL RECEIPTS	PERS-PROP RECEIPTS	TOTAL RECEIPTS	FEEES A/T/REA DETAC	RECEIPTS			
								NET-OF-FEES	NON-BUSI	OWNER OC	HOMESTEAD
EMERGENCY		5.210		5282.48	478.59	5761.07	219.20	5541.87	903.34	81.64	141.41
# 43		5.210000000		5262.06			203.32	5058.74	903.34	81.64	141.41
2019/	/2028	5.210000000		20.42			15.88	483.13			
D											
GENERAL		6.000		6083.49	551.16	6634.65	252.44	6382.21	1040.31	94.01	162.85
# 44		6.000000000		6059.97			234.15	5825.82	1040.31	94.01	162.85
/	/	6.000000000		23.52			18.29	556.39			
D											
GENERAL		25.000		14194.81	2296.50	16491.31	621.18	15870.13	2427.40	219.37	379.99
# 45		14.000025000		14139.93			546.34	13593.59	2427.40	219.37	379.99
1976/	/CONT	14.000025000		54.88			74.84	2276.54			
D											
PERMANENT IMPROVE		4.000		1478.81	367.44	1846.25	68.77	1777.48	252.32	22.80	39.50
# 46		1.455276000		1469.83			56.79	1413.04	252.32	22.80	39.50
1994/	/CONT	2.291240000		8.98			11.98	364.44			
D											
A L L L E V I E S				27,039.59	3,693.69		1,161.59		4,623.37		723.75
CLASS-1							1,040.60	29,571.69		417.82	
CLASS-2				26,931.79				25,891.19		417.82	723.75
				107.80							
								3,680.50			
D											
40.210						30,733.28					
		26.6652 AGR-RES						.00 PREVIOUSLY ADVANCED			
		27.5012 COM-IND						29,571.69 BALANCE			

VANLUE LSD

BOARD OF ED 2G

-----  
ADDITIONAL  
SOURCES OF RECEIPTS  
-----

-----  
ADDITIONAL  
DEDUCTIONS  
-----

Other-----

Other-----

Estate Tax-----

County Health Dept-----

Cigarette Tax-----

Personal Property Reimb Admin Fee-----

Special Assessments-----

Election Expenses-----

Advertising Delinquent-----

Total Additional Receipts-----

Total Additional Deductions-----

Total All Receipts----- 29,571.69

Total All Deductions-----

ADVANCES-----

NET DISTRIBUTION----- 29,571.69



-----COUNTY AUDITOR

-----DEPUTY AUDITOR

WYNFORD LSD

BOARD OF ED 2H

		TX/RT EF/RT		REAL	PERS-PROP	TOTAL	FEES		RECEIPTS				
		MILLS	MILLS	RECEIPTS	RECEIPTS	RECEIPTS	A/T/REA	DETAC	NET-OF-FEES	NON-BUSI	OWNER	OC	HOMESTEAD
BOND		3.000		27500.24	3586.77	31087.01	1189.76		29869.69	4361.50	565.23		1366.04
# 47		3.000000000		26669.99		551.14	1049.07		25593.36	4361.50	565.23		1366.04
	1998/ /2022	3.000000000		830.25			140.69		4276.33				
						551.14	D	27.56					
BOND		3.160		34156.40	3778.07	37934.47	1253.21		36652.23				1438.90
# 48 NO RLBK		3.160000000		33281.87		580.53	1105.02		32147.82				1438.90
	2017/ /2053	3.160000000		874.53			148.19		4504.41				
						580.53	D	29.03					
EMERGENCY		1.550		14208.47	1853.16	16061.63	614.71		15432.68	2253.43	292.03		705.80
# 49		1.550000000		13779.51		284.76	542.02		13223.25	2253.43	292.03		705.80
	2012/2021/2023	1.550000000		428.96			72.69		2209.43				
						284.76	D	14.24					
GENERAL		6.500		22449.05	7771.36	30220.41	1124.81		29073.18	3548.26	459.84		1111.34
# 50		2.440626500		21697.16		448.36	853.46		20821.28	3548.26	459.84		1111.34
	1977/ /CONT	2.716902500		751.89			271.35		8251.90				
						448.36	D	22.42					
GENERAL		22.100		48472.57	26422.65	74895.22	2733.71		72113.36	7620.20	987.53		2386.69
# 51		5.241457000		46596.53		962.93	1832.88		44715.50	7620.20	987.53		2386.69
	1976/ /CONT	6.778887700		1876.04			900.83		27397.86				
						962.93	D	48.15					
GENERAL		7.900		32298.78	9445.20	41743.98	1558.59		40153.75	5007.25	648.91		1568.30
# 52		3.444170900		30618.65		632.73	1204.39		29382.62	5007.25	648.91		1568.30
	1985/ /CONT	6.070968300		1680.13			354.20		10771.13				
						632.73	D	31.64					
GENERAL		5.600		51333.72	6695.33	58029.05	2220.88		55756.73	8141.48	1055.09		2549.94
# 53		5.600000000		49783.93		1028.80	1958.26		47774.23	8141.48	1055.09		2549.94
	/ /	5.600000000		1549.79			262.62		7982.50				
						1028.80	D	51.44					
GENERAL		6.900		41277.71	8249.61	49527.32	1874.05		47612.32	6481.68	840.00		2030.09
# 54		4.458338400		39634.59		819.04	1559.03		38034.61	6481.68	840.00		2030.09
	2003/2021/2023	5.937243000		1643.12			315.02		9577.71				
						819.04	D	40.95					
PERMANENT IMP		1.000		10614.04	1195.58	11809.62	390.17		11410.40				448.60
# 55 NO RLBK		.985158000		10375.91		180.98	344.50		10022.36				448.60
	2017/ /CONT	.860470000		238.13			45.67		1388.04				
						180.98	D	9.05					
A L L	L E V I E S				68,997.73		12,959.89			37,413.80			13,605.70
				282,310.98					338,074.34		4,848.63		
	CLASS-1						10,448.63	274.48		37,413.80			13,605.70
				272,438.14		5489.27			261,715.03		4,848.63		
	CLASS-2						2,511.26						
				9,872.84					76,359.31				
							D	274.48					
	57.710					351,308.71							
		29.8795	AGR-RES						.00	PREVIOUSLY	ADVANCED		
		35.6742	COM-IND						338,074.34	BALANCE			

5,489.27 Delinquent Tax Receipts--included in figures shown above



WYNFORD LSD

BOARD OF ED 2H

-----  
ADDITIONAL  
SOURCES OF RECEIPTS  
-----

-----  
ADDITIONAL  
DEDUCTIONS  
-----

Other-----

Other-----

Estate Tax-----

County Health Dept-----

Cigarette Tax-----

Personal Property Reimb Admin Fee-----

Special Assessments-----

Election Expenses-----

Advertising Delinquent-----

Total Additional Receipts-----

Total Additional Deductions-----

Total All Receipts----- 338,074.34

Total All Deductions-----

ADVANCES-----

NET D I S T R I B U T I O N----- 338,074.34



-----COUNTY AUDITOR

-----DEPUTY AUDITOR

ALL BOARD OF ED

	REAL RECEIPTS	PERS-PROP RECEIPTS	TOTAL RECEIPTS	FEE A/T/REA DETAC	RECEIPTS NET-OF-FEES NON-BUSI OWNER OC HOMESTEAD
--	------------------	-----------------------	-------------------	-------------------------	---

A L L BOARD OF ED	4605243.86	872548.62	202444.82	D 2730.76	5272616.90 588112.60 75646.04 147625.23
			5477792.48		

OHIO HI-POINT JVSD

J V S 3B

	TX/RT MILLS	EF/RT MILLS	REAL RECEIPTS	PERS-PROP RECEIPTS	TOTAL RECEIPTS	FEEES	RECEIPTS			
						A/T/REA DETAC	NET-OF-FEES	NON-BUSI	OWNER	OC
GENERAL	2.000		1326.84	285.01	1611.85	62.68	1549.17	291.36	18.95	47.45
# 56	2.0000000000		1326.84			53.61	1273.23	291.36	18.95	47.45
1978/ /CONT	2.0000000000					9.07	275.94			
						D				
PERMANENT IMPROVE	.600		381.81	85.50	467.31	15.22	452.09			11.06
# 57 NO RLBK	.466428600		381.81			12.50	369.31			11.06
2018/ /CONT	.533240400					2.72	82.78			
						D				
A L L L E V I E S				370.51		77.90		291.36		58.51
			1,708.65				2,001.26		18.95	
CLASS-1						66.11		291.36		58.51
			1,708.65				1,642.54		18.95	
CLASS-2						11.79				
							358.72			
						D				
	2.600				2,079.16					
	2.4664 AGR-RES							.00 PREVIOUSLY ADVANCED		
	2.5332 COM-IND							2,001.26 BALANCE		

OHIO HI-POINT JVSD

J V S

3B

-----  
ADDITIONAL  
SOURCES OF RECEIPTS  
-----

-----  
ADDITIONAL  
DEDUCTIONS  
-----

Other-----

Other-----

Estate Tax-----

County Health Dept-----

Cigarett Tax-----

Personal Property Reimb Admin Fee-----

Special Assessments-----

Election Expenses-----

Advertising Delinquent-----

Total Additional Receipts-----

Total Additional Deductions-----

Total All Receipts----- 2,001.26

Total All Deductions-----

ADVANCES-----

NET D I S T R I B U T I O N-----

2,001.26



-----COUNTY AUDITOR

-----DEPUTY AUDITOR

VANGUARD JVSD

J V S 3C

		TX/RT	EF/RT	REAL	PERS-PROP	TOTAL	A/T/REA	RECEIPTS				
		MILLS	MILLS	RECEIPTS	RECEIPTS	RECEIPTS	DETAC	NET-OF-FEES	NON-BUSI	OWNER	OC	HOMESTEAD
GENERAL	1.600			204965.72	27204.77	232170.49	8729.81	223347.11	27449.68	3573.30		6606.04
# 58	1.6000000000			172104.03		1569.22	6674.41	78.46	165351.16	27449.68	3570.89	6592.35
1976/	/CONT	1.6000000000		32861.69		302.11	2055.40	15.11	57995.95		2.41	13.69
						1871.33	D 93.57					
-----												
A L L	L E V I E S				27,204.77		8,729.81			27,449.68		6,606.04
				204,965.72					223,347.11		3,573.30	
	CLASS-1						6,674.41	78.46		27,449.68		6,592.35
				172,104.03		1569.22			165,351.16		3,570.89	
	CLASS-2						2,055.40	15.11				13.69
				32,861.69		302.11			57,995.95		2.41	
							D 93.57					
	1.600					232,170.49						
		1.6000	AGR-RES							.00	PREVIOUSLY ADVANCED	
		1.6000	COM-IND						223,347.11	BALANCE		

1,871.33 Delinquent Tax Receipts--included in figures shown above

VANGUARD JVSD

-----  
ADDITIONAL  
SOURCES OF RECEIPTS  
-----

-----  
ADDITIONAL  
DEDUCTIONS  
-----

Other-----

Other-----

Estate Tax-----

County Health Dept-----

Cigarette Tax-----

Personal Property Reimb Admin Fee-----

Special Assessments-----

Election Expenses-----

Advertising Delinquent-----

Total Additional Receipts-----

Total Additional Deductions-----

Total All Receipts----- 223,347.11

Total All Deductions-----

ADVANCES-----

NET DISTRIBUTION----- 223,347.11



-----  
COUNTY AUDITOR

-----  
DEPUTY AUDITOR

TRI-RIVERS JVSD

J V S 3D

	TX/RT MILLS	EF/RT MILLS	REAL RECEIPTS	PERS-PROP RECEIPTS	TOTAL RECEIPTS	FEE A/T/REA DETAC	RECEIPTS NET-OF-FEES	NON-BUSI	OWNER OC	HOMESTEAD
GENERAL	1.300		2054.31	307.70	2362.01	87.50	2274.51	290.82	34.68	61.77
# 59		.663007800	1702.22			66.50	1635.72	290.82	34.68	61.77
1997/2021/CONT	1.140311900		352.09			21.00	638.79			
						D				
GENERAL	2.100		2810.65	497.05	3307.70	122.11	3185.59	397.28	47.37	84.38
# 60		.905704800	2325.33			90.84	2234.49	397.28	47.37	84.38
1978/ /CONT	1.571829000		485.32			31.27	951.10			
						D				
GENERAL	1.000		1349.97	236.69	1586.66	58.51	1528.15	189.18	22.56	40.18
# 61		.431288000	1107.30			43.26	1064.04	189.18	22.56	40.18
1989/2014/CONT	.785933000		242.67			15.25	464.11			
						D				
A L L	L E V I E S			1,041.44		268.12		877.28		186.33
			6,214.93				6,988.25		104.61	
	CLASS-1					200.60		877.28		186.33
			5,134.85				4,934.25		104.61	
	CLASS-2					67.52				
			1,080.08				2,054.00			
						D				
	4.400					7,256.37				
		1.9999	AGR-RES					.00	PREVIOUSLY ADVANCED	
		3.4980	COM-IND					6,988.25	BALANCE	

TRI-RIVERS JVSD

J V S 3D

ADDITIONAL SOURCES OF RECEIPTS

ADDITIONAL DEDUCTIONS

Other-----

Other-----

Estate Tax-----

County Health Dept-----

Cigarette Tax-----

Personal Property Reimb Admin Fee-----

Special Assessments-----

Election Expenses-----

Advertising Delinquent-----

Total Additional Receipts-----

Total Additional Deductions-----

Total All Receipts----- 6,988.25

Total All Deductions-----

ADVANCES-----

NET DISTRIBUTION----- 6,988.25

-----COUNTY AUDITOR

-----DEPUTY AUDITOR



PIONEER JVSD

J V S 3H

		TX/RT	EF/RT	REAL	PERS-PROP	TOTAL	A/T/REA	RECEIPTS				
		MILLS	MILLS	RECEIPTS	RECEIPTS	RECEIPTS	DETAC	NET-OF-FEES	NON-BUSI	OWNER	OC	HOMESTEAD
GENERAL		1.000		5267.10	1195.58	6462.68	243.31					
# 62		.563308000		5007.80		103.49	196.98	5.17				
1983/	/CONT	.936904000		259.30			46.33					
						103.49 D	5.17					
GENERAL		1.700		15775.20	2032.50	17807.70	587.86					
# 63 NO RLBK		1.453491500		15308.52		267.03	508.27	13.35				661.85
2014/	/CONT	1.686294600		466.68			79.59					661.85
						267.03 D	13.35					
GENERAL		1.000		4796.04	1195.58	5991.62	225.13					
# 64		.515580000		4583.50		94.72	180.29	4.74				
1980/	/CONT	.767972000		212.54			44.84					
						94.72 D	4.74					
A L L L E V I E S					4,423.66		1,056.30					
			25,838.34						29,182.44	1,568.53		1,153.12
	CLASS-1						885.54	23.26		1,568.53	203.27	
			24,899.82			465.24			23,991.02		203.27	1,153.12
	CLASS-2						170.76					
			938.52						5,191.42			
							D	23.26				
	3.700					30,262.00						
	2.5322	AGR-RES								.00	PREVIOUSLY ADVANCED	
	3.3910	COM-IND							29,182.44	BALANCE		

465.24 Delinquent Tax Receipts--included in figures shown above

PIONEER JVSD

J V S 3H

-----  
ADDITIONAL  
SOURCES OF RECEIPTS  
-----

-----  
ADDITIONAL  
DEDUCTIONS  
-----

Other-----

Other-----

Estate Tax-----

County Health Dept-----

Cigarette Tax-----

Personal Property Reimb Admin Fee-----

Special Assessments-----

Election Expenses-----

Advertising Delinquent-----

Total Additional Receipts-----

Total Additional Deductions-----

Total All Receipts----- 29,182.44

Total All Deductions-----

ADVANCES-----

NET DISTRIBUTION----- 29,182.44



-----COUNTY AUDITOR

-----DEPUTY AUDITOR

ALL J V S

		F E E S						
REAL	PERS-PROP	TOTAL	A/T/REA	R E C E I P T S				
RECEIPTS	RECEIPTS	RECEIPTS	DETAC	NET-OF-FEES	NON-BUSI	OWNER	OC	HOMESTEAD
A L L	J V S	238727.64	33040.38	10132.13	261519.06	30186.85	3900.13	8004.00
			D	116.83				
		271768.02						

ANTRIM TOWNSHIP							TOWNSHIP 4A				
	TX/RT MILLS	EF/RT MILLS	REAL RECEIPTS	PERS-PROP RECEIPTS	TOTAL RECEIPTS	FEEES	RECEIPTS				
						A/T/REA DETAC	NET-OF-FEES	NON-BUSI	OWNER OC	HOMESTEAD	
GENERAL	.400		3947.09	435.24	4382.33	166.66	4213.71	614.35	72.17	167.71	
# 65		.400000000	3739.41		39.10	146.20	1.96	3591.25	614.35	72.17	167.71
/ /		.400000000	207.68			20.46		622.46			
					39.10 D	1.96					
ROAD	.800		6736.20	726.77	7462.97	282.60	7178.77	1066.82	119.29	230.49	
# 66		.800000000	6444.28		31.96	250.18	1.60	6192.50	1066.82	119.29	230.49
/ /		.800000000	291.92			32.42		986.27			
					31.96 D	1.60					
A L L	L E V I E S			1,162.01		449.26			1,681.17		398.20
			10,683.29					11,392.48		191.46	
	CLASS-1					396.38	3.56		1,681.17		398.20
			10,183.69		71.06			9,783.75		191.46	
	CLASS-2					52.88					
			499.60					1,608.73			
						D					
						3.56					
	1.200				11,845.30						
		1.2000	AGR-RES						.00	PREVIOUSLY ADVANCED	
		1.2000	COM-IND						11,392.48	BALANCE	

71.06 Delinquent Tax Receipts--included in figures shown above

ANTRIM TOWNSHIP

TOWNSHIP 4A

ADDITIONAL SOURCES OF RECEIPTS

ADDITIONAL DEDUCTIONS

Other-----

Other-----

Estate Tax-----

County Health Dept----- 1,643.12

Cigarette Tax-----

Personal Property Reimb Admin Fee-----

Special Assessments-----

Election Expenses-----

Advertising Delinquent-----

Total Additional Receipts-----


Total Additional Deductions----- 1,643.12

Total All Receipts----- 11,392.48

Total All Deductions----- 1,643.12

ADVANCES-----

NET DISTRIBUTION----- 9,749.36



-----COUNTY AUDITOR

-----DEPUTY AUDITOR

CRANE TOWNSHIP							TOWNSHIP				
							4B				
	TX/RT	EF/RT	REAL	PERS-PROP	TOTAL	FEEES	RECEIPTS				
	MILLS	MILLS	RECEIPTS	RECEIPTS	RECEIPTS	A/T/REA	NET-OF-FEES	NON-BUSI	OWNER	OC	HOMESTEAD
						DETAC					
GENERAL	.500		32796.27	2868.69	35664.96	1342.79	34312.43	3554.71	586.92		1056.87
# 67	.500000000		23628.97		188.84	917.38	9.44	22702.15	3554.71	586.74	1054.73
/ /	.500000000		9167.30		5.98	425.41	.30	11610.28		.18	2.14
					194.82	D 9.74					
GENERAL	.500		29680.68	2868.69	32549.37	1098.96	31442.77				826.05
# 68 NO RLBK	.390715000		21700.64		147.58	716.87	7.38	20976.39			824.19
2017/2022/2026	.435236500		7980.04		5.21	382.09	.26	10466.38			1.86
					152.79	D 7.64					
ROAD	.700		7128.58	1348.75	8477.33	317.69	8154.54	1187.35	133.41		182.42
# 69	.700000000		6784.10		101.90	263.65	5.10	6515.35	1187.35	133.16	179.42
/ /	.700000000		344.48			54.04		1639.19		.25	3.00
					101.90	D 5.10					
A L L	L E V I E S			7,086.13		2,759.44		4,742.06			2,065.34
			69,605.53					73,909.74		720.33	
	CLASS-1					1,897.90	21.92	4,742.06			2,058.34
			52,113.71		438.32			50,193.89		719.90	
	CLASS-2					861.54	.56				7.00
			17,491.82		11.19			23,715.85		.43	
					D	22.48					
	1.700				76,691.66						
	1.5907	AGR-RES						.00	PREVIOUSLY ADVANCED		
	1.6352	COM-IND						73,909.74	BALANCE		

449.51 Delinquent Tax Receipts--included in figures shown above

CRANE TOWNSHIP

TOWNSHIP 4B

ADDITIONAL SOURCES OF RECEIPTS

ADDITIONAL DEDUCTIONS

Other-----

Other-----

Estate Tax-----

County Health Dept----- 2,139.11

Cigarette Tax-----

Personal Property Reimb Admin Fee-----

Special Assessments-----

Election Expenses----- 259.76

Advertising Delinquent-----

Total Additional Receipts-----

Total Additional Deductions----- 2,398.87

Total All Receipts----- 73,909.74

Total All Deductions----- 2,398.87

ADVANCES-----

NET DISTRIBUTION----- 71,510.87



-----COUNTY AUDITOR

-----DEPUTY AUDITOR

CRAWFORD TOWNSHIP							TOWNSHIP 4C				
	TX/RT MILLS	EF/RT MILLS	REAL RECEIPTS	PERS-PROP RECEIPTS	TOTAL RECEIPTS	FEEES	RECEIPTS				
						A/T/REA DETAC	NET-OF-FEES	NON-BUSI	OWNER OC	HOMESTEAD	
GENERAL	.200		7463.94	380.54	7844.48	291.38	7547.73	914.47	139.75	239.81	
# 70		.200000000	6441.25		107.45	246.17	5.37	6189.71	914.11	139.75	239.81
/ /		.200000000	1022.69			45.21		1358.02		.36	
					107.45 D	5.37					
ROAD	1.400		17759.35	2084.79	19844.14	744.18	19098.10	2647.98	292.36	503.44	
# 71		1.400000000	17330.81		37.15	661.17	1.86	16667.78	2647.98	292.36	503.44
/ /		1.400000000	428.54			83.01		2430.32			
					37.15 D	1.86					
A L L	L E V I E S			2,465.33		1,035.56		3,562.45		743.25	
		CLASS-1	25,223.29			907.34	7.23	26,645.83	432.11	743.25	
		CLASS-2	23,772.06		144.60	128.22		22,857.49	432.11		
			1,451.23					3,788.34	.36		
						D	7.23				
		1.600			27,688.62						
		1.6000 AGR-RES						.00 PREVIOUSLY ADVANCED			
		1.6000 COM-IND						26,645.83 BALANCE			

144.60 Delinquent Tax Receipts--included in figures shown above



CRAWFORD TOWNSHIP

TOWNSHIP 4C

ADDITIONAL SOURCES OF RECEIPTS

ADDITIONAL DEDUCTIONS

Other-----

Other-----

Estate Tax-----

County Health Dept----- 2,414.03

Cigarette Tax-----

Personal Property Reimb Admin Fee-----

Special Assessments-----

Election Expenses-----

Advertising Delinquent-----

Total Additional Receipts-----

Total Additional Deductions----- 2,414.03

Total All Receipts----- 26,645.83

Total All Deductions----- 2,414.03

ADVANCES-----

NET DISTRIBUTION----- 24,231.80

-----COUNTY AUDITOR

-----DEPUTY AUDITOR

EDEN TOWNSHIP							TOWNSHIP	4D			
	TX/RT	EF/RT	REAL	PERS-PROP	TOTAL	FEEES	RECEIPTS				
	MILLS	MILLS	RECEIPTS	RECEIPTS	RECEIPTS	A/T/REA	NET-OF-FEES	NON-BUSI	OWNER	OC	HOMESTEAD
						DETAC					
EDEN NORTH FIRE P	1.400		3323.77	647.28	3971.05	147.23		3821.76	503.68	49.42	101.91
# 72	.825846000		3299.88		41.20	125.87	2.06	3171.95	503.68	49.42	101.91
2008/2018/2022	1.019110400		23.89			21.36		649.81			
					41.20	D	2.06				
GENERAL	.400		3481.48	360.32	3841.80	146.62		3692.46	564.81	65.87	133.84
# 73	.400000000		3438.75		54.35	133.77	2.72	3302.26	564.81	65.87	133.84
/ /	.400000000		42.73			12.85		390.20			
					54.35	D	2.72				
ROAD	.700		5408.39	470.00	5878.39	223.84		5652.04	879.97	95.49	178.49
# 74	.700000000		5341.40		50.27	206.72	2.51	5132.17	879.97	95.49	178.49
/ /	.700000000		66.99			17.12		519.87			
					50.27	D	2.51				
A L L	L E V I E S			1,477.60		517.69			1,948.46		414.24
			12,213.64					13,166.26		210.78	
	CLASS-1					466.36	7.29		1,948.46		414.24
			12,080.03		145.82			11,606.38		210.78	
	CLASS-2					51.33					
			133.61					1,559.88			
						D	7.29				
	2.500				13,691.24						
	1.9258	AGR-RES						.00	PREVIOUSLY ADVANCED		
	2.1191	COM-IND						13,166.26	BALANCE		

145.82 Delinquent Tax Receipts--included in figures shown above

EDEN TOWNSHIP

TOWNSHIP 4D

-----  
ADDITIONAL  
SOURCES OF RECEIPTS  
-----

-----  
ADDITIONAL  
DEDUCTIONS  
-----

Other-----

Other-----

Estate Tax-----

County Health Dept----- 1,470.26

Cigarette Tax-----

Personal Property Reimb Admin Fee-----

Special Assessments-----

Election Expenses-----

Advertising Delinquent-----

Total Additional Receipts-----

Total Additional Deductions----- 1,470.26

Total All Receipts----- 13,166.26

Total All Deductions----- 1,470.26

ADVANCES-----

NET DISTRIBUTION----- 11,696.00



-----COUNTY AUDITOR

-----DEPUTY AUDITOR

JACKSON TOWNSHIP							TOWNSHIP				
							4E				
	TX/RT	EF/RT	REAL	PERS-PROP	TOTAL	A/T/REA	RECEIPTS				
	MILLS	MILLS	RECEIPTS	RECEIPTS	RECEIPTS	DETAC	NET-OF-FEES	NON-BUSI	OWNER	OC	HOMESTEAD
GENERAL	.500		2962.22	281.26	3243.48	122.07	3117.04	493.31	36.85		58.44
# 75	.500000000		2925.15		87.42	111.83	2808.95	493.31	36.85		58.44
/ /	.500000000		37.07			10.24	308.09				
					87.42 D	4.37					
GENERAL	1.500		6044.32	843.80	6888.12	257.46	6621.79	1001.07	74.80		118.59
# 76	1.014649500		5936.01		177.42	226.93	5700.21	1001.07	74.80		118.59
2012/2022/2026	1.461003000		108.31			30.53	921.58				
					177.42 D	8.87					
ROAD	.900		5136.47	473.30	5609.77	211.37	5390.53	864.61	62.62		98.15
# 77	.900000000		5129.60		157.37	195.89	4925.84	864.61	62.62		98.15
/ /	.900000000		6.87			15.48	464.69				
					157.37 D	7.87					
A L L	L E V I E S			1,598.36		590.90		2,358.99			275.18
		CLASS-1	14,143.01			534.65	15,129.36		174.27		275.18
		CLASS-2	13,990.76		422.21	56.25	13,435.00		174.27		
			152.25				1,694.36				
						D	21.11				
	2.900				15,741.37						
		2.4146 AGR-RES						.00 PREVIOUSLY ADVANCED			
		2.8610 COM-IND						15,129.36 BALANCE			

422.21 Delinquent Tax Receipts--included in figures shown above


JACKSON TOWNSHIP

TOWNSHIP 4E

ADDITIONAL SOURCES OF RECEIPTS		ADDITIONAL DEDUCTIONS	
Other-----		Other-----	
Estate Tax-----		County Health Dept-----	1,117.33
Cigarette Tax-----		Personal Property Reimb Admin Fee-----	
Special Assessments-----		Election Expenses-----	
		Advertising Delinquent-----	
Total Additional Receipts-----		Total Additional Deductions-----	1,117.33
Total All Receipts-----	15,129.36	Total All Deductions-----	1,117.33

ADVANCES-----

NET DISTRIBUTION----- 14,012.03



-----COUNTY AUDITOR

-----DEPUTY AUDITOR

MIFFLIN TOWNSHIP							TOWNSHIP				
							4F				
	TX/RT	EF/RT	REAL	PERS-PROP	TOTAL	FEE	RECEIPTS				
	MILLS	MILLS	RECEIPTS	RECEIPTS	RECEIPTS	A/T/REA	NET-OF-FEES	NON-BUSI	OWNER	OC	HOMESTEAD
						DETAC					
GENERAL	.400		3717.28	215.18	3932.46	149.48	3782.83	622.82	56.98		84.49
# 78	.400000000		3715.83		2.94	142.58	.15	3573.10	622.82	56.79	84.49
/ /	.400000000		1.45			6.90		209.73		.19	
					2.94 D	.15					
ROAD	.900		8237.48	467.23	8704.71	330.52	8373.86	1383.00	125.10		172.57
# 79	.900000000		8237.55		6.62	315.64	.33	7921.58	1383.00	124.67	172.57
/ /	.900000000		.07			14.88		452.28		.43	
					6.62 D	.33					
A L L	L E V I E S			682.41		480.00		2,005.82			257.06
		11,954.76					12,156.69		182.08		
	CLASS-1					458.22	.48	2,005.82			257.06
		11,953.38			9.56			11,494.68		181.46	
	CLASS-2					21.78					
		1.38						662.01		.62	
						D	.48				
	1.300				12,637.17						
		1.3000 AGR-RES						.00 PREVIOUSLY ADVANCED			
		1.3000 COM-IND						12,156.69 BALANCE			

9.56 Delinquent Tax Receipts--included in figures shown above

MIFFLIN TOWNSHIP

TOWNSHIP 4F

ADDITIONAL SOURCES OF RECEIPTS

ADDITIONAL DEDUCTIONS

Other-----

Other-----

Estate Tax-----

County Health Dept----- 1,800.92

Cigarette Tax-----

Personal Property Reimb Admin Fee-----

Special Assessments-----

Election Expenses-----

Advertising Delinquent-----

Total Additional Receipts-----

Total Additional Deductions----- 1,800.92

Total All Receipts----- 12,156.69

Total All Deductions----- 1,800.92

ADVANCES-----

NET DISTRIBUTION----- 10,355.77



-----COUNTY AUDITOR

-----DEPUTY AUDITOR

MARSEILLES TOWNSHIP

TOWNSHIP 4G

	TX/RT MILLS	EF/RT MILLS	REAL RECEIPTS	PERS-PROP RECEIPTS	TOTAL RECEIPTS	FEE A/T/REA DETAC	RECEIPTS				
							NET-OF-FEES	NON-BUSI	OWNER	OC	HOMESTEAD
FIRE PROTECTION	1.000		1335.24	786.73	2121.97	82.90	2035.79	387.20	24.77		70.79
# 80	.518537000		1330.44		60.86	57.71	3.04	1269.69	387.20	24.77	70.79
1994/2019/2023	.741296000		4.80		4.80	25.19	.24	766.10			
					65.66 D	3.28					
GENERAL	1.000		1335.24	786.73	2121.97	82.90	2035.79	387.20	24.77		70.79
# 81	.518537000		1330.44		60.86	57.71	3.04	1269.69	387.20	24.77	70.79
1993/2023/2027	.741296000		4.80		4.80	25.19	.24	766.10			
					65.66 D	3.28					
GENERAL	.700		1800.59	550.72	2351.31	95.57	2251.41	522.70	33.42		95.56
# 82	.700000000		1796.06		82.16	77.90	4.11	1714.05	522.70	33.42	95.56
/ /	.700000000		4.53		4.53	17.67	.22	537.36			
					86.69 D	4.33					
GENERAL	2.000		2652.13	1573.47	4225.60	165.00	4054.08	769.05	49.19		140.59
# 83	1.029918000		2642.54		120.89	114.62	6.04	2521.88	769.05	49.19	140.59
1981/2021/2025	1.482592000		9.59		9.59	50.38	.48	1532.20			
					130.48 D	6.52					
ROAD	.400		967.44	295.58	1263.02	51.00	1209.80	282.34	16.59		40.46
# 84	.400000000		967.44		44.46	41.59	2.22	923.63	282.34	16.59	40.46
/ /	.400000000					9.41		286.17			
					44.46 D	2.22					
A L L L E V I E S				3,993.23		477.37		2,348.49			418.19
			8,090.64				11,586.87		148.74		
CLASS-1					369.23	349.53	18.45	2,348.49		148.74	418.19
CLASS-2			8,066.92			127.84	1.18				
			23.72		23.72			3,887.93			
					D	19.63					
5.100					12,083.87						
	3.1669	AGR-RES						.00	PREVIOUSLY ADVANCED		
	4.0649	COM-IND						11,586.87	BALANCE		

392.95 Delinquent Tax Receipts--included in figures shown above



MARSEILLES TOWNSHIP

TOWNSHIP 4G

ADDITIONAL SOURCES OF RECEIPTS

ADDITIONAL DEDUCTIONS

Other-----

Other-----

Estate Tax-----

County Health Dept----- 864.62

Cigarette Tax-----

Personal Property Reimb Admin Fee-----

Special Assessments-----

Election Expenses----- 26.55

Advertising Delinquent-----

Total Additional Receipts-----

Total Additional Deductions----- 891.17

Total All Receipts----- 11,586.87

Total All Deductions----- 891.17

ADVANCES-----

NET DISTRIBUTION----- 10,695.70

-----COUNTY AUDITOR

-----DEPUTY AUDITOR

PITT TOWNSHIP

TOWNSHIP 4H

		P I T T T O W N S H I P				T O W N S H I P				
		F E E S				R E C E I P T S				
	TX/RT MILLS	EF/RT MILLS	REAL RECEIPTS	PERS-PROP RECEIPTS	TOTAL RECEIPTS	A/T/REA DETAC	NET-OF-FEES	NON-BUSI	OWNER OC	HOMESTEAD
-----										
FIRE PROTECTION	1.500		9326.17	7154.97	16481.14	585.28	15894.44	1404.09	167.86	310.42
# 85		.832255500	8849.34		28.32	341.55	1.42	8506.37	1404.09	167.86
2008/ /CONT		.991341000	476.83			243.73		7388.07		
					28.32 D	1.42				
-----										
GENERAL	.800		8891.12	3815.98	12707.10	462.82	12242.92	1349.68	161.36	298.39
# 86		.800000000	8506.33		27.22	328.31	1.36	8176.66	1349.68	161.36
/ /		.800000000	384.79			134.51		4066.26		
					27.22 D	1.36				
-----										
ROAD	.600		6012.22	2611.60	8623.82	312.48	8310.62	918.20	107.18	150.09
# 87		.600000000	5744.95		14.48	220.25	.72	5523.98	918.20	107.18
/ /		.600000000	267.27			92.23		2786.64		
					14.48 D	.72				
-----										
A L L	L E V I E S			13,582.55		1,360.58			3,671.97	758.90
	CLASS-1		24,229.51			890.11	3.50	36,447.98	436.40	758.90
	CLASS-2		23,100.62		70.02	470.47		22,207.01	436.40	
			1,128.89					14,240.97		
						D	3.50			
	2.900				37,812.06					
	2.2322 AGR-RES							.00 PREVIOUSLY ADVANCED		
	2.3913 COM-IND							36,447.98 BALANCE		

70.02 Delinquent Tax Receipts--included in figures shown above

PITT TOWNSHIP

TOWNSHIP 4H

-----  
ADDITIONAL  
SOURCES OF RECEIPTS  
-----

-----  
ADDITIONAL  
DEDUCTIONS  
-----

Other-----

Other-----

Estate Tax-----

County Health Dept----- 2,187.49

Cigarette Tax-----

Personal Property Reimb Admin Fee-----

Special Assessments-----

Election Expenses-----

Advertising Delinquent-----

Total Additional Receipts-----

Total Additional Deductions----- 2,187.49

Total All Receipts----- 36,447.98

Total All Deductions----- 2,187.49

ADVANCES-----

NET DISTRIBUTION----- 34,260.49



-----COUNTY AUDITOR

-----DEPUTY AUDITOR

RICHLAND TOWNSHIP							TOWNSHIP				4I
	TX/RT MILLS	EF/RT MILLS	REAL RECEIPTS	PERS-PROP RECEIPTS	TOTAL RECEIPTS	FEE A/T/REA DETAC	RECEIPTS				
							NET-OF-FEES	NON-BUSI	OWNER	OC	HOMESTEAD
FIRE	.500		2114.29	523.06	2637.35	102.53	2532.95	343.19	29.39		57.10
# 88	.244400500		2177.65		37.43	82.98	1.87	2092.80	343.19	29.39	57.10
2005/2020/2025	.455655000		63.36			19.55		440.15			
					37.43 D	1.87					
GENERAL	1.000		5912.29	1046.12	6958.41	269.47	6683.75	951.73	81.49		158.35
# 89	.677767000		6039.03		103.77	230.12	5.19	5803.72	951.73	81.49	158.35
2012/2022/2026	.911310000		126.74			39.35		880.03			
					103.77 D	5.19					
GENERAL	.300		1421.24	313.83	1735.07	67.36	1666.46	229.97	19.69		38.26
# 90	.163773300		1459.26		25.08	55.61	1.25	1402.40	229.97	19.69	38.26
2010/2019/2023	.273393000		38.02			11.75		264.06			
					25.08 D	1.25					
GENERAL	.400		3508.47	418.45	3926.92	151.92	3771.94	561.68	48.09		93.45
# 91	.400000000		3564.09		61.25	135.81	3.06	3425.22	561.68	48.09	93.45
/ /	.400000000		55.62			16.11		346.72			
					61.25 D	3.06					
ROAD	.400		3017.62	386.74	3404.36	127.19	3274.74	479.47	36.36		62.19
# 92	.400000000		3016.90		48.65	114.41	2.43	2900.06	479.47	36.36	62.19
/ /	.400000000		.72			12.78		374.68			
					48.65 D	2.43					
A L L	L E V I E S			2,688.20		718.47		2,566.04			409.35
	CLASS-1		15,973.91			618.93	13.80	17,929.84		215.02	409.35
	CLASS-2		16,256.93		276.18	99.54		15,624.20		215.02	
			283.02-					2,305.64			
					D	13.80					
2.600					18,662.11						
	1.8858 AGR-RES							.00 PREVIOUSLY ADVANCED			
	2.4402 COM-IND							17,929.84 BALANCE			

276.18 Delinquent Tax Receipts--included in figures shown above

RICHLAND TOWNSHIP

TOWNSHIP 4I

-----  
ADDITIONAL  
SOURCES OF RECEIPTS  
-----

-----  
ADDITIONAL  
DEDUCTIONS  
-----

Other-----

Other-----

Estate Tax-----

County Health Dept----- 1,491.85

Cigarette Tax-----

Personal Property Reimb Admin Fee-----

Special Assessments-----

Election Expenses-----

Advertising Delinquent-----

Total Additional Receipts-----

Total Additional Deductions----- 1,491.85

Total All Receipts----- 17,929.84

Total All Deductions----- 1,491.85

ADVANCES-----

NET DISTRIBUTION----- 16,437.99



-----COUNTY AUDITOR

-----DEPUTY AUDITOR

RIDGE TOWNSHIP							TOWNSHIP 4J				
	TX/RT MILLS	EF/RT MILLS	REAL RECEIPTS	PERS-PROP RECEIPTS	TOTAL RECEIPTS	FEE A/T/REA DETAC	RECEIPTS				
							NET-OF-FEES	NON-BUSI	OWNER	OC	HOMESTEAD
FIRE	.700		1484.87	396.19	1881.06	69.68	1811.24	246.86	24.68		36.78
# 93	.287408100		1482.57		2.83	57.00	.14	1425.43	246.86	24.68	36.78
1998/2018/2022	.586611900		2.30			12.68		385.81			
					2.83 D	.14					
FIRE	.800		1294.78	452.80	1747.58	64.17	1683.29	215.15	21.51		32.06
# 94	.250493600		1292.15		2.46	49.68	.12	1242.35	215.15	21.51	32.06
1988/2018/2022	.670413600		2.63			14.49		440.94			
					2.46 D	.12					
GENERAL	.900		4646.05	509.39	5155.44	194.81	4960.19	773.04	77.32		115.19
# 95	.900000000		4642.52		8.85	178.48	.44	4463.60	773.04	77.32	115.19
/ /	.900000000		3.53			16.33		496.59			
					8.85 D	.44					
ROAD	.200		1032.45	113.20	1145.65	43.29	1102.26	171.79	17.18		25.60
# 96	.200000000		1031.67		1.97	39.66	.10	991.91	171.79	17.18	25.60
/ /	.200000000		.78			3.63		110.35			
					1.97 D	.10					
A L L L E V I E S			8,458.15	1,471.58		371.95		1,406.84			209.63
CLASS-1			8,448.91		16.11	324.82	.80	8,123.29	1,406.84	140.69	209.63
CLASS-2			9.24			47.13		1,433.69			
2.600						D .80					
1.6378					9,929.73						
2.3570											
								.00			PREVIOUSLY ADVANCED
								9,556.98			BALANCE

16.11 Delinquent Tax Receipts--included in figures shown above

RIDGE TOWNSHIP

TOWNSHIP 4J

ADDITIONAL SOURCES OF RECEIPTS

ADDITIONAL DEDUCTIONS

Other-----

Other-----

Estate Tax-----

County Health Dept----- 1,030.64

Cigarette Tax-----

Personal Property Reimb Admin Fee-----

Special Assessments-----

Election Expenses-----

Advertising Delinquent-----

Total Additional Receipts-----

Total Additional Deductions----- 1,030.64

Total All Receipts----- 9,556.98

Total All Deductions----- 1,030.64

ADVANCES-----

N E T D I S T R I B U T I O N-----

8,526.34

-----COUNTY AUDITOR

-----DEPUTY AUDITOR

SALEM TWP						TOWNSHIP					
					FEEES		RECEIPTS				
	TX/RT	EF/RT	REAL	PERS-PROP	TOTAL	A/T/REA	NET-OF-FEES	NON-BUSI	OWNER	OC	HOMESTEAD
	MILLS	MILLS	RECEIPTS	RECEIPTS	RECEIPTS	DETAC					
FIRE & EMS	1.000		7990.13	1186.21	9176.34	334.44		8840.27	1071.89	112.26	148.07
# 97	.621762000		7065.06		32.60	267.25	1.63	6796.18	1071.89	112.26	148.07
2011/2021/2025	.998604000		925.07			67.19		2044.09			
					32.60 D	1.63					
GENERAL	.300		3686.80	355.86	4042.66	149.12		3892.75	517.18	54.17	71.44
# 98	.300000000		3408.89		15.73	128.95	.79	3279.15	517.18	54.17	71.44
/ /	.300000000		277.91			20.17		613.60			
					15.73 D	.79					
ROAD	1.400		17205.27	1650.97	18856.24	695.53		18157.04	2411.94	252.78	333.40
# 99	1.400000000		15908.36		73.41	601.71	3.67	15302.98	2411.94	252.78	333.40
/ /	1.400000000		1296.91			93.82		2854.06			
					73.41 D	3.67					
A L L	L E V I E S			3,193.04		1,179.09			4,001.01		552.91
			28,882.20			997.91	6.09	30,890.06		419.21	
	CLASS-1				121.74	181.18		25,378.31		419.21	
	CLASS-2		26,382.31								
			2,499.89					5,511.75			
						D	6.09				
	2.700				32,075.24						
	2.3217	AGR-RES						.00	PREVIOUSLY ADVANCED		
	2.6986	COM-IND						30,890.06	BALANCE		

121.74 Delinquent Tax Receipts--included in figures shown above



SALEM TOWNSHIP

TOWNSHIP 4K

ADDITIONAL SOURCES OF RECEIPTS

ADDITIONAL DEDUCTIONS

Other-----

Other-----

Estate Tax-----

County Health Dept----- 2,214.77

Cigarette Tax-----

Personal Property Reimb Admin Fee-----

Special Assessments-----

Election Expenses-----

Advertising Delinquent-----

Total Additional Receipts-----

Total Additional Deductions----- 2,214.77

Total All Receipts----- 30,890.06

Total All Deductions----- 2,214.77

ADVANCES-----

NET DISTRIBUTION----- 28,675.29



-----COUNTY AUDITOR

-----DEPUTY AUDITOR

SYCAMORE TOWNSHIP							TOWNSHIP 4L			
	TX/RT MILLS	EF/RT MILLS	REAL RECEIPTS	PERS-PROP RECEIPTS	TOTAL RECEIPTS	FEEES	RECEIPTS			
						A/T/REA DETAC	NET-OF-FEES	NON-BUSI	OWNER	OC
FIRE #100	.500		2031.31	679.24	2710.55	99.26	2608.61	281.51	36.17	90.62
1988/ /CONT	.174941500		1775.23		50.41	69.49	2.52	1703.22	281.51	36.17
	.500000000		256.08		3.27	29.77	.16	905.39		
					53.68 D	2.68				
FIRE PROTECTION #101	1.000		3607.07	1290.92	4897.99	180.38	4712.25	595.98	58.96	114.69
2008/2023/2027	.561276000		3592.87		100.67	138.84	5.03	3449.00	595.98	58.96
	1.000000000		14.20		6.54	41.54	.33	1263.25		
					107.21 D	5.36				
GENERAL #102	.500		5329.87	679.24	6009.11	228.38	5773.36	804.58	103.36	259.00
/ /	.500000000		5073.79		144.06	198.62	7.20	4867.97	804.58	103.36
	.500000000		256.08		3.27	29.76	.17	905.39		
					147.33 D	7.37				
ROAD #103	.500		3207.73	645.46	3853.19	144.45	3704.09	530.91	52.52	102.17
/ /	.500000000		3200.63		89.68	123.68	4.48	3072.47	530.91	52.52
	.500000000		7.10		3.27	20.77	.17	631.62		
					92.95 D	4.65				
A L L L E V I E S				3,294.86		652.47		2,212.98		566.48
			14,175.98				16,798.31		251.01	
	CLASS-1					530.63	19.23	2,212.98		566.48
			13,642.52		384.82		13,092.66		251.01	
	CLASS-2					121.84	.83			
			533.46		16.35		3,705.65			
					D	20.06				
	2.500				17,470.84					
		1.7361 AGR-RES						.00 PREVIOUSLY ADVANCED		
		2.5000 COM-IND						16,798.31 BALANCE		

401.17 Delinquent Tax Receipts--included in figures shown above

SYCAMORE TOWNSHIP

TOWNSHIP 4L

ADDITIONAL SOURCES OF RECEIPTS

ADDITIONAL DEDUCTIONS

Other-----

Other-----

Estate Tax-----

County Health Dept----- 1,292.25

Cigarette Tax-----

Personal Property Reimb Admin Fee-----

Special Assessments-----

Election Expenses----- 28.31

Advertising Delinquent-----

Total Additional Receipts-----


Total Additional Deductions----- 1,320.56

Total All Receipts----- 16,798.31

Total All Deductions----- 1,320.56

ADVANCES-----

NET DISTRIBUTION----- 15,477.75



-----COUNTY AUDITOR

-----DEPUTY AUDITOR

T Y M O C H T E E T O W N S H I P

TOWNSHIP 4M

		F E E S				R E C E I P T S				
	TX/RT MILLS	EF/RT MILLS	REAL RECEIPTS	PERS-PROP RECEIPTS	TOTAL RECEIPTS	A/T/REA DETAC	NET-OF-FEES	NON-BUSI	OWNER OC	HOMESTEAD
-----										
FIRE & EMS	2.000		12354.55	4227.71	16582.26	619.24	15944.07	2083.12	216.57	424.95
#104	1.211782000		12065.23		51.34	470.41	2.57	11592.25	2083.12	417.20
2009/2019/2023	1.812038000		289.32		327.69	148.83	16.38	4351.82	1.22	7.75
					379.03 D	18.95				
-----										
GENERAL	1.200		12139.51	2536.63	14676.14	557.59	14106.18	2062.86	214.07	418.26
#105	1.200000000		11947.92		50.84	465.84	2.54	11479.54	2062.86	413.13
/ /	1.200000000		191.59		196.61	91.75	9.83	2626.64	.81	5.13
					247.45 D	12.37				
-----										
ROAD	.900		9104.65	1902.47	11007.12	418.19	10579.65	1547.14	160.55	313.70
#106	.900000000		8960.95		38.13	349.38	1.91	8609.66	1547.14	309.85
/ /	.900000000		143.70		147.46	68.81	7.37	1969.99	.60	3.85
					185.59 D	9.28				
-----										
A L L	L E V I E S		8,666.81		1,595.02			5,693.12		1,156.91
		33,598.71					40,629.90		591.19	
	CLASS-1				1,285.63		7.02	5,693.12		1,140.18
		32,974.10		140.31			31,681.45		588.56	
	CLASS-2				309.39		33.58			16.73
		624.61		671.76			8,948.45		2.63	
				D	40.60					
	4.100			42,265.52						
	3.3117 AGR-RES							.00 PREVIOUSLY ADVANCED		
	3.9120 COM-IND							40,629.90 BALANCE		

812.07 Delinquent Tax Receipts--included in figures shown above

TYMOCHTEE TOWNSHIP

TOWNSHIP 4M

ADDITIONAL SOURCES OF RECEIPTS

ADDITIONAL DEDUCTIONS

Other-----

Other-----

Estate Tax-----

County Health Dept----- 2,220.54

Cigarette Tax-----

Personal Property Reimb Admin Fee-----

Special Assessments-----

Election Expenses-----

Advertising Delinquent-----

Total Additional Receipts-----

Total Additional Deductions----- 2,220.54

Total All Receipts----- 40,629.90

Total All Deductions----- 2,220.54

ADVANCES-----

NET DISTRIBUTION----- 38,409.36



-----COUNTY AUDITOR

-----DEPUTY AUDITOR

WYANDOT EAST FIRE DIST

TOWNSHIP 4Y

		F E E S				R E C E I P T S				
TX/RT	EF/RT	REAL	PERS-PROP	TOTAL	A/T/REA	NET-OF-FEES	NON-BUSI	OWNER	OC	HOMESTEAD
MILLS	MILLS	RECEIPTS	RECEIPTS	RECEIPTS	DETAC					
FIRE	2.500	21292.99	3816.39	25109.38	946.77	24149.52	3332.16	406.59		898.58
#107	1.425230000	19881.50		261.83	780.33	13.09	19088.08	3332.16	406.59	898.58
2006/2021/2025	2.342347500	1411.49			166.44		5061.44			
				261.83 D	13.09					
-----										
A L L	L E V I E S		3,816.39		946.77		3,332.16			898.58
		21,292.99				24,149.52		406.59		
	CLASS-1				780.33	13.09	3,332.16			898.58
		19,881.50		261.83			19,088.08		406.59	
	CLASS-2				166.44					
		1,411.49					5,061.44			
					D					
	2.500			25,109.38	13.09					
	1.4252	AGR-RES					.00	PREVIOUSLY	ADVANCED	
	2.3423	COM-IND					24,149.52	BALANCE		

261.83 Delinquent Tax Receipts--included in figures shown above

WYANDOT EAST FIRE DIST

TOWNSHIP 4Y

-----  
ADDITIONAL  
SOURCES OF RECEIPTS

-----  
ADDITIONAL  
DEDUCTIONS

Other-----

Other-----

Estate Tax-----

County Health Dept-----

Cigarette Tax-----

Personal Property Reimb Admin Fee-----

Special Assessments-----

Election Expenses-----

Advertising Delinquent-----

Total Additional Receipts-----

Total Additional Deductions-----

Total All Receipts----- 24,149.52

Total All Deductions-----

ADVANCES-----

NET DISTRIBUTION----- 24,149.52



-----COUNTY AUDITOR

-----DEPUTY AUDITOR

ALL TOWNSHIP

		REAL	PERS-PROP	TOTAL	FEEES					
		RECEIPTS	RECEIPTS	RECEIPTS	A/T/REA	RECEIPTS				
					DETAC	NET-OF-FEES	NON-BUSI	OWNER	OC	HOMESTEAD
A L L	TOWNSHIP	298525.61	55178.50		13134.57	340389.82	41531.56	4519.88		9124.22
				D	179.72					
				353704.11						



CAREY CORPORATION							CORPORATION 5A				
	TX/RT	EF/RT	REAL	PERS-PROP	TOTAL	A/T/REA	RECEIPTS				
	MILLS	MILLS	RECEIPTS	RECEIPTS	RECEIPTS	DETAC	NET-OF-FEES	NON-BUSI	OWNER	OC	HOMESTEAD
FIRE PENSION	.300		7390.34	124.07	7514.41	277.61		7229.14	804.27	146.98	251.83
#108	.300000000		5948.13		153.21	227.58	7.66	5712.89	803.73	146.98	251.83
/ /	.300000000		1442.21			50.03		1516.25	.54		
					153.21 D	7.66					
GENERAL	1.300		32024.78	537.62	32562.40	1202.96		31326.24	3485.20	636.91	1091.27
#109	1.300000000		25775.23		663.91	986.16	33.20	24755.87	3482.85	636.91	1091.27
/ /	1.300000000		6249.55			216.80		6570.37	2.35		
					663.91 D	33.20					
POLICE PENSION	.300		7390.34	124.07	7514.41	277.61		7229.14	804.27	146.98	251.83
#110	.300000000		5948.13		153.21	227.58	7.66	5712.89	803.73	146.98	251.83
/ /	.300000000		1442.21			50.03		1516.25	.54		
					153.21 D	7.66					
A L L L E V I E S				785.76		1,758.18			5,093.74		1,594.93
		CLASS-1	46,805.46			1,441.32	48.52	45,784.52		930.87	
		CLASS-2	37,671.49		970.33	316.86		36,181.65		930.87	
			9,133.97						3.43		
								9,602.87			
						D	48.52				
	1.900				47,591.22						
		1.9000 AGR-RES							.00	PREVIOUSLY ADVANCED	
		1.9000 COM-IND						45,784.52	BALANCE		

970.33 Delinquent Tax Receipts--included in figures shown above

CAREY CORPORATION

CORPORATION 5A

ADDITIONAL SOURCES OF RECEIPTS

ADDITIONAL DEDUCTIONS

Other-----

Other-----

Estate Tax-----

County Health Dept----- 3,574.32

Cigarette Tax-----

Personal Property Reimb Admin Fee-----

Special Assessments-----

Election Expenses-----

Advertising Delinquent-----

Total Additional Receipts-----

Total Additional Deductions----- 3,574.32

Total All Receipts----- 45,784.52

Total All Deductions----- 3,574.32

ADVANCES-----

NET DISTRIBUTION----- 42,210.20



-----COUNTY AUDITOR

-----DEPUTY AUDITOR

HARPSTER CORPORATION

CORPORATION 5B

		FEEES				RECEIPTS				
	TX/RT MILLS	EF/RT MILLS	REAL RECEIPTS	PERS-PROP RECEIPTS	TOTAL RECEIPTS	A/T/REA DETAC	NET-OF-FEES	NON-BUSI	OWNER OC	HOMESTEAD
GENERAL	.400		428.74	164.12	592.86	22.68	569.98	61.43	9.22	49.14
#111	.400000000		414.52		3.96	17.00	397.32	61.43	9.22	49.14
/ /	.400000000		14.22			5.68	172.66			
					3.96 D	.20				
GENERAL	2.500		2105.24	1025.76	3131.00	118.62	3011.40	305.68	45.87	244.49
#112	1.990317500		2062.57		19.69	84.61	1976.98	305.68	45.87	244.49
2009/2019/2023	1.200185000		42.67			34.01	1034.42			
					19.69 D	.98				
GENERAL	4.800		795.22	1969.46	2764.68	95.19	2669.12	116.09	17.42	92.85
#113	.755870400		783.31		7.48	32.13	750.81	116.09	17.42	92.85
1976/2020/2024	.334987200		11.91			63.06	1918.31			
					7.48 D	.37				
GENERAL	3.000		1340.40	1230.92	2571.32	93.90	2476.79	194.37	29.17	155.46
#114	1.265541000		1311.47		12.52	53.80	1257.04	194.37	29.17	155.46
1991/2020/2024	.813885000		28.93			40.10	1219.75			
					12.52 D	.63				
GENERAL	2.000		2071.52	820.61	2892.13	98.61	2792.69			206.34
#115 NO RLBK	1.679728000		2037.39		16.62	71.41	1965.15			206.34
2013/2018/2022	.960148000		34.13			27.20	827.54			
					16.62 D	.83				
-----										
A L L	L E V I E S			5,210.87		429.00		677.57		748.28
	CLASS-1		6,741.12			258.95	11,519.98	677.57	101.68	748.28
	CLASS-2		6,609.26		60.27	170.05	6,347.30	677.57	101.68	748.28
			131.86				5,172.68			
					D	3.01				
12.700					11,951.99					
	6.0913	AGR-RES					.00	PREVIOUSLY ADVANCED		
	3.7089	COM-IND					11,519.98	BALANCE		

60.27 Delinquent Tax Receipts--included in figures shown above

HARPSTER CORPORATION

CORPORATION 5B

ADDITIONAL SOURCES OF RECEIPTS

ADDITIONAL DEDUCTIONS

Other-----

Other-----

Estate Tax-----

County Health Dept----- 299.25

Cigarette Tax-----

Personal Property Reimb Admin Fee-----

Special Assessments-----

Election Expenses-----

Advertising Delinquent-----

Total Additional Receipts-----

Total Additional Deductions----- 299.25

Total All Receipts----- 11,519.98

Total All Deductions----- 299.25

ADVANCES-----

NET DISTRIBUTION----- 11,220.73



-----COUNTY AUDITOR

-----DEPUTY AUDITOR

KIRBY CORPORATION

CORPORATION 5C

	TX/RT MILLS	EF/RT MILLS	REAL RECEIPTS	PERS-PROP RECEIPTS	TOTAL RECEIPTS	FEE A/T/REA DETAC	RECEIPTS NET-OF-FEES	NON-BUSI	OWNER	OC	HOMESTEAD
GENERAL	.700		250.40	38.81	289.21	11.01	278.20	32.43	5.31		19.10
#116		.700000000	201.25			8.21	193.04	32.43	5.31		19.10
/ /		.700000000	49.15			2.80	85.16				
						D					

A L L	L E V I E S			38.81		11.01		32.43			19.10
			250.40				278.20		5.31		
	CLASS-1					8.21		32.43			19.10
	CLASS-2		201.25				193.04		5.31		
			49.15				85.16				
						D					
		.700			289.21						
		.7000	AGR-RES					.00	PREVIOUSLY ADVANCED		
		.7000	COM-IND				278.20	BALANCE			

KIRBY CORPORATION

CORPORATION 5C

ADDITIONAL SOURCES OF RECEIPTS

ADDITIONAL DEDUCTIONS

Other-----

Other-----

Estate Tax-----

County Health Dept----- 76.54

Cigarette Tax-----

Personal Property Reimb Admin Fee-----

Special Assessments-----

Election Expenses-----

Advertising Delinquent-----

Total Additional Receipts-----

Total Additional Deductions----- 76.54

Total All Receipts----- 278.20

Total All Deductions----- 76.54

ADVANCES-----

NET DISTRIBUTION-----

201.66

-----COUNTY AUDITOR

-----DEPUTY AUDITOR

MARSEILLES CORPORATION

CORPORATION 5D

	TX/RT MILLS	EF/RT MILLS	REAL RECEIPTS	PERS-PROP RECEIPTS	TOTAL RECEIPTS	FEE A/T/REA DETAC	RECEIPTS NET-OF-FEES	NON-BUSI	OWNER	OC	HOMESTEAD
GENERAL	1.800		145.30	86.02	231.32	9.79	220.77	37.73	5.82		32.64
#117		.923527800	135.91		5.75	6.75	.29	128.87	37.73	5.82	32.64
1981/2020/2024	1.451680200		9.39		9.39	3.04	.47	91.90			
					15.14 D	.76					
GENERAL	2.000		167.12	95.58	262.70	11.16	250.69	43.50	6.71		37.63
#118		1.064672000	156.68		6.63	7.78	.33	148.57	43.50	6.71	37.63
1993/2023/2027	1.612978000		10.44		10.44	3.38	.52	102.12			
					17.07 D	.85					
GENERAL	.900		138.27	43.01	181.28	8.13	172.58	36.77	5.67		31.81
#119		.900000000	132.45		5.61	6.58	.28	125.59	36.77	5.67	31.81
/ /		.900000000	5.82		5.82	1.55	.29	46.99			
					11.43 D	.57					
GENERAL	2.000		161.45	95.58	257.03	10.87	245.32	41.93	6.47		36.27
#120		1.026142000	151.01		6.39	7.50	.32	143.19	41.93	6.47	36.27
1981/2020/2024	1.612978000		10.44		10.44	3.37	.52	102.13			
					16.83 D	.84					
GENERAL	3.000		508.57	143.37	651.94	23.58	626.61				88.99
#121 NO RLBK		2.517696000	489.25		15.68	18.40	.78	470.07			88.99
2016/2021/2025	2.985099000		19.32		19.32	5.18	.97	156.54			
					35.00 D	1.75					

A L L	L E V I E S									
			463.56		63.53			159.93		227.34
		1,120.71					1,515.97		24.67	
	CLASS-1				47.01	2.00		159.93		227.34
		1,065.30		40.06			1,016.29		24.67	
	CLASS-2				16.52	2.77				
		55.41		55.41			499.68			
				D	4.77					
9.700				1,584.27						
	6.4318 AGR-RES						.00	PREVIOUSLY ADVANCED		
	8.5624 COM-IND						1,515.97	BALANCE		

95.47 Delinquent Tax Receipts--included in figures shown above

MARSEILLES CORPORATION

CORPORATION 5D

ADDITIONAL SOURCES OF RECEIPTS

ADDITIONAL DEDUCTIONS

Other-----

Other-----

Estate Tax-----

County Health Dept----- 54.52

Cigarette Tax-----

Personal Property Reimb Admin Fee-----

Special Assessments-----

Election Expenses----- 19.54

Advertising Delinquent-----

Total Additional Receipts-----

Total Additional Deductions----- 74.06

Total All Receipts----- 1,515.97

Total All Deductions----- 74.06

ADVANCES-----

NET DISTRIBUTION----- 1,441.91



-----COUNTY AUDITOR

-----DEPUTY AUDITOR



NEVADA CORPORATION						CORPORATION 5E					
	TX/RT MILLS	EF/RT MILLS	REAL RECEIPTS	PERS-PROP RECEIPTS	TOTAL RECEIPTS	FEEES	RECEIPTS				
						A/T/REA DETAC	NET-OF-FEES	NON-BUSI	OWNER OC	HOMESTEAD	
GENERAL	1.100		2667.43	449.91	3117.34	121.18	2989.46	392.99	65.55	231.86	
#122	1.100000000		2485.45		134.02	101.07	6.70	2377.68	392.99	65.55	231.86
/ /	1.100000000		181.98			20.11		611.78			
					134.02 D	6.70					
GENERAL	5.000		13185.39	2045.05	15230.44	515.70	14686.61			973.44	
#123 NO RLBK	4.618180000		12359.92		562.64	424.35	28.13	11907.44		973.44	
2020/ /2025	4.989460000		825.47			91.35		2779.17			
					562.64 D	28.13					
A L L	L E V I E S			2,494.96		636.88			392.99	1,205.30	
	CLASS-1	15,852.82				525.42	34.83	17,676.07	65.55	1,205.30	
	CLASS-2	14,845.37		696.66		111.46		14,285.12	65.55		
		1,007.45						3,390.95			
					D	34.83					
6.100					18,347.78						
	5.7181 AGR-RES							.00 PREVIOUSLY ADVANCED			
	6.0894 COM-IND							17,676.07 BALANCE			

696.66 Delinquent Tax Receipts--included in figures shown above

NEVADA CORPORATION

CORPORATION 5E

ADDITIONAL SOURCES OF RECEIPTS

ADDITIONAL DEDUCTIONS

Other-----

Other-----

Estate Tax-----

County Health Dept----- 490.42

Cigarette Tax-----

Personal Property Reimb Admin Fee-----

Special Assessments-----

Election Expenses-----

Advertising Delinquent-----

Total Additional Receipts-----

Total Additional Deductions----- 490.42

Total All Receipts----- 17,676.07

Total All Deductions----- 490.42

ADVANCES-----

NET DISTRIBUTION----- 17,185.65

-----COUNTY AUDITOR

-----DEPUTY AUDITOR

SYCAMORE CORPORATION

CORPORATION 5F

		F E E S				R E C E I P T S				
	TX/RT MILLS	EF/RT MILLS	REAL RECEIPTS	PERS-PROP RECEIPTS	TOTAL RECEIPTS	A/T/REA DETAC	NET-OF-FEES	NON-BUSI	OWNER OC	HOMESTEAD
-----										
FIRE EQUIPMENT	2.000		6696.65	135.12	6831.77	264.05	6559.44	832.89	154.73	477.30
#124	1.521692000		5700.73		165.51	228.05	5464.40	832.89	154.73	477.30
2008/2023/2027	2.000000000		995.92			36.00	1095.04			
					165.51 D	8.28				
-----										
GENERAL	.900		3819.84	60.80	3880.64	151.08	3724.67	492.61	91.52	282.30
#125	.900000000		3371.67		97.89	134.88	3231.90	492.61	91.52	282.30
/ /	.900000000		448.17			16.20	492.77			
					97.89 D	4.89				
-----										
GENERAL	6.000		12034.09	405.36	12439.45	469.88	11956.44	1321.69	245.54	757.41
#126	2.414730000		9046.32		262.64	361.89	8671.30	1321.69	245.54	757.41
1991/2021/2025	6.000000000		2987.77			107.99	3285.14			
					262.64 D	13.13				
-----										
A L L	L E V I E S			601.28		885.01		2,647.19		1,517.01
		22,550.58					22,240.55		491.79	
	CLASS-1					724.82		2,647.19		1,517.01
		18,118.72			526.04		17,367.60		491.79	
	CLASS-2					160.19				
		4,431.86					4,872.95			
					D	26.30				
	8.900				23,151.86					
	4.8363 AGR-RES						.00 PREVIOUSLY ADVANCED			
	8.9000 COM-IND						22,240.55 BALANCE			

526.04 Delinquent Tax Receipts--included in figures shown above

SYCAMORE CORPORATION

CORPORATION 5F

-----  
ADDITIONAL  
SOURCES OF RECEIPTS  
-----

-----  
ADDITIONAL  
DEDUCTIONS  
-----

Other-----

Other-----

Estate Tax-----

County Health Dept----- 676.97

Cigarette Tax-----

Personal Property Reimb Admin Fee-----

Special Assessments-----

Election Expenses----- 31.81

Advertising Delinquent-----

Total Additional Receipts-----

Total Additional Deductions----- 708.78

Total All Receipts----- 22,240.55

Total All Deductions----- 708.78

ADVANCES-----

NET DISTRIBUTION----- 21,531.77



-----COUNTY AUDITOR

-----DEPUTY AUDITOR

UPPER SANDUSKY CORP

CORPORATION 5G

		FEEES		RECEIPTS							
	TX/RT	EF/RT	REAL	PERS-PROP	TOTAL	A/T/REA	RECEIPTS				
	MILLS	MILLS	RECEIPTS	RECEIPTS	RECEIPTS	DETAC	NET-OF-FEES	NON-BUSI	OWNER	OC	HOMESTEAD
-----											
FIRE PENSION	.400		22172.14	1529.82	23701.96	893.20	22803.88	2167.02	393.31		741.26
#127	.400000000		15035.15		92.85	583.58	4.64	14446.93	2167.02	393.31	741.26
/ /	.400000000		7136.99		4.79	309.62	.24	8356.95			
					97.64 D	4.88					
-----											
GENERAL	1.000		55408.65	3817.56	59226.21	2231.98	56982.03	5414.36	983.27		1853.14
#128	1.000000000		37566.17		232.13	1458.16	11.61	36096.40	5414.36	983.27	1853.14
/ /	1.000000000		17842.48		11.96	773.82	.59	20885.63			
					244.09 D	12.20					
-----											
GENERAL	1.300		17019.84	4971.93	21991.77	796.22	21193.02	1023.38	185.74		350.06
#129	.188900400		7100.36		43.85	275.60	2.19	6822.57	1023.38	185.74	350.06
1976/2022/2026	.555947600		9919.48		6.65	520.62	.34	14370.45			
					50.50 D	2.53					
-----											
GENERAL	.700		15.20	4.91	20.11	.71	19.40	2.23			
#130	.700000000		15.20			.55	14.65	2.23			
/ /	.700000000					.16	4.75				
						D					
-----											
POLICE PENSION	.400		22172.14	1529.82	23701.96	893.20	22803.88	2167.02	393.31		741.26
#131	.400000000		15035.15		92.85	583.58	4.64	14446.93	2167.02	393.31	741.26
/ /	.400000000		7136.99		4.79	309.62	.24	8356.95			
					97.64 D	4.88					
-----											
A L L	L E V I E S			11,854.04		4,815.31		10,774.01			3,685.72
			116,787.97					123,802.21		1,955.63	
	CLASS-1					2,901.47	23.08	10,774.01			3,685.72
			74,752.03		461.68			71,827.48		1,955.63	
	CLASS-2					1,913.84	1.41				
			42,035.94		28.19			51,974.73			
					D	24.49					
3.800					128,642.01						
	2.6889 AGR-RES							.00 PREVIOUSLY ADVANCED			
	3.0559 COM-IND							123,802.21 BALANCE			

489.87 Delinquent Tax Receipts--included in figures shown above

UPPER SANDUSKY CORP

CORPORATION 5G

ADDITIONAL SOURCES OF RECEIPTS

ADDITIONAL DEDUCTIONS

Other-----

Other-----

Estate Tax-----

County Health Dept----- 8,604.06

Cigarette Tax-----

Personal Property Reimb Admin Fee-----

Special Assessments-----

Election Expenses----- 357.54

Advertising Delinquent-----

Total Additional Receipts-----

Total Additional Deductions----- 8,961.60

Total All Receipts----- 123,802.21

Total All Deductions----- 8,961.60

ADVANCES-----

NET DISTRIBUTION----- 114,840.61

-----COUNTY AUDITOR

-----DEPUTY AUDITOR

WHARTON CORPORATION

CORPORATION 5H

	TX/RT MILLS	EF/RT MILLS	REAL RECEIPTS	PERS-PROP RECEIPTS	TOTAL RECEIPTS	FEE A/T/REA DETAC	RECEIPTS NET-OF-FEES	NON-BUSI	OWNER	OC	HOMESTEAD
GENERAL	.800		981.70	63.42	1045.12	49.46	994.40	164.42	23.45		62.52
#132	.800000000		1094.39		25.19	42.80	1050.33	164.42	23.45		62.52
/ /	.800000000		112.69			6.66	55.93-				
					25.19 D	1.26					
GENERAL	2.000		2445.34	158.55	2603.89	105.55	2495.69				131.59
#133 NO RL BK	1.683762000		2698.77		53.02	90.08	2606.04				131.59
2016/2021/2025	1.799140000		253.43			15.47	110.35-				
					53.02 D	2.65					
A L L L E V I E S				221.97		155.01		164.42			194.11
			3,427.04				3,490.09		23.45		
CLASS-1						132.88		164.42			194.11
			3,793.16		78.21		3,656.37		23.45		
CLASS-2						22.13					
			366.12-				166.28-				
						D 3.91					
	2.800				3,649.01						
	2.4837		AGR-RES				.00	PREVIOUSLY ADVANCED			
	2.5991		COM-IND				3,490.09	BALANCE			

78.21 Delinquent Tax Receipts--included in figures shown above

WHARTON CORPORATION

CORPORATION 5H

ADDITIONAL SOURCES OF RECEIPTS

ADDITIONAL DEDUCTIONS

Other-----

Other-----

Estate Tax-----

County Health Dept----- 250.98

Cigarette Tax-----

Personal Property Reimb Admin Fee-----

Special Assessments-----

Election Expenses-----

Advertising Delinquent-----

Total Additional Receipts-----

Total Additional Deductions----- 250.98

Total All Receipts----- 3,490.09

Total All Deductions----- 250.98

ADVANCES-----

NET DISTRIBUTION----- 3,239.11

-----COUNTY AUDITOR

-----DEPUTY AUDITOR



ALL CORPORATION

		REAL	PERS-PROP	TOTAL	FEEES	RECEIPTS				
		RECEIPTS	RECEIPTS	RECEIPTS	A/T/REA	NET-OF-FEES	NON-BUSI	OWNER	OC	HOMESTEAD
					DETAC					
A L L	CORPORATION	213536.10	21671.25		8753.93	226307.59	19942.28	3598.95		9191.79
				D	145.83					
				235207.35						

DORCAS CAREY PUBLIC LIBRA

OTHER 6A

		F E E S				R E C E I P T S				
	TX/RT MILLS	EF/RT MILLS	REAL RECEIPTS	PERS-PROP RECEIPTS	TOTAL RECEIPTS	A/T/REA DETAC	NET-OF-FEES	NON-BUSI	OWNER OC	HOMESTEAD
CURRENT EXPENSE	1.750		53338.26	3836.95	57175.21	2118.11	55021.38	6597.29	981.71	1677.14
#134	1.305853500		45676.56		714.39	1748.19	43892.65	6594.58	981.71	1677.14
2010/2023/CONT	1.498344750		7661.70			369.92	11128.73	2.71		
					714.39 D	35.72				
-----										
A L L L E V I E S				3,836.95		2,118.11		6,597.29		1,677.14
			53,338.26				55,021.38		981.71	
	CLASS-1					1,748.19	35.72	6,594.58		1,677.14
			45,676.56		714.39		43,892.65		981.71	
	CLASS-2					369.92		2.71		
			7,661.70				11,128.73			
						D	35.72			
	1.750				57,175.21					
	1.3058	AGR-RES						.00	PREVIOUSLY ADVANCED	
	1.4983	COM-IND						55,021.38	BALANCE	

714.39 Delinquent Tax Receipts--included in figures shown above

DORCAS CAREY PUBLIC LIBRA

OTHER 6A

ADDITIONAL SOURCES OF RECEIPTS

ADDITIONAL DEDUCTIONS

Other-----  
 Estate Tax-----  
 Cigarette Tax-----  
 Special Assessments-----  
  
 Total Additional Receipts-----  
  
 Total All Receipts----- 55,021.38

Other-----  
 County Health Dept-----  
 Personal Property Reimb Admin Fee-----  
 Election Expenses----- 232.77  
 Advertising Delinquent-----  
 Total Additional Deductions----- 232.77  
  
 Total All Deductions----- 232.77

ADVANCES-----

NET DISTRIBUTION----- 54,788.61



-----COUNTY AUDITOR

-----DEPUTY AUDITOR

FINDLAY-HANCOCK CO LIBRAR

OTHER 6B

	TX/RT MILLS	EF/RT MILLS	REAL RECEIPTS	PERS-PROP RECEIPTS	TOTAL RECEIPTS	FEE A/T/REA DETAC	RECEIPTS NET-OF-FEES	NON-BUSI	OWNER	OC	HOMESTEAD
CURRENT EXPENSE	.500		344.63	45.93	390.56	14.77	375.79	58.89	5.32		9.22
#135		.339650000	343.05			13.25	329.80	58.89	5.32		9.22
2010/2020/2024		.402713000	1.58			1.52	45.99				
						D					

A L L	L E V I E S			45.93		14.77		58.89			9.22
			344.63				375.79		5.32		
	CLASS-1					13.25		58.89			9.22
	CLASS-2		343.05				329.80		5.32		
			1.58				45.99				
						D					
	.500				390.56						
		.3396	AGR-RES					.00	PREVIOUSLY ADVANCED		
		.4027	COM-IND				375.79	BALANCE			

FINDLAY-HANCOCK CO LIBRAR

OTHER

6B

-----  
ADDITIONAL  
SOURCES OF RECEIPTS

-----  
ADDITIONAL  
DEDUCTIONS

Other-----

Other-----

Estate Tax-----

County Health Dept-----

Cigarette Tax-----

Personal Property Reimb Admin Fee-----

Special Assessments-----

Election Expenses-----

Advertising Delinquent-----

Total Additional Receipts-----

Total Additional Deductions-----

Total All Receipts----- 375.79

Total All Deductions-----

ADVANCES-----

NET DISTRIBUTION-----

375.79



-----  
COUNTY AUDITOR

-----  
DEPUTY AUDITOR

FOREST-JACKSON LIBRARY

OTHER 6C

	TX/RT MILLS	EF/RT MILLS	REAL RECEIPTS	PERS-PROP RECEIPTS	TOTAL RECEIPTS	FEES		RECEIPTS			
						A/T/REA DETAC	NET-OF-FEES	NON-BUSI	OWNER	OC	HOMESTEAD
CURRENT EXPENSE	.700		6250.17	1186.26	7436.43	283.89		7146.11	1017.56	83.02	145.57
#136	.406525000		6345.73		128.65	241.62	6.43	6097.68	1017.56	83.02	145.57
2010/2020/2024	.687138900		95.56			42.27		1048.43			
					128.65 D	6.43					

A L L L E V I E S											
			6,250.17	1,186.26		283.89		7,146.11	1,017.56	83.02	145.57
	CLASS-1		6,345.73		128.65	241.62	6.43	6,097.68	1,017.56	83.02	145.57
	CLASS-2		95.56-			42.27		1,048.43			
						D	6.43				
	.700				7,436.43						
	.4065	AGR-RES							.00	PREVIOUSLY ADVANCED	
	.6871	COM-IND						7,146.11	BALANCE		

128.65 Delinquent Tax Receipts--included in figures shown above

FOREST-JACKSON LIBRARY

ADDITIONAL SOURCES OF RECEIPTS

ADDITIONAL DEDUCTIONS

Other-----

Other-----

Estate Tax-----

County Health Dept-----

Cigarette Tax-----

Personal Property Reimb Admin Fee-----

Special Assessments-----

Election Expenses-----

Advertising Delinquent-----

Total Additional Receipts-----

Total Additional Deductions-----

Total All Receipts----- 7,146.11

Total All Deductions-----

ADVANCES-----

NET DISTRIBUTION----- 7,146.11



-----COUNTY AUDITOR

-----DEPUTY AUDITOR

MOHAWK COMMUNITY LIBRARY

OTHER 6D

		F E E S				R E C E I P T S				
	TX/RT MILLS	EF/RT MILLS	REAL RECEIPTS	PERS-PROP RECEIPTS	TOTAL RECEIPTS	A/T/REA DETAC	NET-OF-FEES	NON-BUSI	OWNER OC	HOMESTEAD
CURRENT EXPENSE	.800		12316.51	2796.60	15113.11	567.73	14528.04	1935.16	224.01	527.50
#137	.599883200		11769.57		210.48	459.96	10.52	11299.09	1935.16	223.47
2010/2020/2024	.800000000		546.94		136.30	107.77	6.82	3228.95		.54
					346.78	D 17.34				3.42
-----										
A L L L E V I E S				2,796.60		567.73		1,935.16		527.50
			12,316.51					14,528.04	224.01	
CLASS-1						459.96	10.52	1,935.16		524.08
			11,769.57		210.48			11,299.09	223.47	
CLASS-2						107.77	6.82			3.42
			546.94		136.30			3,228.95	.54	
					D	17.34				
	.800				15,113.11					
	.5998	AGR-RES						.00	PREVIOUSLY ADVANCED	
	.8000	COM-IND						14,528.04	BALANCE	

346.78 Delinquent Tax Receipts--included in figures shown above



MOHAWK COMMUNITY LIBRARY

OTHER 6D

ADDITIONAL SOURCES OF RECEIPTS

ADDITIONAL DEDUCTIONS

Other-----

Other-----

Estate Tax-----

County Health Dept-----

Cigarette Tax-----

Personal Property Reimb Admin Fee-----

Special Assessments-----

Election Expenses-----

Advertising Delinquent-----

Total Additional Receipts-----

Total Additional Deductions-----

Total All Receipts----- 14,528.04

Total All Deductions-----

ADVANCES-----

NET DISTRIBUTION----- 14,528.04



-----COUNTY AUDITOR

-----DEPUTY AUDITOR

UPPER SANDUSKY LIBRARY

OTHER 6E

	TX/RT MILLS	EF/RT MILLS	REAL RECEIPTS	PERS-PROP RECEIPTS	TOTAL RECEIPTS	FEEES A/T/REA DETAC	RECEIPTS NET-OF-FEES	NON-BUSI	OWNER	OC	HOMESTEAD
CURRENT EXPENSE	1.400		102916.90	18910.26	121827.16	4525.47	117272.33	12489.51	1668.07		2915.77
#138		.896588000									
2009/2019/2023	1.212446200										
					587.11 D	29.36					
A L L L E V I E S			102,916.90	18,910.26		4,525.47	117,272.33	12,489.51	1,668.07		2,915.77
	1.400					D 29.36					
		.8965	AGR-RES		121,827.16			.00	PREVIOUSLY ADVANCED		
		1.2124	COM-IND				117,272.33		BALANCE		

587.11 Delinquent Tax Receipts--included in figures shown above

UPPER SANDUSKY LIBRARY

OTHER 6E

ADDITIONAL SOURCES OF RECEIPTS

ADDITIONAL DEDUCTIONS

Other-----

Other-----

Estate Tax-----

County Health Dept-----

Cigarette Tax-----

Personal Property Reimb Admin Fee-----

Special Assessments-----

Election Expenses-----

Advertising Delinquent-----

Total Additional Receipts-----

Total Additional Deductions-----

Total All Receipts----- 117,272.33

Total All Deductions-----

ADVANCES-----

NET DISTRIBUTION----- 117,272.33



-----COUNTY AUDITOR

-----DEPUTY AUDITOR

ALL OTHER

		REAL	PERS-PROP	TOTAL	FEEES	RECEIPTS				
		RECEIPTS	RECEIPTS	RECEIPTS	A/T/REA	NET-OF-FEES	NON-BUSI	OWNER	OC	HOMESTEAD
					DETAC					
A L L	OTHER	175166.47	26776.00		7509.97	194343.65	22098.41	2962.13		5275.20
					D					
				201942.47	88.85					

G R A N D T O T A L S		1,244,933.61		314,764.72		840,748.46		233,497.97		
		7,340,809.10				8,266,754.72		108,451.46		
					D			PREVIOUSLY ADVANCED		
					4223.27	8,266,754.72		BALANCE		
				8,585,742.71						