

		CURRENT R/E	PRIOR	REF/ADJ	MANU HOMES	NON-BUSI	CR OWN	OCC CR	HOMESTEAD
1	ANTRIM TOWNSHIP /RIDGEDALE LOCAL S	176380.20	5817.41			14498.66	1650.37		3110.15
2	ANTRIM TOWNSHIP /WYNFORD LOCAL S D	353446.47	22344.06			25726.46	2922.73		7470.20
3	ANTRIM TOWNSHIP /NEVADA CORPORATIO	92036.86	9305.90			7060.90	1093.14		6358.21
4	ANTRIM TOWNSHIP /UPPER SANDUSKY S	63717.46	2709.19			4581.09	373.56		828.06
5	CRANE TOWNSHIP /UPPER SANDUSKY S	649681.56	31141.65			46900.01	5276.08		7788.24
6	CRANE TOWNSHIP /UPPER SANDUSKY CO	1899476.78	77392.75	235.56-		163355.03	29669.09		64361.45
7	CRANE TOWNSHIP /WYNFORD LOCAL S D	5426.54	1.43			306.11	11.22		
8	CRANE TOWNSHIP /MOHAWK LOCAL S D	25300.66	1868.01			1968.33	217.75		1013.09
9	CRAWFORD TOWNSHIP/CAREY S D	728323.25	29192.37			62015.75	6834.12		12753.60
10	CRAWFORD TOWNSHIP/CAREY CORPORATION	933951.26	87344.39	903.64-		90743.34	16596.55		29748.61
11	CRAWFORD TOWNSHIP/UPPER SANDUSKY S	8719.97				842.08	104.33		134.11
12	EDEN TOWNSHIP /UPPER SANDUSKY S	206842.18	10745.45	566.84-		17072.18	1770.29		4273.80
13	EDEN TOWNSHIP /WYNFORD LOCAL S D	160821.32	6505.80			10971.94	1405.70		2832.15
14	EDEN TOWNSHIP /NEVADA CORPORATIO	70128.30	13019.85			5406.65	986.26		3859.40
15	EDEN TOWNSHIP /MOHAWK LOCAL S D	6045.14				300.38			
16	JACKSON TOWNSHIP /UPPER SANDUSKY S	51384.20	2108.00			3890.11	245.00		686.05
17	JACKSON TOWNSHIP /KIRBY CORPORATION	9166.05	803.49			774.19	123.47		272.88
18	JACKSON TOWNSHIP /RIVERDALE S D HAR	293871.28	19749.53			22717.81	1716.38		2581.00
19	JACKSON TOWNSHIP /KENTON CITY S D H	29049.29	1000.00			2207.35	118.10		523.47
20	MIFFLIN TOWNSHIP /UPPER SANDUSKY S	593325.86	13968.06	296.92-		43991.53	3949.38		5850.22
21	MIFFLIN TOWNSHIP /KIRBY CORPORATION	5908.94				586.86	99.43		658.08
22	MIFFLIN TOWNSHIP /RIVERDALE S D HAR	7764.04				494.07	29.96		130.76
23	MARSEILLES TOWNSH/UPPER SANDUSKY S	309781.04	16642.15			19304.40	1093.07		3203.90
24	MARSEILLES TOWNSH/MARSEILLES CORPORA	18390.62	2754.61			1402.89	216.36		1481.22
25	MARSEILLES TOWNSH/KENTON CITY S D H	52296.64				2790.81	207.56		532.08
26	PITT TOWNSHIP /UPPER SANDUSKY S	574145.13	21080.14			44983.11	5241.85		8191.18
27	PITT TOWNSHIP /HARPSTER CORPORAT	55293.97	4335.64			5183.72	776.65		4966.47
28	PITT TOWNSHIP /WYNFORD LOCAL S D	11681.30				882.88	111.38		340.24
29	RICHLAND TOWNSHIP/RIVERDALE S D HAR	431516.48	18793.65	2937.59-		34939.73	2644.73		4831.15
30	RICHLAND TOWNSHIP/WHARTON CORPORATI	68780.76	5595.23			6069.84	864.61		2718.80
31	RIDGE TOWNSHIP /CAREY S D	205070.33	19426.96			16942.19	1886.14		3272.67
32	RIDGE TOWNSHIP /RIVERDALE S D HAR	55575.20	21774.19			5112.83	393.83		378.30
33	RIDGE TOWNSHIP /VANLUE S D HANCOCK	75877.07	897.43	40.00		5860.63	529.63		1008.63
34	SALEM TOWNSHIP /UPPER SANDUSKY S	598630.90	18115.67	317.05-		47506.74	5046.30		6979.86
35	SALEM TOWNSHIP /RIVERDALE S D HAR	43209.25	8381.83			4076.13	334.31		1029.60
36	SYCAMORE TOWNSHIP/MOHAWK LOCAL S D	414814.97	20196.63			33385.88	3268.35		6570.53
37	SYCAMORE TOWNSHIP/SYCAMORE CORPORAT	194413.18	20934.07			19274.49	3570.92		11501.44
38	TYMOCHTEE TOWNSHI/MOHAWK LOCAL S D	623609.21	29532.76	335.86-		51177.93	5253.22		11567.65
39	TYMOCHTEE TOWNSHI/UPPER SANDUSKY S	76604.69	2853.45			5500.02	587.52		644.26
40	EDEN TWP /UPPER SANDUSKY S	127006.42	6088.53			9937.39	1081.41		2339.71
41	PITT TOWNSHIP /UPPER CORPORATION	1296.96				98.56			
42	SALEM TOWNSHIP /UPPER SANDUSKY CO	743.04				34.88			

** COUNTY TOTALS **

10309504.77	552420.28	5553.46-	840875.88	108300.75	226791.22
-------------	-----------	----------	-----------	-----------	-----------

		CURRENT R/E	PRIOR	REF/ADJ	PERS/PROPTY	NON-BUSI CR	OWN OCC CR	HOMESTEAD
1	ANTRIM TOWNSHIP /RIDGEDALE LOCAL S	9082.23			33767.03			
2	ANTRIM TOWNSHIP /WYNFORD LOCAL S D	4165.03			47833.07			
3	ANTRIM TOWNSHIP /NEVADA CORPORATIO	16548.07	2013.69		14524.08			
4	ANTRIM TOWNSHIP /UPPER SANDUSKY S	785.01			9437.69			
5	CRANE TOWNSHIP /UPPER SANDUSKY S	26367.10	1454.65		92587.43		10.90	153.18
6	CRANE TOWNSHIP /UPPER SANDUSKY CO	799968.37	56650.61	73450.16-	204095.01			
7	CRANE TOWNSHIP /WYNFORD LOCAL S D				1917.71			
8	CRANE TOWNSHIP /MOHAWK LOCAL S D	488.06	504.31		4239.22			
9	CRAWFORD TOWNSHIP/CAREY S D	61732.13	617.65		102823.40			
10	CRAWFORD TOWNSHIP/CAREY CORPORATION	282032.18	67555.44	45494.56-	28762.75	74.56		
11	CRAWFORD TOWNSHIP/UPPER SANDUSKY S				183.97			
12	EDEN TOWNSHIP /UPPER SANDUSKY S	1587.58			23688.49			
13	EDEN TOWNSHIP /WYNFORD LOCAL S D	6682.89			15777.55			
14	EDEN TOWNSHIP /NEVADA CORPORATIO	3662.48	311.25		18625.29			
15	EDEN TOWNSHIP /MOHAWK LOCAL S D				241.52			
16	JACKSON TOWNSHIP /UPPER SANDUSKY S	407.89			5124.33			
17	JACKSON TOWNSHIP /KIRBY CORPORATION	3298.98			1900.04			
18	JACKSON TOWNSHIP /RIVERDALE S D HAR	1254.86	109.49		15160.43			
19	JACKSON TOWNSHIP /KENTON CITY S D H				3600.30			
20	MIFFLIN TOWNSHIP /UPPER SANDUSKY S	2405.70			26803.10	14.35		
21	MIFFLIN TOWNSHIP /KIRBY CORPORATION	4625.35			944.70			
22	MIFFLIN TOWNSHIP /RIVERDALE S D HAR				1.76			
23	MARSEILLES TOWNSH/UPPER SANDUSKY S	809.46	402.76		39981.17			
24	MARSEILLES TOWNSH/MARSEILLES CORPOR	1145.18	347.24		3037.05			
25	MARSEILLES TOWNSH/KENTON CITY S D H				5124.27			
26	PITT TOWNSHIP /UPPER SANDUSKY S	25961.98		9000.00-	228200.20			
27	PITT TOWNSHIP /HARPSTER CORPORAT	33868.05	1398.67		26321.07			
28	PITT TOWNSHIP /WYNFORD LOCAL S D				51.21			
29	RICHLAND TOWNSHIP/RIVERDALE S D HAR	615.90			39177.64			
30	RICHLAND TOWNSHIP/WHARTON CORPORATI	9008.21	16.01		3396.94			
31	RIDGE TOWNSHIP /CAREY S D	4857.20			20558.63			
32	RIDGE TOWNSHIP /RIVERDALE S D HAR	19.91			7307.09			
33	RIDGE TOWNSHIP /VANLUE S D HANCOC	299.53			4938.39			
34	SALEM TOWNSHIP /UPPER SANDUSKY S	44545.19	37.57		56216.27			
35	SALEM TOWNSHIP /RIVERDALE S D HAR				3915.69			
36	SYCAMORE TOWNSHIP/MOHAWK LOCAL S D	3317.08	25.00		69578.76			
37	SYCAMORE TOWNSHIP/SYCAMORE CORPORAT	48798.84			4138.05			
38	TYMOCHTEE TOWNSHI/MOHAWK LOCAL S D	12473.64	2579.84		104823.23	26.94		185.71
39	TYMOCHTEE TOWNSHI/UPPER SANDUSKY S	1999.00			3247.72			
40	EDEN TWP /UPPER SANDUSKY S	993.18						
41	PITT TOWNSHIP /UPPER CORPORATION				380.29			
42	SALEM TOWNSHIP /UPPER SANDUSKY CO				372.17			

** COUNTY TOTALS **

1413806.26	134024.18	118944.72-	1272804.71	74.56	52.19	338.89
		9000.00-P/P				
		PRIOR P/P	11084.07			

TOTAL COLLECTION & ROLLBACKS: 14,858,993.69

REAL ESTATE ASSESSMENT

.0400000	(1ST \$ 500,000)	20,000.00
.0200000	(NEXT \$10,000,000)	200,000.00
.0075000	(BALANCE)	32,692.45
T O T A L		252,692.45 *

AUDITOR

.0250000	(1ST \$ 100,000)	2,500.00
.0083180	(NEXT \$ 2,000,000)	16,636.00
.0066550	(NEXT \$ 2,000,000)	13,310.00
.0016630	(BALANCE)	17,892.21
T O T A L		50,338.21 *

TREASURER

.0094950	(1ST \$ 6,020,000)	57,159.90
.0019960	(BALANCE)	17,642.63
T O T A L		74,802.53 *

GRAND TOTAL FEES: 377,833.19 *

WYANDOT COUNTY							COUNTY	1A			
	TX/RT MILLS	EF/RT MILLS	REAL RECEIPTS	PERS-PROP RECEIPTS	TOTAL RECEIPTS	FEES	RECEIPTS				
						A/T/REA DETAC	NET-OF-FEES	NON-BUSI	OWNER	OC	HOMESTEAD
COUNTY GENERAL	2.900		967229.02	66195.92	1033424.94	29223.39	1001496.49	78229.22	10026.66	17960.62	
# 1	2.9000000000		863013.48		44143.39	24644.62	2207.17	836161.69	78223.98	10022.30	17935.80
/ /	2.9000000000		104215.54		9957.82	4578.77	497.89	165334.80	5.24	4.36	24.82
					54101.21	D 2705.06					
HEALTH DISTRICT	.700		225182.14	15978.33	241160.47	6282.03	234300.82			3833.73	
# 2 NO RLBK	.619014900		203049.66		9422.55	5260.48	471.13	197318.05		3828.46	
2019/2019/2024	.615822200		22132.48		2129.77	1021.55	106.49	36982.77		5.27	
					11552.32	D 577.62					
MENTAL HEALTH/REC	.600		192920.48	13695.73	206616.21	5382.05	200739.48			3286.06	
# 3 NO RLBK	.530584200		174042.50		8076.48	4508.98	403.82	169129.70		3281.56	
2017/ /2026	.525268800		18877.98		1817.12	873.07	90.86	31609.78		4.50	
					9893.60	D 494.68					
SENIOR CITIZENS	1.000		321688.68	22826.18	344514.86	8974.33	334715.36			5476.77	
# 4 NO RLBK	.884307000		290070.88		13460.82	7514.97	673.04	281882.87		5469.24	
2019/ /2023	.879746000		31617.80		3042.54	1459.36	152.13	52832.49		7.53	
					16503.36	D 825.17					
SENIOR CITIZENS	.800		180286.06	18260.97	198547.03	5592.93	192436.24	14061.20	1802.46	3229.77	
# 5	.521244800		155117.70		7934.31	4429.61	396.72	150291.37	14059.94	1801.41	3223.78
2009/2019/2023	.700358400		25168.36		2422.85	1163.32	121.14	42144.87	1.26	1.05	5.99
					10357.16	D 517.86					
A L L L E V I E S			136,957.13		55,454.73			92,290.42		33,786.95	
CLASS-1		1,887,306.38			46,358.66		4,151.88	1,963,688.39		11,829.12	
CLASS-2		1,685,294.22			83037.55		968.51	1,634,783.68	92,283.92	33,738.84	
		202,012.16			19370.10			328,904.71	6.50	48.11	
					D 5,120.39						
6.000					2,024,263.51						
	5.4550	AGR-RES									
	5.6210	COM-IND									

102,407.65 Delinquent Tax Receipts--included in figures shown above

WYANDOT COUNTY

COUNTY 1A

ADDITIONAL SOURCES OF RECEIPTS

ADDITIONAL DEDUCTIONS

Other-----
 Estate Tax-----
 Cigarette Tax-----
 Special Assessments-----
 Total Additional Receipts-----
 Total All Receipts----- 1,963,688.39

Other-----
 County Health Dept-----
 Personal Property Reimb Admin Fee-----
 Election Expenses-----
 Advertising Delinquent-----
 Total Additional Deductions-----
 Total All Deductions-----

ADVANCES-----

NET DISTRIBUTION----- 1,963,688.39

1,972,688.39

-----COUNTY AUDITOR

-----DEPUTY AUDITOR

County - 1,010,496.49
HEALTH - 234,300.82
SENIORS - 527,151.60
MHRSB - 200,739.48

WYANDOT COUNTY

COUNTY 1B

		TX/RT	EF/RT	REAL	PERS-PROP	TOTAL	A/T/REA	RECEIPTS				
		MILLS	MILLS	RECEIPTS	RECEIPTS	RECEIPTS	DETAC	NET-OF-FEES	NON-BUSI	OWNER	OC	HOMESTEAD

ANGELINE SCHOOLS	2.950			609748.61	67337.21	677085.82	19050.95	656266.08	46860.36	6007.19		10765.54
# 6	1.737083900			516940.31		26441.66	14761.99	1322.08	500856.24	46855.70	6003.31	10743.44
2006/2011/CONT	2.582571600			92808.30		8934.22	4288.96	446.71	155409.84	4.66	3.88	22.10
						35375.88	D 1768.79					

ANGELINE SCHOOLS	1.500			482301.39	34239.27	516540.66	13455.12	501848.84				8215.07
# 7 NO RLBK	1.326460500			435106.39		20191.20	11272.45	1009.56	422824.38			8203.84
2022/ /2026	1.313172000			47195.00		4542.85	2182.67	227.14	79024.46			11.23
						24734.05	D 1236.70					

A L L	L E V I E S				101,576.48		32,506.07			46,860.36		18,980.61
			1,092,050.00						1,158,114.92		6,007.19	
	CLASS-1						26,034.44	2,331.64		46,855.70		18,947.28
			952,046.70			46632.86			923,680.62		6,003.31	
	CLASS-2						6,471.63	673.85		4.66		33.33
			140,003.30			13477.07			234,434.30		3.88	
							D 3,005.49					
4.450						1,193,626.48						
	3.0634	AGR-RES										
	3.8956	COM-IND										

60,109.93 Delinquent Tax Receipts--included in figures shown above

WYANDOT COUNTY

COUNTY 1B

ADDITIONAL
SOURCES OF RECEIPTS

ADDITIONAL
DEDUCTIONS

Other-----

Other-----

Estate Tax-----

County Health Dept-----

Cigarette Tax-----

Personal Property Reimb Admin Fee-----

Special Assessments-----

Election Expenses-----

Advertising Delinquent-----

Total Additional Receipts-----

Total Additional Deductions-----

Total All Receipts----- 1,158,114.92

Total All Deductions-----

ADVANCES-----

NET DISTRIBUTION----- 1,158,114.92



COUNTY AUDITOR

DEPUTY AUDITOR

ALL COUNTY

		REAL	PERS-PROP	TOTAL	FEEES					
		RECEIPTS	RECEIPTS	RECEIPTS	A/T/REA	RECEIPTS				
					DETAC	NET-OF-FEES	NON-BUSI	OWNER	OC	HOMESTEAD
A L L	COUNTY	2979356.38	238533.61		87960.80	3121803.31	139150.78	17836.31		52767.56
					D 8125.88					
				3217889.99						

CAREY EVSD

BOARD OF ED 2A

		TX/RT	EF/RT	REAL	PERS-PROP	TOTAL	A/T/REA	RECEIPTS				
		MILLS	MILLS	RECEIPTS	RECEIPTS	RECEIPTS	DETAC	NET-OF-FEES	NON-BUSI	OWNER	OC	HOMESTEAD
BOND		4.850		300970.64	10651.35	311621.99	8921.92	301437.91	24530.56	3651.79		6003.27
# 8		4.850000000		260536.29		17831.81	7493.94	891.59	252150.76	24521.80	3651.79	6003.27
2013/	/2049	4.850000000		40434.35		7411.34	1427.98	370.57	49287.15	8.76		
						25243.15	D 1262.16					
CLASSROOM FACILIT		.500		24009.91	1098.08	25107.99	717.98	24287.35	1924.68	286.51		471.00
# 9		.380516000		20440.86		1399.03	587.95	69.95	19782.96	1923.91	286.51	471.00
2013/	/2035	.428098500		3569.05		654.18	130.03	32.71	4504.39	.77		
						2053.21	D 102.66					
GENERAL		7.800		234219.64	17130.01	251349.65	7164.12	243107.78	17528.07	2608.73		4288.56
# 10		3.464697600		186119.48		12738.51	5353.45	636.93	180129.10	17517.65	2608.73	4288.56
1991/	/CONT	5.769496200		48100.16		8816.43	1810.67	440.82	62978.68	10.42		
						21554.94	D 1077.75					
GENERAL		2.900		51087.33	6368.85	57456.18	1630.09	55604.20	4038.83	601.19		988.33
# 11		.798459900		42892.33		2935.66	1233.73	146.78	41511.82	4037.05	601.19	988.33
1977/	/CONT	.982969500		8195.00		1502.08	396.36	75.11	14092.38	1.78		
						4437.74	D 221.89					
GENERAL		4.800		142506.34	10541.54	153047.88	4362.19	148037.39	10786.15	1605.37		2639.12
# 12		2.132121600		114535.07		7839.09	3294.43	391.95	110848.69	10780.09	1605.37	2639.12
1989/	/CONT	3.355084800		27971.27		5126.94	1067.76	256.35	37188.70	6.06		
						12966.03	D 648.30					
GENERAL		5.000		125075.32	10980.78	136056.10	3872.77	131619.06	9544.22	1420.56		2335.29
# 13		1.886670000		101349.70		6936.65	2915.17	346.83	98087.70	9539.08	1420.56	2335.29
1979/	/CONT	2.845830000		23725.62		4348.74	957.60	217.44	33531.36	5.14		
						11285.39	D 564.27					
GENERAL		24.400		429838.16	53586.19	483424.35	13715.22	467842.21	33981.80	5058.35		8315.55
# 14		6.718076400		360887.17		24700.09	10380.38	1235.00	349271.79	33966.86	5058.35	8315.55
1976/	/CONT	8.270502000		68950.99		12638.25	3334.84	631.92	118570.42	14.94		
						37338.34	D 1866.92					
GENERAL		5.000		310279.01	10980.78	321259.79	9197.85	310760.75	25289.23	3764.73		6188.93
# 15		5.000000000		268594.12		18383.30	7725.71	919.17	259949.24	25280.20	3764.73	6188.93
/	/	5.000000000		41684.89		7640.56	1472.14	382.02	50811.51	9.03		
						26023.86	D 1301.19					
A L L L E V I E S				121,337.58		49,582.14			127,623.54		31,230.05	
				1,617,986.35					1,682,696.65		18,997.23	
CLASS-1						38,984.76		4,638.20	127,566.64		31,230.05	
				1,355,355.02		92764.14			1,311,732.06		18,997.23	
CLASS-2						10,597.38		2,406.94			56.90	
				262,631.33		48138.52			370,964.59			
						D 7,045.14						
55.250						1,739,323.93						
25.2302 AGR-RES												
31.5016 COM-IND												

140,902.66 Delinquent Tax Receipts--included in figures shown above

CAREY EVSD

BOARD OF ED 2A

ADDITIONAL
SOURCES OF RECEIPTS

ADDITIONAL
DEDUCTIONS

Other-----

Other-----

Estate Tax-----

County Health Dept-----

Cigarette Tax-----

Personal Property Reimb Admin Fee-----

Special Assessments-----

Election Expenses-----

Advertising Delinquent-----

Total Additional Receipts-----


Total Additional Deductions-----

Total All Receipts----- 1,682,696.65

Total All Deductions-----

ADVANCES-----

NET D I S T R I B U T I O N----- 1,682,696.65



-----COUNTY AUDITOR

-----DEPUTY AUDITOR

KENTON CSD

BOARD OF ED 2B

		TX/RT	EF/RT	REAL	PERS-PROP	TOTAL	A/T/REA	RECEIPTS				
		MILLS	MILLS	RECEIPTS	RECEIPTS	RECEIPTS	DETAC	NET-OF-FEES	NON-BUSI	OWNER	OC	HOMESTEAD
BOND		2.900		5251.65	413.27	5664.92	157.24		5504.39	422.48	27.48	68.80
# 16		2.900000000		5251.65		65.73	146.73	3.29	5101.63	422.48	27.48	68.80
	2011/ /2038	2.900000000					10.51		402.76			
						65.73 D	3.29					
BOND		6.400		12582.86	912.03	13494.89	347.01		13140.63			151.82
# 17 NO RLBK		6.400000000		12582.86		145.06	323.82	7.25	12251.79			151.82
	2021/ /2057	6.400000000					23.19		888.84			
						145.06 D	7.25					
CLASSROOM FACILIT		.500		724.25	71.26	795.51	22.05		773.01	58.27	3.79	9.49
# 18		.399941000		724.25		9.06	20.24	.45	703.56	58.27	3.79	9.49
	2011/ /CONT	.493675500					1.81		69.45			
						9.06 D	.45					
GENERAL		4.800		5428.42	684.02	6112.44	169.06		5939.98	436.70	28.41	71.11
# 19		2.997614400		5428.42		67.94	151.67	3.40	5273.35	436.70	28.41	71.11
	1985/ /CONT	4.739284800					17.39		666.63			
						67.94 D	3.40					
GENERAL		3.500		6338.20	498.77	6836.97	189.77		6643.23	509.88	33.17	83.03
# 20		3.500000000		6338.20		79.33	177.09	3.97	6157.14	509.88	33.17	83.03
	/ /	3.500000000					12.68		486.09			
						79.33 D	3.97					
GENERAL		4.600		5031.93	655.52	5687.45	157.26		5527.04	404.80	26.33	65.92
# 21		2.778666800		5031.93		62.98	140.59	3.15	4888.19	404.80	26.33	65.92
	1980/ /CONT	3.378336600					16.67		638.85			
						62.98 D	3.15					
GENERAL		21.300		21267.06	3035.36	24302.42	671.38		23617.73	1710.85	111.28	278.59
# 22		11.743818900		21267.06		266.18	594.19	13.31	20659.56	1710.85	111.28	278.59
	1976/ /CONT	13.429245300					77.19		2958.17			
						266.18 D	13.31					
A L L	L E V I E S				6,270.23		1,713.77			3,542.98		728.76
				56,624.37					61,146.01		230.46	
	CLASS-1						1,554.33	34.82		3,542.98		728.76
				56,624.37		696.28			55,035.22		230.46	
	CLASS-2						159.44					
									6,110.79			
							D	34.82				
	44.000					62,894.60						
		30.7199	AGR-RES									
		34.8403	COM-IND									

696.28 Delinquent Tax Receipts--included in figures shown above

KENTON CSD

BOARD OF ED 2B

ADDITIONAL
SOURCES OF RECEIPTS

ADDITIONAL
DEDUCTIONS

Other-----

Other-----

Estate Tax-----

County Health Dept-----

Cigarette Tax-----

Personal Property Reimb Admin Fee-----

Special Assessments-----

Election Expenses-----

Advertising Delinquent-----

Total Additional Receipts-----


Total Additional Deductions-----

Total All Receipts----- 61,146.01

Total All Deductions-----

ADVANCES-----

NET DISTRIBUTION----- 61,146.01



-----COUNTY AUDITOR

-----DEPUTY AUDITOR

MOHAWK LSD

BOARD OF ED 2C

		MOHAWK LSD				FEEES						
		TX/RT MILLS	EF/RT MILLS	REAL RECEIPTS	PERS-PROP RECEIPTS	TOTAL RECEIPTS	A/T/REA DETAC	RECEIPTS				
								NET-OF-FEES	NON-BUSI	OWNER	OC	HOMESTEAD
BOND		.900		34278.94	3001.01	37279.95	1049.85	36137.35	2909.32	334.96		754.64
# 23		.9000000000		32985.45		1789.96	940.32	89.50	31955.63	2909.32	334.36	750.79
	2003/ /2030	.9000000000		1293.49		65.00	109.53	3.25	4181.72		.60	3.85
						1854.96 D	92.75					
BOND		.200		7617.53	666.89	8284.42	233.30	8030.51	646.52	74.43		167.69
# 24		.2000000000		7330.09		397.77	208.96	19.89	7101.24	646.52	74.30	166.84
	2003/ /2030	.2000000000		287.44		14.45	24.34	.72	929.27		.13	.85
						412.22 D	20.61					
CLASSROOM FACILIT		.500		12341.33	1667.22	14008.55	392.14	13583.07	1025.14	118.16		266.69
# 25		.317124000		11622.73		630.71	331.33	31.54	11259.86	1025.14	117.82	264.55
	2003/ /2025	.5000000000		718.60		36.11	60.81	1.80	2323.21		.34	2.14
						666.82 D	33.34					
GENERAL		6.000		126682.69	20006.70	146689.39	4100.59	142246.44	10575.60	1218.63		2749.32
# 26		3.271566000		119904.51		6506.62	3418.14	325.33	116161.04	10575.60	1215.46	2729.16
	1980/ /CONT	4.716204000		6778.18		340.63	682.45	17.03	26085.40		3.17	20.16
						6847.25 D	342.36					
GENERAL		22.900		421283.43	76358.90	497642.33	13894.80	482608.44	35417.26	4079.76		9198.55
# 27		10.956344700		401555.42		21790.43	11447.22	1089.52	389018.68	35417.26	4070.54	9139.88
	1976/ /CONT	13.726557700		19728.01		991.41	2447.58	49.57	93589.76		9.22	58.67
						22781.84 D	1139.09					
GENERAL		5.000		190438.55	16672.25	207110.80	5832.48	200763.05	16162.89	1860.97		4192.42
# 28		5.000000000		183252.49		9944.21	5224.01	497.21	177531.27	16162.89	1857.61	4171.05
	/ /	5.000000000		7186.06		361.12	608.47	18.06	23231.78		3.36	21.37
						10305.33 D	515.27					
GENERAL		3.000		66006.51	10003.35	76009.86	2125.36	73706.15	5495.52	633.33		1429.19
# 29		1.700040000		62307.30		3381.11	1776.21	169.06	60362.03	5495.52	631.60	1418.19
	1986/ /CONT	2.573874000		3699.21		185.90	349.15	9.29	13344.12		1.73	11.00
						3567.01 D	178.35					
A L L L E V I E S				128,376.32			27,628.52			72,232.25		18,758.50
			858,648.98						957,075.01		8,320.24	
	CLASS-1						23,346.19	2,222.05		72,232.25		18,640.46
			818,957.99			44440.81			793,389.75		8,301.69	
	CLASS-2						4,282.33	99.72				118.04
			39,690.99			1994.62			163,685.26		18.55	
						D	2,321.77					
	38.500					987,025.30						
		22.3449	AGR-RES									
		27.6165	COM-IND									

46,435.43 Delinquent Tax Receipts--included in figures shown above

MOHAWK LSD

BOARD OF ED 2C

ADDITIONAL
SOURCES OF RECEIPTS

ADDITIONAL
DEDUCTIONS

Other-----

Other-----

Estate Tax-----

County Health Dept-----

Cigarette Tax-----

Personal Property Reimb Admin Fee-----

Special Assessments-----

Election Expenses-----

Advertising Delinquent-----

Total Additional Receipts-----

Total Additional Deductions-----

Total All Receipts----- 957,075.01

Total All Deductions-----

ADVANCES-----

NET DISTRIBUTION----- 957,075.01



-----COUNTY AUDITOR

-----DEPUTY AUDITOR

RIDGEDALE LSD

BOARD OF ED 2D

	TX/RT MILLS	EF/RT MILLS	REAL RECEIPTS	PERS-PROP RECEIPTS	TOTAL RECEIPTS	FEEES A/T/REA DETAC	RECEIPTS				
							NET-OF-FEES	NON-BUSI	OWNER	OC	HOMESTEAD
EMERGENCY	3.270		18557.39	1766.13	20323.52	523.89					279.29
# 30 NO RLBK	3.270000000		17811.70		522.41	460.02	26.12				279.29
2017/ /2026	3.270000000		745.69		315.52	63.87	15.78				
					837.93 D	41.90					
GENERAL	5.500		28230.57	2970.55	31201.12	881.15					
# 31	5.500000000		26976.35		878.67	773.73	43.93				
/ /	5.500000000		1254.22		530.69	107.42	26.54				
					1409.36 D	70.47					
GENERAL	4.500		11419.38	2430.45	13849.83	387.29					
# 32	2.200221000		10791.62		351.50	309.52	17.58				
1978/ /CONT	2.752834500		627.76		434.20	77.77	21.71				
					785.70 D	39.29					
GENERAL	30.700		63006.78	16581.06	79587.84	2220.05					
# 33	12.299801500		60327.95		1964.99	1730.31	98.25				
1976/ /CONT	11.747170800		2678.83		2962.23	489.74	148.11				
					4927.22 D	246.36					

A L L L E V I E S										
			23,748.19		4,012.38			9,736.02		1,987.51
		121,214.12						140,551.91	1,108.25	
	CLASS-1				3,273.58	185.88		9,736.02		1,987.51
		115,907.62			3717.57			112,448.16	1,108.25	
	CLASS-2				738.80	212.14				
		5,306.50			4242.64			28,103.75		
					D	398.02				
	43.970				144,962.31					
	23.2700	AGR-RES								
	23.2699	COM-IND								

7,960.21 Delinquent Tax Receipts--included in figures shown above

RIDGEDALE LSD

BOARD OF ED 2D

ADDITIONAL
SOURCES OF RECEIPTS

ADDITIONAL
DEDUCTIONS

Other-----

Other-----

Estate Tax-----

County Health Dept-----

Cigarette Tax-----

Personal Property Reimb Admin Fee-----

Special Assessments-----

Election Expenses-----

Advertising Delinquent-----

Total Additional Receipts-----


Total Additional Deductions-----

Total All Receipts----- 140,551.91

Total All Deductions-----

ADVANCES-----

NET DISTRIBUTION----- 140,551.91



-----COUNTY AUDITOR

-----DEPUTY AUDITOR

RIVERDALE LSD

BOARD OF ED 2E

	TX/RT MILLS	EF/RT MILLS	REAL RECEIPTS	PERS-PROP RECEIPTS	TOTAL RECEIPTS	FEEES A/T/REA DETAC	RECEIPTS				
							NET-OF-FEES	NON-BUSI	OWNER	OC	HOMESTEAD
CLASSROOM FACILI	.500		8221.21	848.55	9069.76	233.47					88.90
# 34 NO RLBK	.253797500		8080.30		571.93	207.73	28.60	7843.97			88.90
2000/ /2022	.463252500		140.91		1.66	25.74	.08	963.64			
					573.59 D	28.68					
BOND	1.300		38260.45	2206.25	40466.70	1133.14		39186.85	3258.39	265.46	455.42
# 35	1.300000000		37865.03		2929.52	1064.01	146.48	36654.54	3258.39	265.46	455.42
2000/ /2022	1.300000000		395.42		4.66	69.13	.23	2532.31			
					2934.18 D	146.71					
GENERAL	20.500		469047.58	34790.74	503838.32	14088.69		487950.74	39954.62	3255.10	5584.33
# 36	15.940656500		464302.50		35921.88	13046.97	1796.09	449459.44	39954.62	3255.10	5584.33
1976/ /CONT	15.600008000		4745.08		55.86	1041.72	2.80	38491.30			
					35977.74 D	1798.89					
GENERAL	4.400		129496.88	7467.28	136964.16	3835.23		132632.38	11028.41	898.49	1541.40
# 37	4.400000000		128158.53		9915.30	3601.27	495.77	124061.49	11028.41	898.49	1541.40
/ /	4.400000000		1338.35		15.75	233.96	.78	8570.89			
					9931.05 D	496.55					

A L L L E V I E S			45,312.82		19,290.53		54,241.42		7,670.05
		645,026.12					668,577.58	4,419.05	
	CLASS-1				17,919.98	2,466.94		54,241.42	7,670.05
		638,406.36		49338.63			618,019.44	4,419.05	
	CLASS-2				1,370.55	3.89			
		6,619.76		77.93			50,558.14		
					D	2,470.83			
	26.700			690,338.94					
	21.8943	AGR-RES							
	21.7632	COM-IND							

49,416.56 Delinquent Tax Receipts--included in figures shown above

RIVERDALE LSD

BOARD OF ED 2E

ADDITIONAL
SOURCES OF RECEIPTS

ADDITIONAL
DEDUCTIONS

Other-----

Other-----

Estate Tax-----

County Health Dept-----

Cigarette Tax-----

Personal Property Reimb Admin Fee-----

Special Assessments-----

Election Expenses-----

Advertising Delinquent-----

Total Additional Receipts-----


Total Additional Deductions-----

Total All Receipts----- 668,577.58

Total All Deductions-----

ADVANCES-----

NET DISTRIBUTION----- 668,577.58



-----COUNTY AUDITOR

-----DEPUTY AUDITOR

UPPER SANDUSKY EVSD

BOARD OF ED 2F

		F E E S					R E C E I P T S					
		TX/RT	EF/RT	REAL	PERS-PROP	TOTAL	A/T/REA	R E C E I P T S				
		MILLS	MILLS	RECEIPTS	RECEIPTS	RECEIPTS	DETAC	NET-OF-FEES	NON-BUSI	OWNER	OC	HOMESTEAD
GENERAL		5.000		525394.02	67725.76	593119.78	16652.55	575307.97	39204.18	5237.33		8947.13
# 38		2.816620000		430986.96		16823.68	12316.17	841.18	417829.61	39204.18	5234.19	8930.97
1986/	/CONT	3.773025000		94407.06		6361.49	4336.38	318.08	157478.36		3.14	16.16
						23185.17	D 1159.26					
GENERAL		4.800		854578.79	65016.73	919595.52	25962.31	891799.60	66810.58	8923.99		15240.47
# 39		4.800000000		734475.17		28670.40	20988.85	1433.52	712052.80	66810.58	8919.99	15219.91
/	/	4.800000000		120103.62		8001.88	4973.46	400.09	179746.80		4.00	20.56
						36672.28	D 1833.61					
GENERAL		20.300		1853709.02	274966.53	2128675.55	59784.00	2064905.71	146392.43	19553.21		33391.03
# 40		10.517551800		1609350.11		62821.36	45989.86	3141.07	1560219.18	146392.43	19545.08	33349.21
1976/	/CONT	9.765924000		244358.91		16895.42	13794.14	844.77	504686.53		8.13	41.82
						79716.78	D 3985.84					
GENERAL		3.600		328909.16	48762.53	377671.69	10606.94	366357.47	25970.44	3468.80		5923.67
# 41		1.865844000		285503.32		11144.68	8158.73	557.23	276787.36	25970.44	3467.36	5916.24
1977/	/CONT	1.734735600		43405.84		3000.82	2448.21	150.05	89570.11		1.44	7.43
						14145.50	D 707.28					
PERMANENT IMPROVE		2.000		328768.17	27090.30	355858.47	9282.25	345926.05				5369.25
# 42 NO RLBK		1.690994000		285427.70		10100.31	7394.17	505.02	277528.51			5361.83
2015/	/CONT	1.732066000		43340.47		2903.10	1888.08	145.15	68397.54			7.42
						13003.41	D 650.17					
A L L L E V I E S				483,561.85		122,288.05			278,377.63			68,871.55
		CLASS-1		3,891,359.16		94,847.78		4,244,296.80		37,183.33		
		CLASS-2		3,345,743.26		129560.43		6,478.02	278,377.63			68,778.16
				545,615.90		37162.71		3,244,417.46		37,166.62		
						27,440.27		1,858.14				93.39
						37162.71		999,879.34		16.71		
						D 8,336.16						
				35.700		4,374,921.01						
		21.6908 AGR-RES										
		21.8056 COM-IND										

166,723.14 Delinquent Tax Receipts--included in figures shown above

UPPER SANDUSKY EVSD

ADDITIONAL SOURCES OF RECEIPTS

ADDITIONAL DEDUCTIONS

Other-----

Other-----

Estate Tax-----

County Health Dept-----

Cigarette Tax-----

Personal Property Reimb Admin Fee-----

Special Assessments-----

Election Expenses-----

Advertising Delinquent-----

Total Additional Receipts-----

Total Additional Deductions-----

Total All Receipts----- 4,244,296.80

Total All Deductions-----

ADVANCES-----

N E T D I S T R I B U T I O N----- 4,244,296.80

-----COUNTY AUDITOR

-----DEPUTY AUDITOR

VANLUE LSD

BOARD OF ED 2G

	TX/RT MILLS	EF/RT MILLS	REAL RECEIPTS	PERS-PROP RECEIPTS	TOTAL RECEIPTS	FEES		RECEIPTS					
						A/T/REA DETAC		NET-OF-FEES	NON-BUSI	OWNER	OC	HOMESTEAD	
EMERGENCY	5.210		10719.46	478.59	11198.05	313.24		10878.52	903.34	81.64	141.41		
# 43	5.210000000		10680.23		125.82	300.22	6.29	10373.72	903.34	81.64	141.41		
2019/ /2028	5.210000000		39.23			13.02		504.80					
					125.82 D	6.29							
GENERAL	6.000		12344.89	551.16	12896.05	360.74		12528.06	1040.31	94.01	162.85		
# 44	6.000000000		12299.71		144.90	345.74	7.25	11946.72	1040.31	94.01	162.85		
/ /	6.000000000		45.18			15.00		581.34					
					144.90 D	7.25							
GENERAL	25.000		28804.77	2296.50	31101.27	867.42		30216.95	2427.40	219.37	379.99		
# 45	14.000025000		28699.35		338.09	806.73	16.90	27875.72	2427.40	219.37	379.99		
1976/ /CONT	14.000025000		105.42			60.69		2341.23					
					338.09 D	16.90							
PERMANENT IMPROVE	4.000		3000.50	367.44	3367.94	93.60		3272.58	252.32	22.80	39.50		
# 46	1.455276000		2983.25		35.14	83.86	1.76	2897.63	252.32	22.80	39.50		
1994/ /CONT	2.291240000		17.25			9.74		374.95					
					35.14 D	1.76							
A L L	L E V I E S			3,693.69		1,635.00			4,623.37		723.75		
			54,869.62					56,896.11		417.82			
	CLASS-1					1,536.55	32.20		4,623.37		723.75		
			54,662.54		643.95			53,093.79		417.82			
	CLASS-2					98.45							
			207.08					3,802.32					
						D	32.20						
	40.210				58,563.31								
			26.6652	AGR-RES									
			27.5012	COM-IND									

643.95 Delinquent Tax Receipts--included in figures shown above

VANLUE LSD

BOARD OF ED 2G

ADDITIONAL
SOURCES OF RECEIPTS

ADDITIONAL
DEDUCTIONS

Other-----

Other-----

Estate Tax-----

County Health Dept-----

Cigarette Tax-----

Personal Property Reimb Admin Fee-----

Special Assessments-----

Election Expenses-----

Advertising Delinquent-----

Total Additional Receipts-----

Total Additional Deductions-----

Total All Receipts----- 56,896.11

Total All Deductions-----

ADVANCES-----

NET DISTRIBUTION----- 56,896.11



-----COUNTY AUDITOR

-----DEPUTY AUDITOR

36,496.19 Delinquent Tax Receipts--included in figures shown above

WYNFORD LSD

BOARD OF ED 2H

ADDITIONAL
SOURCES OF RECEIPTS

ADDITIONAL
DEDUCTIONS

Other-----

Other-----

Estate Tax-----

County Health Dept-----

Cigarette Tax-----

Personal Property Reimb Admin Fee-----

Special Assessments-----

Election Expenses-----

Advertising Delinquent-----

Total Additional Receipts-----

Total Additional Deductions-----

Total All Receipts----- 571,248.28

Total All Deductions-----

ADVANCES-----

NET DISTRIBUTION----- 571,248.28



----- COUNTY AUDITOR

----- DEPUTY AUDITOR

ALL BOARD OF ED

	REAL RECEIPTS	PERS-PROP RECEIPTS	TOTAL RECEIPTS	FEEES A/T/REA DETAC	RECEIPTS NET-OF-FEES NON-BUSI OWNER OC HOMESTEAD
--	------------------	-----------------------	-------------------	---------------------------	---

A L L BOARD OF ED	7761409.54	886102.96	242560.40		8382488.35 587794.38 75525.01 143575.87
			D 22463.75		
			8647512.50		

OHIO HI-POINT JVSD

J V S 3B

	TX/RT MILLS	EF/RT MILLS	REAL RECEIPTS	PERS-PROP RECEIPTS	TOTAL RECEIPTS	F E E S		R E C E I P T S					
						A/T/REA DETAC		NET-OF-FEES	NON-BUSI	OWNER	OC	HOMESTEAD	
GENERAL	2.000		3621.83	285.01	3906.84	108.44		3796.13	291.36	18.95	47.45		
# 56	2.0000000000		3621.83		45.33	101.19		2.27	3518.37	291.36	18.95	47.45	
1978/ /CONT	2.0000000000					7.25			277.76				
					45.33 D	2.27							
PERMANENT IMPROVE	.600		917.03	85.50	1002.53	25.77		976.23				11.06	
# 57 NO RLBK	.466428600		917.03		10.57	23.60		.53	892.90			11.06	
2018/ /CONT	.533240400					2.17			83.33				
					10.57 D	.53							
A L L L E V I E S				370.51		134.21				291.36		58.51	
			4,538.86						4,772.36	18.95			
CLASS-1						124.79		2.80		291.36		58.51	
			4,538.86		55.90				4,411.27	18.95			
CLASS-2						9.42							
									361.09				
							D						
	2.600				4,909.37	2.80							
	2.4664		AGR-RES										
	2.5332		COM-IND										

55.90 Delinquent Tax Receipts--included in figures shown above

OHIO HI-POINT JVSD

J V S

3B

ADDITIONAL
SOURCES OF RECEIPTS

ADDITIONAL
DEDUCTIONS

Other-----

Other-----

Estate Tax-----

County Health Dept-----

Cigarette Tax-----

Personal Property Reimb Admin Fee-----

Special Assessments-----

Election Expenses-----

Advertising Delinquent-----

Total Additional Receipts-----

Total Additional Deductions-----


Total All Receipts----- 4,772.36

Total All Deductions-----

ADVANCES-----

NET D I S T R I B U T I O N-----

4,772.36



-----COUNTY AUDITOR

-----DEPUTY AUDITOR

VANGUARD JVSD						J V S					
-----						-----					
	TX/RT	EF/RT	REAL	PERS-PROP	TOTAL	A/T/REA	RECEIPTS				
	MILLS	MILLS	RECEIPTS	RECEIPTS	RECEIPTS	DETAC	NET-OF-FEES	NON-BUSI	OWNER	OC	HOMESTEAD
-----						-----					
GENERAL	1.600		345799.96	27007.38	372807.34	10520.50	361510.75	27442.32	3570.18		6421.70
# 58	1.6000000000		303465.87		12738.94	8667.97	636.95	294160.95	27442.32	3567.77	6408.01
1976/ /CONT	1.6000000000		42334.09		2782.84	1852.53	139.14	67349.80		2.41	13.69
					15521.78	D 776.09					
-----						-----					
A L L	L E V I E S			27,007.38		10,520.50			27,442.32		6,421.70
			345,799.96					361,510.75		3,570.18	
	CLASS-1					8,667.97	636.95	27,442.32			6,408.01
			303,465.87		12738.94			294,160.95		3,567.77	
	CLASS-2					1,852.53	139.14				13.69
			42,334.09		2782.84			67,349.80		2.41	
						D	776.09				
	1.600				372,807.34						
		1.6000	AGR-RES								
		1.6000	COM-IND								

15,521.78 Delinquent Tax Receipts--included in figures shown above

VANGUARD JVSD

J V S

3C

ADDITIONAL
SOURCES OF RECEIPTS

ADDITIONAL
DEDUCTIONS

Other-----

Other-----

Estate Tax-----

County Health Dept-----

Cigarette Tax-----

Personal Property Reimb Admin Fee-----

Special Assessments-----

Election Expenses-----

Advertising Delinquent-----

Total Additional Receipts-----

Total Additional Deductions-----

Total All Receipts----- 361,510.75

Total All Deductions-----

ADVANCES-----

NET DISTRIBUTION----- 361,510.75



-----COUNTY AUDITOR

-----DEPUTY AUDITOR

TRI-RIVERS JVSD

J V S 3D

	TX/RT MILLS	EF/RT MILLS	REAL RECEIPTS	PERS-PROP RECEIPTS	TOTAL RECEIPTS	FEEES A/T/REA DETAC	RECEIPTS NET-OF-FEES	NON-BUSI	OWNER	OC	HOMESTEAD
GENERAL	1.300		3511.96	702.13	4214.09	117.74	4084.78	322.75	36.74		56.63
# 59	.663007800		3251.92		105.92	93.27	5.30	3153.35	322.75	36.74	56.63
1997/2021/CONT	1.140311900		260.04		125.44	24.47	6.27	931.43			
					231.36 D	11.57					
GENERAL	2.100		4800.73	1134.21	5934.94	165.37	5752.20	440.90	50.19		77.36
# 60	.905704800		4442.29		144.69	127.41	7.23	4307.65	440.90	50.19	77.36
1978/ /CONT	1.571829000		358.44		202.63	37.96	10.14	1444.55			
					347.32 D	17.37					
GENERAL	1.000		2294.60	540.10	2834.70	78.96	2747.47	209.95	23.90		36.84
# 61	.431288000		2115.38		68.90	60.67	3.45	2051.26	209.95	23.90	36.84
1989/2014/CONT	.785933000		179.22		96.49	18.29	4.82	696.21			
					165.39 D	8.27					
A L L	L E V I E S			2,376.44		362.07			973.60		170.83
		10,607.29						12,584.45	110.83		
	CLASS-1					281.35	15.98		973.60		170.83
		9,809.59			319.51			9,512.26	110.83		
	CLASS-2					80.72	21.23				
		797.70			424.56			3,072.19			
					D	37.21					
	4.400				12,983.73						
		1.9999	AGR-RES								
		3.4980	COM-IND								

744.07 Delinquent Tax Receipts--included in figures shown above

TRI-RIVERS JVSD

J V S

3D

ADDITIONAL SOURCES OF RECEIPTS

ADDITIONAL DEDUCTIONS

Other-----

Other-----

Estate Tax-----

County Health Dept-----

Cigarette Tax-----

Personal Property Reimb Admin Fee-----

Special Assessments-----

Election Expenses-----

Advertising Delinquent-----

Total Additional Receipts-----

Total Additional Deductions-----

Total All Receipts----- 12,584.45

Total All Deductions-----

ADVANCES-----

NET DISTRIBUTION----- 12,584.45

-----COUNTY AUDITOR

-----DEPUTY AUDITOR

PIONEER JVSD

J V S 3H

	TX/RT MILLS	EF/RT MILLS	REAL RECEIPTS	PERS-PROP RECEIPTS	TOTAL RECEIPTS	F E E S A/T/REA DETAC	R E C E I P T S				
							NET-OF-FEES	NON-BUSI	OWNER	OC	HOMESTEAD
GENERAL	1.000		9752.36	1278.84	11031.20	310.55	10685.83	819.03	106.13		256.50
# 62		.563308000	9189.41		632.76	263.71	31.64	8894.06	819.03	106.13	256.50
1983/ /CONT		.936904000	562.95		63.71	46.84	3.18	1791.77			
					696.47 D	34.82					
GENERAL	1.700		27111.66	2174.03	29285.69	761.50	28436.95				661.85
# 63 NO RLBK		1.453491500	26098.43		1632.72	680.46	81.64	25336.33			661.85
2014/ /CONT		1.686294600	1013.23		112.09	81.04	5.60	3100.62			
					1744.81 D	87.24					
GENERAL	1.000		8872.24	1278.84	10151.08	285.62	9833.66	749.64	97.14		234.77
# 64		.515580000	8410.80		579.16	241.37	28.96	8140.47	749.64	97.14	234.77
1980/ /CONT		.767972000	461.44		56.87	44.25	2.84	1693.19			
					636.03 D	31.80					
A L L	L E V I E S			4,731.71		1,357.67					1,153.12
			45,736.26					48,956.44		203.27	
	CLASS-1					1,185.54	142.24		1,568.67		1,153.12
			43,698.64		2844.64			42,370.86		203.27	
	CLASS-2					172.13	11.62				
			2,037.62		232.67			6,585.58			
					D	153.86					
	3.700				50,467.97						
		2.5322	AGR-RES								
		3.3910	COM-IND								

3,077.31 Delinquent Tax Receipts--included in figures shown above

PIONEER JVSD

J V S 3H

ADDITIONAL
SOURCES OF RECEIPTS

ADDITIONAL
DEDUCTIONS

Other-----

Other-----

Estate Tax-----

County Health Dept-----

Cigarette Tax-----

Personal Property Reimb Admin Fee-----

Special Assessments-----

Election Expenses-----

Advertising Delinquent-----

Total Additional Receipts-----

Total Additional Deductions-----

Total All Receipts----- 48,956.44

Total All Deductions-----

ADVANCES-----

NET DISTRIBUTION----- 48,956.44



-----COUNTY AUDITOR

-----DEPUTY AUDITOR

ALL J V S

		REAL	PERS-PROP	TOTAL	FEEES					
		RECEIPTS	RECEIPTS	RECEIPTS	A/T/REA	RECEIPTS				
					DETAC	NET-OF-FEES	NON-BUSI	OWNER	OC	HOMESTEAD
A L L	J V S	406682.37	34486.04		12374.45	427824.00	30275.95	3903.23		7804.16
					D					
				441168.41	969.96					

ANTRIM TOWNSHIP							TOWNSHIP 4A				
	TX/RT MILLS	EF/RT MILLS	REAL RECEIPTS	PERS-PROP RECEIPTS	TOTAL RECEIPTS	FEE A/T/REA DETAC	RECEIPTS				
							NET-OF-FEES	NON-BUSI	OWNER	OC	HOMESTEAD
GENERAL	.400		7158.49	612.54	7771.03	219.76	7528.93	633.61	73.41		164.60
# 65	.400000000		6897.66		376.56	197.56	18.83	6681.27	633.61	73.41	164.60
/ /	.400000000		260.83		70.25	22.20	3.51	847.66			
					446.81 D	22.34					
ROAD	.800		12438.15	1081.38	13519.53	380.68	13103.25	1105.35	121.78		224.29
# 66	.800000000		12175.13		599.55	346.49	29.98	11798.66	1105.35	121.78	224.29
/ /	.800000000		263.02		112.44	34.19	5.62	1304.59			
					711.99 D	35.60					
A L L	L E V I E S			1,693.92		600.44			1,738.96		388.89
	CLASS-1		19,596.64			544.05	48.81	20,632.18	1,738.96	195.19	388.89
	CLASS-2		19,072.79		976.11	56.39	9.13	18,479.93		195.19	
			523.85		182.69			2,152.25			
					D	57.94					
	1.200				21,290.56						
	1.2000 AGR-RES										
	1.2000 COM-IND										

1,158.80 Delinquent Tax Receipts--included in figures shown above

ANTRIM TOWNSHIP

TOWNSHIP 4A

ADDITIONAL
SOURCES OF RECEIPTS

ADDITIONAL
DEDUCTIONS

Other-----

Other-----

Estate Tax-----

County Health Dept----- 1,643.13

Cigarette Tax-----

Personal Property Reimb Admin Fee-----

Special Assessments-----

Election Expenses-----

Advertising Delinquent-----

Total Additional Receipts-----

Total Additional Deductions----- 1,643.13

Total All Receipts----- 20,632.18

Total All Deductions----- 1,643.13

ADVANCES-----

NET D I S T R I B U T I O N----- 18,989.05



-----COUNTY AUDITOR

-----DEPUTY AUDITOR

CRANE TOWNSHIP							TOWNSHIP				
							4B				
	TX/RT	EF/RT	REAL	PERS-PROP	TOTAL	A/T/REA	RECEIPTS				
	MILLS	MILLS	RECEIPTS	RECEIPTS	RECEIPTS	DETAC	NET-OF-FEES	NON-BUSI	OWNER	OC	HOMESTEAD
GENERAL	.500		48379.75	2879.77	51259.52	1460.19	49681.75	3558.74	587.42		1034.61
# 67	.500000000		37516.01		1568.38	1085.63	78.42	36351.96	3558.74	587.24	1032.47
/ /	.500000000		10863.74		783.28	374.56	39.16	13329.79		.18	2.14
					2351.66	D 117.58					
GENERAL	.500		42012.66	2879.77	44892.43	1183.87	43613.19				808.66
# 68 NO RLBK	.390715000		32555.92		1225.57	848.34	61.28	31646.30			806.80
2017/2022/2026	.435236500		9456.74		681.83	335.53	34.09	11966.89			1.86
					1907.40	D 95.37					
ROAD	.700		14887.33	1348.75	16236.08	451.11	15749.45	1188.81	133.41		182.42
# 69	.700000000		14326.04		673.35	402.46	33.67	13889.91	1188.81	133.16	179.42
/ /	.700000000		561.29		37.04	48.65	1.85	1859.54		.25	3.00
					710.39	D 35.52					
A L L	L E V I E S			7,108.29		3,095.17			4,747.55		2,025.69
		105,279.74						109,044.39		720.83	
	CLASS-1					2,336.43	173.37		4,747.55		2,018.69
		84,397.97			3467.30			81,888.17		720.40	
	CLASS-2					758.74	75.10				7.00
		20,881.77			1502.15			27,156.22		.43	
					D	248.47					
	1.700				112,388.03						
		1.5907	AGR-RES								
		1.6352	COM-IND								

4,969.45 Delinquent Tax Receipts--included in figures shown above

CRANE TOWNSHIP

TOWNSHIP 4B

ADDITIONAL
SOURCES OF RECEIPTS

ADDITIONAL
DEDUCTIONS

Other-----

Other-----

Estate Tax-----

County Health Dept----- 2,139.11

Cigarette Tax-----

Personal Property Reimb Admin Fee-----

Special Assessments-----

Election Expenses-----

Advertising Delinquent-----

Total Additional Receipts-----


Total Additional Deductions----- 2,139.11

Total All Receipts----- 109,044.39

Total All Deductions----- 2,139.11

ADVANCES-----

NET DISTRIBUTION----- 106,905.28



-----COUNTY AUDITOR

-----DEPUTY AUDITOR

CRAWFORD TOWNSHIP							TOWNSHIP				
	TX/RT	EF/RT	REAL	PERS-PROP	TOTAL	FEEES	RECEIPTS				
	MILLS	MILLS	RECEIPTS	RECEIPTS	RECEIPTS	A/T/REA	NET-OF-FEES	NON-BUSI	OWNER	OC	HOMESTEAD
						DETAC					
GENERAL	.200		11226.09	381.26	11607.35	333.16	11227.44	915.68	139.98		230.50
# 70	.200000000		9580.34		629.44	276.30	31.47	9272.57	915.32	139.98	230.50
/ /	.200000000		1645.75		305.62	56.86	15.28	1954.87	.36		
					935.06	D 46.75					
ROAD	1.400		30994.85	2089.84	33084.69	928.57	32099.39	2647.98	292.36		492.58
# 71	1.400000000		29016.26		1114.97	825.11	55.75	28135.40	2647.98	292.36	492.58
/ /	1.400000000		1978.59		19.60	103.46	.98	3963.99			
					1134.57	D 56.73					
A L L	L E V I E S			2,471.10		1,261.73			3,563.66		723.08
	CLASS-1		42,220.94			1,101.41	87.22	43,326.83	432.34		723.08
	CLASS-2		38,596.60		1744.41	160.32	16.26	37,407.97	432.34		
			3,624.34		325.22			5,918.86	.36		
	1.600				D	103.48					
					44,692.04						
	1.6000		AGR-RES								
	1.6000		COM-IND								

2,069.63 Delinquent Tax Receipts--included in figures shown above

CRAWFORD TOWNSHIP

TOWNSHIP 4C

ADDITIONAL
SOURCES OF RECEIPTS

ADDITIONAL
DEDUCTIONS

Other-----

Other-----

Estate Tax-----

County Health Dept----- 2,414.03

Cigarette Tax-----

Personal Property Reimb Admin Fee-----

Special Assessments-----

Election Expenses-----

Advertising Delinquent-----

Total Additional Receipts-----

Total Additional Deductions----- 2,414.03

Total All Receipts----- 43,326.83

Total All Deductions----- 2,414.03

ADVANCES-----

NET DISTRIBUTION----- 40,912.80



-----COUNTY AUDITOR

-----DEPUTY AUDITOR

EDEN TOWNSHIP							TOWNSHIP	4D		
	TX/RT MILLS	EF/RT MILLS	REAL RECEIPTS	PERS-PROP RECEIPTS	TOTAL RECEIPTS	FEE A/T/REA DETAC	RECEIPTS			
							NET-OF-FEES	NON-BUSI	OWNER	OC HOMESTEAD
EDEN NORTH FIRE P	1.400		5284.97	648.37	5933.34	167.38	5753.15	484.47	49.42	101.91
# 72	.825846000		5240.34		256.24	149.42	12.81	5078.11	484.47	49.42
2008/2018/2022	1.019110400		44.63			17.96		675.04		
					256.24 D	12.81				
GENERAL	.400		6311.68	361.01	6672.69	189.04	6465.51	555.56	65.87	133.84
# 73	.400000000		6204.53		360.56	176.97	18.03	6009.53	555.56	65.87
/ /	.400000000		107.15		2.17	12.07	.11	455.98		
					362.73 D	18.14				
ROAD	.700		9832.19	470.54	10302.73	291.20	9989.38	863.78	95.49	178.49
# 74	.700000000		9693.12		442.96	275.41	22.15	9395.56	863.78	95.49
/ /	.700000000		139.07			15.79		593.82		
					442.96 D	22.15				
A L L	L E V I E S			1,479.92		647.62		1,903.81		414.24
			21,428.84					22,208.04	210.78	
	CLASS-1				1059.76	601.80	52.99	1,903.81		414.24
	CLASS-2		21,137.99			45.82	.11	20,483.20	210.78	
			290.85			2.17				
						D		1,724.84		
						53.10				
	2.500				22,908.76					
	1.9258	AGR-RES								
	2.1191	COM-IND								

1,061.93 Delinquent Tax Receipts--included in figures shown above

EDEN TOWNSHIP

TOWNSHIP 4D

ADDITIONAL SOURCES OF RECEIPTS

ADDITIONAL DEDUCTIONS

Other-----

Other-----

Estate Tax-----

County Health Dept----- 1,470.26

Cigarette Tax-----

Personal Property Reimb Admin Fee-----

Special Assessments-----

Election Expenses-----

Advertising Delinquent-----

Total Additional Receipts-----


Total Additional Deductions----- 1,470.26

Total All Receipts----- 22,208.04

Total All Deductions----- 1,470.26

ADVANCES-----

NET DISTRIBUTION----- 20,737.78



-----COUNTY AUDITOR

-----DEPUTY AUDITOR

JACKSON TOWNSHIP							TOWNSHIP	4E			
	TX/RT MILLS	EF/RT MILLS	REAL RECEIPTS	PERS-PROP RECEIPTS	TOTAL RECEIPTS	FEE A/T/REA DETAC	RECEIPTS NET-OF-FEES	NON-BUSI	OWNER	OC	HOMESTEAD
GENERAL	.500		5968.22	283.60	6251.82	173.95	6060.27	493.70	36.85		58.44
# 75		.500000000	5898.29		349.97	164.96	17.50	5715.83	493.70	36.85	58.44
/ /		.500000000	69.93		2.03	8.99	.10	344.44			
					352.00 D	17.60					
GENERAL	1.500		12173.70	850.78	13024.48	361.58	12627.09	1001.86	74.80		118.59
# 76		1.014649500	11969.37		710.21	334.75	35.51	11599.11	1001.86	74.80	118.59
2012/2022/2026		1.461003000	204.33		5.97	26.83	.30	1027.98			
					716.18 D	35.81					
ROAD	.900		10409.08	477.49	10886.57	302.91	10553.01	865.31	62.62		98.15
# 77		.900000000	10363.90		609.25	289.62	30.46	10043.82	865.31	62.62	98.15
/ /		.900000000	45.18		3.66	13.29	.19	509.19			
					612.91 D	30.65					
A L L	L E V I E S			1,611.87		838.44		2,360.87			275.18
			28,551.00					29,240.37	174.27		
	CLASS-1					789.33	83.47	2,360.87			275.18
			28,231.56		1669.43			27,358.76	174.27		
	CLASS-2					49.11	.59				
			319.44		11.66			1,881.61			
					D	84.06					
	2.900				30,162.87						
		2.4146	AGR-RES								
		2.8610	COM-IND								

1,681.09 Delinquent Tax Receipts--included in figures shown above

JACKSON TOWNSHIP

TOWNSHIP 4E

ADDITIONAL
SOURCES OF RECEIPTS

ADDITIONAL
DEDUCTIONS

Other-----

Other-----

Estate Tax-----

County Health Dept----- 1,117.34

Cigarette Tax-----

Personal Property Reimb Admin Fee-----

Special Assessments-----

Election Expenses-----

Advertising Delinquent-----

Total Additional Receipts-----

Total Additional Deductions----- 1,117.34

Total All Receipts----- 29,240.37

Total All Deductions----- 1,117.34

ADVANCES-----

NET DISTRIBUTION----- 28,123.03



-----COUNTY AUDITOR

-----DEPUTY AUDITOR

MIFFLIN TOWNSHIP							TOWNSHIP				
							F E E S				
	TX/RT	EF/RT	REAL	PERS-PROP	TOTAL	A/T/REA	R E C E I P T S				
	MILLS	MILLS	RECEIPTS	RECEIPTS	RECEIPTS	DETAC	NET-OF-FEES	NON-BUSI	OWNER	OC	HOMESTEAD
GENERAL	.400		7285.45	220.05	7505.50	210.20	7287.01	622.81	56.55		78.23
# 78	.400000000		7205.81		164.30	202.49	8.22	6995.10	622.81	56.36	78.23
/ /	.400000000		79.64		1.42	7.71	.07	291.91		.19	
					165.72 D	8.29					
ROAD	.900		16119.97	478.19	16598.16	464.61	16114.91	1382.98	124.14		158.49
# 79	.900000000		16058.93		369.67	450.69	18.48	15589.76	1382.98	123.71	158.49
/ /	.900000000		61.04		3.20	13.92	.16	525.15		.43	
					372.87 D	18.64					
A L L	L E V I E S			698.24		674.81			2,005.79		236.72
	CLASS-1		23,405.42			653.18	26.70	23,401.92		180.69	236.72
	CLASS-2		23,264.74		533.97	21.63	.23	22,584.86		180.07	
			140.68		4.62			817.06		.62	
					D	26.93					
	1.300				24,103.66						
	1.3000	AGR-RES									
	1.3000	COM-IND									

538.59 Delinquent Tax Receipts--included in figures shown above

MIFFLIN TOWNSHIP

TOWNSHIP 4F

ADDITIONAL SOURCES OF RECEIPTS

ADDITIONAL DEDUCTIONS

Other-----

Other-----

Estate Tax-----

County Health Dept----- 1,800.93

Cigarette Tax-----

Personal Property Reimb Admin Fee-----

Special Assessments-----

Election Expenses-----

Advertising Delinquent-----

Total Additional Receipts-----

Total Additional Deductions----- 1,800.93

Total All Receipts----- 23,401.92

Total All Deductions----- 1,800.93

ADVANCES-----

NET DISTRIBUTION----- 21,600.99



-----COUNTY AUDITOR

-----DEPUTY AUDITOR

MARSEILLES TOWNSHIP							TOWNSHIP				4G
	TX/RT	EF/RT	REAL	PERS-PROP	TOTAL	A/T/REA	RECEIPTS				
	MILLS	MILLS	RECEIPTS	RECEIPTS	RECEIPTS	DETAC	NET-OF-FEES	NON-BUSI	OWNER	OC	HOMESTEAD
FIRE PROTECTION	1.000		5568.74	867.22	6435.96	175.94	6244.35	387.73	24.77		70.79
# 80	.518537000		5521.36		274.65	152.69	13.73	5354.94	387.73	24.77	70.79
1994/2019/2023	.741296000		47.38		38.84	23.25	1.94	889.41			
					313.49 D	15.67					
GENERAL	1.000		5568.74	867.22	6435.96	175.94	6244.35	387.73	24.77		70.79
# 81	.518537000		5521.36		274.65	152.69	13.73	5354.94	387.73	24.77	70.79
1993/2023/2027	.741296000		47.38		38.84	23.25	1.94	889.41			
					313.49 D	15.67					
GENERAL	.700		7498.34	607.06	8105.40	222.69	7862.65	523.41	33.42		95.56
# 82	.700000000		7453.60		370.75	206.12	18.54	7228.94	523.41	33.42	95.56
/ /	.700000000		44.74		30.45	16.57	1.52	633.71			
					401.20 D	20.06					
GENERAL	2.000		11061.31	1734.44	12795.75	349.78	12414.81	770.10	49.19		140.59
# 83	1.029918000		10966.54		545.49	303.26	27.27	10636.01	770.10	49.19	140.59
1981/2021/2025	1.482592000		94.77		77.66	46.52	3.89	1778.80			
					623.15 D	31.16					
ROAD	.400		4073.44	327.77	4401.21	120.55	4270.66	282.75	16.59		40.46
# 84	.400000000		4060.75		185.57	111.90	9.28	3939.57	282.75	16.59	40.46
/ /	.400000000		12.69		14.41	8.65	.72	331.09			
					199.98 D	10.00					
A L L	L E V I E S			4,403.71		1,044.90			2,351.72		418.19
	CLASS-1		33,770.57			926.66	82.55	37,036.82	148.74		418.19
	CLASS-2		33,523.61		1651.11	118.24	10.01	32,514.40	148.74		
			246.96		200.20			4,522.42			
					D	92.56					
5.100					38,174.28						
	3.1669	AGR-RES									
	4.0649	COM-IND									

1,851.31 Delinquent Tax Receipts--included in figures shown above

MARSEILLES TOWNSHIP

TOWNSHIP 4G

ADDITIONAL
SOURCES OF RECEIPTS

ADDITIONAL
DEDUCTIONS

Other-----

Other-----

Estate Tax-----

County Health Dept----- 864.61

Cigarette Tax-----

Personal Property Reimb Admin Fee-----

Special Assessments-----

Election Expenses-----

Advertising Delinquent-----

Total Additional Receipts-----

Total Additional Deductions----- 864.61

Total All Receipts----- 37,036.82

Total All Deductions----- 864.61

ADVANCES-----

NET DISTRIBUTION----- 36,172.21



-----COUNTY AUDITOR

-----DEPUTY AUDITOR

PITT TOWNSHIP						TOWNSHIP 4H					
	TX/RT MILLS	EF/RT MILLS	REAL RECEIPTS	PERS-PROP RECEIPTS	TOTAL RECEIPTS	FEES		RECEIPTS			
						A/T/REA DETAC		NET-OF-FEES	NON-BUSI	OWNER	OC
FIRE PROTECTION	1.500		17015.88	6944.01	23959.89	663.56		23264.25	1404.78	167.86	303.92
# 85	.832255500		15429.19		591.39	440.05	29.57	14959.57	1404.78	167.86	303.92
2008/ /CONT	.991341000		1586.69		50.24	223.51	2.51	8304.68			
					641.63 D	32.08					
GENERAL	.800		16111.62	3703.47	19815.09	553.24		19231.61	1350.34	161.36	292.14
# 86	.800000000		14831.18		568.47	422.99	28.42	14379.77	1350.34	161.36	292.14
/ /	.800000000		1280.44		36.37	130.25	1.82	4851.84			
					604.84 D	30.24					
ROAD	.600		10661.26	2527.21	13188.47	367.77		12802.29	918.55	107.18	145.40
# 87	.600000000		10234.80		362.01	290.03	18.10	9926.67	918.55	107.18	145.40
/ /	.600000000		426.46		6.10	77.74	.31	2875.62			
					368.11 D	18.41					
A L L	L E V I E S			13,174.69		1,584.57			3,673.67		741.46
			43,788.76					55,298.15		436.40	
	CLASS-1					1,153.07	76.09		3,673.67		741.46
			40,495.17		1521.87			39,266.01		436.40	
	CLASS-2					431.50	4.64				
			3,293.59		92.71			16,032.14			
					D	80.73					
	2.900				56,963.45						
		2.2322	AGR-RES								
		2.3913	COM-IND								

1,614.58 Delinquent Tax Receipts--included in figures shown above

PITT TOWNSHIP

TOWNSHIP 4H

ADDITIONAL SOURCES OF RECEIPTS

ADDITIONAL DEDUCTIONS

Other-----

Other-----

Estate Tax-----

County Health Dept----- 2,187.48

Cigarette Tax-----

Personal Property Reimb Admin Fee-----

Special Assessments-----

Election Expenses-----

Advertising Delinquent-----

Total Additional Receipts-----

Total Additional Deductions----- 2,187.48

Total All Receipts----- 55,298.15

Total All Deductions----- 2,187.48

ADVANCES-----

NET DISTRIBUTION----- 53,110.67



-----COUNTY AUDITOR

-----DEPUTY AUDITOR

RICHLAND TOWNSHIP							TOWNSHIP 4I				
	TX/RT MILLS	EF/RT MILLS	REAL RECEIPTS	PERS-PROP RECEIPTS	TOTAL RECEIPTS	FEE A/T/REA DETAC	RECEIPTS				
							NET-OF-FEES	NON-BUSI	OWNER	OC	HOMESTEAD
FIRE	.500		3942.45	523.91	4466.36	125.02	4332.34	343.83	29.39		55.20
# 88	.244400500		3821.96		179.75	108.08	8.99	3704.89	343.83	29.39	55.20
2005/2020/2025	.455655000		120.49		.20	16.94	.01	627.45			
					179.95 D	9.00					
GENERAL	1.000		10839.93	1047.82	11887.75	334.04	11528.77	953.52	81.49		153.09
# 89	.677767000		10598.97		498.48	299.72	24.92	10274.33	953.52	81.49	153.09
2012/2022/2026	.911310000		240.96		.40	34.32	.02	1254.44			
					498.88 D	24.94					
GENERAL	.300		2633.38	314.34	2947.72	82.63	2859.06	230.41	19.69		36.99
# 90	.163773300		2561.09		120.45	72.42	6.02	2482.65	230.41	19.69	36.99
2010/2019/2023	.273393000		72.29		.12	10.21	.01	376.41			
					120.57 D	6.03					
GENERAL	.400		6361.01	419.13	6780.14	191.15	6574.27	562.74	48.09		90.35
# 91	.400000000		6255.24		294.18	176.89	14.71	6063.64	562.74	48.09	90.35
/ /	.400000000		105.77		.17	14.26	.01	510.63			
					294.35 D	14.72					
ROAD	.400		5421.57	387.42	5808.99	163.27	5634.23	480.41	36.36		59.09
# 92	.400000000		5414.41		229.85	152.32	11.49	5250.60	480.41	36.36	59.09
/ /	.400000000		7.16			10.95		383.63			
					229.85 D	11.49					
A L L L E V I E S			29,198.34	2,692.62		896.11		2,570.91			394.72
CLASS-1			28,651.67		1322.71	809.43	66.13	2,570.91	215.02		394.72
CLASS-2			546.67		.89	86.68	.05	3,152.56	215.02		
2.600					D	66.18					
	1.8858	AGR-RES									
	2.4402	COM-IND									

1,323.60 Delinquent Tax Receipts--included in figures shown above

RICHLAND TOWNSHIP

TOWNSHIP 4I

ADDITIONAL SOURCES OF RECEIPTS

ADDITIONAL DEDUCTIONS

Other-----

Other-----

Estate Tax-----

County Health Dept----- 1,491.86

Cigarette Tax-----

Personal Property Reimb Admin Fee-----

Special Assessments-----

Election Expenses-----

Advertising Delinquent-----

Total Additional Receipts-----

Total Additional Deductions----- 1,491.86

Total All Receipts----- 30,928.67

Total All Deductions----- 1,491.86

ADVANCES-----

NET DISTRIBUTION----- 29,436.81

-----COUNTY AUDITOR

-----DEPUTY AUDITOR

RIDGE TOWNSHIP							TOWNSHIP				4J
	TX/RT MILLS	EF/RT MILLS	REAL RECEIPTS	PERS-PROP RECEIPTS	TOTAL RECEIPTS	FEEES A/T/REA DETAC	RECEIPTS				
							NET-OF-FEES	NON-BUSI	OWNER	OC	HOMESTEAD
FIRE	.700		3079.83	396.19	3476.02	96.22	3362.20	246.86	24.68		36.78
# 93	.287408100		3011.57		351.92	84.42	2909.55	246.86	24.68		36.78
1998/2018/2022	.586611900		68.26			11.80	452.65				
					351.92 D	17.60					
FIRE	.800		2702.78	452.80	3155.58	87.07	3053.17	215.15	21.51		32.06
# 94	.250493600		2624.77		306.71	73.58	2535.85	215.15	21.51		32.06
1988/2018/2022	.670413600		78.01			13.49	517.32				
					306.71 D	15.34					
GENERAL	.900		9535.19	509.39	10044.58	279.94	9709.54	773.04	77.32		115.19
# 95	.900000000		9430.47		1102.00	264.35	9111.02	773.04	77.32		115.19
/ /	.900000000		104.72			15.59	598.52				
					1102.00 D	55.10					
ROAD	.200		2118.94	113.20	2232.14	62.21	2157.69	171.79	17.18		25.60
# 96	.200000000		2095.66		244.89	58.74	2024.68	171.79	17.18		25.60
/ /	.200000000		23.28			3.47	133.01				
					244.89 D	12.24					
A L L L E V I E S			17,436.74	1,471.58		525.44		1,406.84			209.63
CLASS-1						481.09	18,282.60		140.69		
CLASS-2			17,162.47		2005.52		16,581.10	1,406.84		140.69	209.63
			274.27			44.35					
						100.28	1,701.50				
2.600						D					
					18,908.32						
	1.6378		AGR-RES								
	2.3570		COM-IND								

2,005.52 Delinquent Tax Receipts--included in figures shown above

RIDGE TOWNSHIP

TOWNSHIP 4J

ADDITIONAL SOURCES OF RECEIPTS

ADDITIONAL DEDUCTIONS

Other-----

Other-----

Estate Tax-----

County Health Dept----- 1,030.64

Cigarette Tax-----

Personal Property Reimb Admin Fee-----

Special Assessments-----

Election Expenses-----

Advertising Delinquent-----

Total Additional Receipts-----

Total Additional Deductions----- 1,030.64

Total All Receipts----- 18,282.60

Total All Deductions----- 1,030.64

ADVANCES-----

NET DISTRIBUTION----- 17,251.96



-----COUNTY AUDITOR

-----DEPUTY AUDITOR

SALEM TWP						TOWNSHIP					
						4K					
	TX/RT	EF/RT	REAL	PERS-PROP	TOTAL	A/T/REA	RECEIPTS				
	MILLS	MILLS	RECEIPTS	RECEIPTS	RECEIPTS	DETAC	NET-OF-FEES	NON-BUSI	OWNER	OC	HOMESTEAD

FIRE & EMS	1.000		12964.01	1187.72	14151.73	393.73	13734.01	1071.90	111.71		143.22
# 97	.621762000		11755.32		478.81	332.65	23.94	11398.73	1071.90	111.71	143.22
2011/2021/2025	.998604000		1208.69		1.02	61.08	.05	2335.28			
					479.83 D	23.99					

GENERAL	.300		6035.05	356.31	6391.36	178.87	6200.92	517.19	53.90		69.10
# 98	.300000000		5671.94		231.02	160.50	11.55	5499.89	517.19	53.90	69.10
/ /	.300000000		363.11		.31	18.37	.02	701.03			
					231.33 D	11.57					

ROAD	1.400		28134.61	1653.08	29787.69	833.69	28900.02	2411.96	251.53		322.46
# 99	1.400000000		26440.08		1078.13	748.24	53.91	25637.93	2411.96	251.53	322.46
/ /	1.400000000		1694.53		1.43	85.45	.07	3262.09			
					1079.56 D	53.98					

A L L	L E V I E S			3,197.11		1,406.29		4,001.05			534.78
			47,133.67				48,834.95		417.14		
	CLASS-1					1,241.39	89.40	4,001.05			534.78
			43,867.34		1787.96		42,536.55		417.14		
	CLASS-2					164.90	.14				
			3,266.33		2.76		6,298.40				
					D	89.54					
	2.700				50,330.78						
			2.3217	AGR-RES							
			2.6986	COM-IND							

1,790.72 Delinquent Tax Receipts--included in figures shown above

SALEM TOWNSHIP

TOWNSHIP 4K

ADDITIONAL SOURCES OF RECEIPTS

ADDITIONAL DEDUCTIONS

Other-----

Other-----

Estate Tax-----

County Health Dept----- 2,214.76

Cigarette Tax-----

Personal Property Reimb Admin Fee-----

Special Assessments-----

Election Expenses-----

Advertising Delinquent-----

Total Additional Receipts-----


Total Additional Deductions----- 2,214.76

Total All Receipts----- 48,834.95

Total All Deductions----- 2,214.76

ADVANCES-----

NET DISTRIBUTION----- 46,620.19



-----COUNTY AUDITOR

-----DEPUTY AUDITOR

SYCAMORE TOWNSHIP							TOWNSHIP 4L				
	TX/RT MILLS	EF/RT MILLS	REAL RECEIPTS	PERS-PROP RECEIPTS	TOTAL RECEIPTS	FEEES	RECEIPTS				
						A/T/REA DETAC	NET-OF-FEES	NON-BUSI	OWNER	OC	HOMESTEAD
FIRE #100	.500		3667.21	679.82	4347.03	120.77	4216.42	281.52	35.93	85.19	
1988/ /CONT	.174941500		3133.88		196.47	89.93	9.82	3034.13	281.52	35.93	85.19
	.500000000		533.33		.30	30.84	.02	1182.29			
					196.77 D	9.84					
FIRE PROTECTION #101	1.000		7032.49	1292.08	8324.57	231.01	8077.24	596.02	58.35	105.97	
2008/2023/2027	.561276000		6952.98		325.75	196.13	16.29	6740.56	596.02	58.35	105.97
	1.000000000		79.51		.59	34.88	.03	1336.68			
					326.34 D	16.32					
GENERAL #102	.500		9490.26	679.82	10170.08	287.87	9854.12	804.62	102.68	243.48	
/ /	.500000000		8956.93		561.52	257.02	28.08	8671.83	804.62	102.68	243.48
	.500000000		533.33		.30	30.85	.01	1182.29			
					561.82 D	28.09					
ROAD #103	.500		6233.65	646.04	6879.69	192.16	6673.01	530.95	51.98	94.40	
/ /	.500000000		6193.90		290.18	174.72	14.51	6004.67	530.95	51.98	94.40
	.500000000		39.75		.30	17.44	.01	668.34			
					290.48 D	14.52					
A L L L E V I E S				3,297.76		831.81		2,213.11		529.04	
			26,423.61					28,820.79	248.94		
	CLASS-1					717.80	68.70		2,213.11		529.04
			25,237.69		1373.92			24,451.19	248.94		
	CLASS-2					114.01	.07				
			1,185.92		1.49			4,369.60			
					D	68.77					
	2.500				29,721.37						
			1.7361	AGR-RES							
			2.5000	COM-IND							

1,375.41 Delinquent Tax Receipts--included in figures shown above

SYCAMORE TOWNSHIP

TOWNSHIP 4L

ADDITIONAL SOURCES OF RECEIPTS

ADDITIONAL DEDUCTIONS

Other-----

Other-----

Estate Tax-----

County Health Dept----- 1,292.25

Cigarette Tax-----

Personal Property Reimb Admin Fee-----

Special Assessments-----

Election Expenses-----

Advertising Delinquent-----

Total Additional Receipts-----

Total Additional Deductions----- 1,292.25

Total All Receipts----- 28,820.79

Total All Deductions----- 1,292.25

ADVANCES-----

NET DISTRIBUTION----- 27,528.54

-----COUNTY AUDITOR

-----DEPUTY AUDITOR

TYMOCHTEE TOWNSHIP						TOWNSHIP	4M			
	TX/RT MILLS	EF/RT MILLS	REAL RECEIPTS	PERS-PROP RECEIPTS	TOTAL RECEIPTS	FEEES	RECEIPTS			
						A/T/REA DETAC	NET-OF-FEES	NON-BUSI	OWNER	OC
FIRE & EMS	2.000		24918.55	3902.80	28821.35	802.45	27959.53	2093.66	217.02	414.79
#104	1.211782000		24195.59		1079.83	684.32	53.99	23457.28	2093.66	215.80
2009/2019/2023	1.812038000		722.96		107.60	118.13	5.38	4502.25		1.22
					1187.43	D 59.37				7.75
GENERAL	1.200		24439.10	2341.68	26780.78	749.82	25973.93	2073.30	214.52	408.20
#105	1.200000000		23960.33		1069.34	677.66	53.47	23229.20	2073.30	213.71
/ /	1.200000000		478.77		71.26	72.16	3.56	2744.73		.81
					1140.60	D 57.03				5.13
ROAD	.900		18329.34	1756.26	20085.60	562.36	19480.47	1554.97	160.88	306.16
#106	.900000000		17970.25		802.00	508.25	40.10	17421.90	1554.97	160.28
/ /	.900000000		359.09		53.44	54.11	2.67	2058.57		.60
					855.44	D 42.77				3.85
A L L	L E V I E S			8,000.74		2,114.63			5,721.93	1,129.15
		CLASS-1	67,686.99			1,870.23	147.56	73,413.93	592.42	1,112.42
		CLASS-2	66,126.17		2951.17	244.40	11.61	64,108.38	589.79	16.73
			1,560.82		232.30			9,305.55	2.63	
					D	159.17				
		4.100			75,687.73					
		3.3117	AGR-RES							
		3.9120	COM-IND							

3,183.47 Delinquent Tax Receipts--included in figures shown above

TYMOCHTEE TOWNSHIP

TOWNSHIP 4M

ADDITIONAL SOURCES OF RECEIPTS

ADDITIONAL DEDUCTIONS

Other-----

Other-----

Estate Tax-----

County Health Dept----- 2,220.54

Cigarette Tax-----

Personal Property Reimb Admin Fee-----

Special Assessments-----

Election Expenses-----

Advertising Delinquent-----

Total Additional Receipts-----

Total Additional Deductions----- 2,220.54

Total All Receipts----- 73,413.93

Total All Deductions----- 2,220.54

ADVANCES-----

NET DISTRIBUTION----- 71,193.39

-----COUNTY AUDITOR

-----DEPUTY AUDITOR

WYANDOT EAST FIRE DIST							TOWNSHIP 4Y			
		REAL		FEEs		RECEIPTS				
TX/RT	EF/RT	RECEIPTS	PERS-PROP	TOTAL	A/T/REA	NET-OF-FEES	NON-BUSI	OWNER	OC	HOMESTEAD
MILLS	MILLS		RECEIPTS	RECEIPTS	DETAC					
FIRE	2.500	39692.68	4926.92	44619.60	1254.08	43234.00	3400.99	411.02		887.52
#107	1.425230000	37640.38		2184.21	1076.62	109.21	36454.55	3400.99	411.02	887.52
2006/2021/2025	2.342347500	2052.30		446.21	177.46	22.31	6779.45			
				2630.42	D 131.52					

A L L	L E V I E S		4,926.92		1,254.08		3,400.99			887.52
	CLASS-1	39,692.68			1,076.62	109.21	43,234.00	3,400.99	411.02	887.52
	CLASS-2	37,640.38		2184.21			36,454.55		411.02	
		2,052.30		446.21	177.46	22.31				
					D 131.52		6,779.45			
2.500				44,619.60						
	1.4252 AGR-RES									
	2.3423 COM-IND									

2,630.42 Delinquent Tax Receipts--included in figures shown above

WYANDOT EAST FIRE DIST

TOWNSHIP 4Y

ADDITIONAL
SOURCES OF RECEIPTS

ADDITIONAL
DEDUCTIONS

Other-----

Other-----

Estate Tax-----

County Health Dept-----

Cigarette Tax-----

Personal Property Reimb Admin Fee-----

Special Assessments-----

Election Expenses-----

Advertising Delinquent-----

Total Additional Receipts-----

Total Additional Deductions-----

Total All Receipts----- 43,234.00

Total All Deductions-----

ADVANCES-----

NET DISTRIBUTION----- 43,234.00



-----COUNTY AUDITOR

-----DEPUTY AUDITOR

ALL TOWNSHIP

		REAL	PERS-PROP	TOTAL	FEEES					
		RECEIPTS	RECEIPTS	RECEIPTS	A/T/REA	RECEIPTS				
					DETAC	NET-OF-FEES	NON-BUSI	OWNER	OC	HOMESTEAD
A L L	TOWNSHIP	545613.94	56228.47		16776.04	583703.64	41660.86	4524.47		8908.29
					D					
				601842.41	1362.73					

CAREY CORPORATION							CORPORATION 5A				
	TX/RT	EF/RT	REAL	PERS-PROP	TOTAL	A/T/REA	RECEIPTS				
	MILLS	MILLS	RECEIPTS	RECEIPTS	RECEIPTS	DETAC	NET-OF-FEES	NON-BUSI	OWNER	OC	HOMESTEAD
FIRE PENSION	.300		10197.38	124.07	10321.45	300.77	9962.71	806.08	147.33		240.20
#108	.3000000000		8152.74		705.24	237.64	35.26	7879.84	805.54	147.33	240.20
/ /	.3000000000		2044.64		454.23	63.13	22.71	2082.87	.54		
					1159.47	D 57.97					
GENERAL	1.300		44188.64	537.62	44726.26	1303.33	43171.71	3493.02	638.43		1040.86
#109	1.3000000000		35328.54		3056.05	1029.79	152.80	34145.95	3490.67	638.43	1040.86
/ /	1.3000000000		8860.10		1968.34	273.54	98.42	9025.76	2.35		
					5024.39	D 251.22					
POLICE PENSION	.300		10197.38	124.07	10321.45	300.77	9962.71	806.08	147.33		240.20
#110	.3000000000		8152.74		705.24	237.64	35.26	7879.84	805.54	147.33	240.20
/ /	.3000000000		2044.64		454.23	63.13	22.71	2082.87	.54		
					1159.47	D 57.97					
A L L L E V I E S				785.76		1,904.87		63,097.13	5,105.18	933.09	1,521.26
			64,583.40								
CLASS-1						1,505.07	223.32		5,101.75		1,521.26
			51,634.02		4466.53			49,905.63		933.09	
CLASS-2						399.80	143.84		3.43		
			12,949.38		2876.80			13,191.50			
						D 367.16					
1.900					65,369.16						
	1.9000		AGR-RES								
	1.9000		COM-IND								

7,343.33 Delinquent Tax Receipts--included in figures shown above

CAREY CORPORATION

CORPORATION 5A

ADDITIONAL SOURCES OF RECEIPTS

ADDITIONAL DEDUCTIONS

Other-----

Other-----

Estate Tax-----

County Health Dept----- 3,574.32

Cigarette Tax-----

Personal Property Reimb Admin Fee-----

Special Assessments-----

Election Expenses-----

Advertising Delinquent-----

Total Additional Receipts-----

Total Additional Deductions----- 3,574.32

Total All Receipts----- 63,097.13

Total All Deductions----- 3,574.32

ADVANCES-----

NET DISTRIBUTION----- 59,522.81



-----COUNTY AUDITOR

-----DEPUTY AUDITOR

HARPSTER CORPORATION							CORPORATION 5B				
	TX/RT MILLS	EF/RT MILLS	REAL RECEIPTS	PERS-PROP RECEIPTS	TOTAL RECEIPTS	FEEES A/T/REA DETAC	RECEIPTS				
							NET-OF-FEES	NON-BUSI	OWNER	OC	HOMESTEAD
GENERAL	.400		934.08	164.12	1098.20	30.97	1064.38	61.53	9.22		49.14
#111	.400000000		578.17		42.90	17.75	2.15	558.27	61.53	9.22	49.14
/ /	.400000000		355.91		14.12	13.22	.70	506.11			
					57.02 D	2.85					
GENERAL	2.500		3944.77	1025.76	4970.53	141.56	4816.18	306.16	45.87		244.49
#112	1.990317500		2876.88		213.44	88.32	10.67	2777.89	306.16	45.87	244.49
2009/2019/2023	1.200185000		1067.89		42.35	53.24	2.12	2038.29			
					255.79 D	12.79					
GENERAL	4.800		1390.63	1969.46	3360.09	91.20	3264.25	116.27	17.42		92.85
#113	.755870400		1092.57		81.06	33.54	4.05	1054.98	116.27	17.42	92.85
1976/2020/2024	.334987200		298.06		11.82	57.66	.59	2209.27			
					92.88 D	4.64					
GENERAL	3.000		2553.43	1230.92	3784.35	105.87	3670.26	194.67	29.17		155.46
#114	1.265541000		1829.26		135.71	56.16	6.79	1766.31	194.67	29.17	155.46
1991/2020/2024	.813885000		724.17		28.72	49.71	1.43	1903.95			
					164.43 D	8.22					
GENERAL	2.000		3579.35	820.61	4399.96	117.13	4272.13				206.34
#115 NO RLBK	1.679728000		2725.04		180.13	74.54	9.01	2641.49			206.34
2013/2018/2022	.960148000		854.31		33.88	42.59	1.69	1630.64			
					214.01 D	10.70					
A L L	L E V I E S			5,210.87		486.73		678.63			748.28
	CLASS-1		12,402.26			270.31	32.67	17,087.20	678.63	101.68	748.28
	CLASS-2		9,101.92		653.24	216.42	6.53	8,798.94		101.68	
			3,300.34		130.89			8,288.26			
					D	39.20					
12.700					17,613.13						
	6.0913	AGR-RES									
	3.7089	COM-IND									

784.13 Delinquent Tax Receipts--included in figures shown above

HARPSTER CORPORATION

CORPORATION 5B

ADDITIONAL
SOURCES OF RECEIPTS

ADDITIONAL
DEDUCTIONS

Other-----

Other-----

Estate Tax-----

County Health Dept----- 299.25

Cigarette Tax-----

Personal Property Reimb Admin Fee-----

Special Assessments-----

Election Expenses-----

Advertising Delinquent-----

Total Additional Receipts-----

Total Additional Deductions----- 299.25

Total All Receipts----- 17,087.20

Total All Deductions----- 299.25

ADVANCES-----

NET DISTRIBUTION----- 16,787.95



-----COUNTY AUDITOR

-----DEPUTY AUDITOR

KIRBY CORPORATION

CORPORATION 5C

	TX/RT MILLS	EF/RT MILLS	REAL RECEIPTS	PERS-PROP RECEIPTS	TOTAL RECEIPTS	FEE A/T/REA DETAC	RECEIPTS			
							NET-OF-FEES	NON-BUSI	OWNER OC	HOMESTEAD
GENERAL	.700		471.31	38.81	510.12	14.42	494.89	32.43	5.31	19.10
#116		.700000000	316.66		16.11	9.50	.81	306.35	32.43	5.31
/ /		.700000000	154.65			4.92		188.54		
					16.11 D	.81				
A L L L E V I E S				38.81		14.42		32.43		19.10
			471.31					494.89	5.31	
CLASS-1						9.50	.81	306.35	32.43	19.10
CLASS-2			316.66		16.11	4.92			5.31	
			154.65					188.54		
					D	.81				
.700					510.12					
		.7000	AGR-RES							
		.7000	COM-IND							

16.11 Delinquent Tax Receipts--included in figures shown above

KIRBY CORPORATION

CORPORATION 5C

ADDITIONAL SOURCES OF RECEIPTS		ADDITIONAL DEDUCTIONS	
Other-----		Other-----	
Estate Tax-----		County Health Dept-----	76.54
Cigarette Tax-----		Personal Property Reimb Admin Fee-----	
Special Assessments-----		Election Expenses-----	
		Advertising Delinquent-----	
Total Additional Receipts-----		Total Additional Deductions-----	76.54
Total All Receipts-----	494.89	Total All Deductions-----	76.54

ADVANCES-----

NET DISTRIBUTION----- 418.35

-----COUNTY AUDITOR

-----DEPUTY AUDITOR

MARSEILLES CORPORATION

CORPORATION 5D

		F E E S				R E C E I P T S					
	TX/RT MILLS	EF/RT MILLS	REAL RECEIPTS	PERS-PROP RECEIPTS	TOTAL RECEIPTS	A/T/REA DETAC	NET-OF-FEES	NON-BUSI	OWNER	OC	HOMESTEAD
GENERAL	1.800		504.87	86.02	590.89	16.96	570.35	37.73	5.82		32.64
#117	.923527800		458.14		60.71	13.59	3.04	441.51	37.73	5.82	32.64
1981/2020/2024	1.451680200		46.73		10.87	3.37	.54	128.84			
					71.58 D	3.58					
GENERAL	2.000		580.08	95.58	675.66	19.41	652.15	43.50	6.71		37.63
#118	1.064672000		528.16		69.99	15.66	3.50	509.00	43.50	6.71	37.63
1993/2023/2027	1.612978000		51.92		12.08	3.75	.60	143.15			
					82.07 D	4.10					
GENERAL	.900		475.44	43.01	518.45	15.07	500.08	36.77	5.67		31.81
#119	.900000000		446.47		59.16	13.24	2.96	430.27	36.77	5.67	31.81
/ /	.900000000		28.97		6.74	1.83	.34	69.81			
					65.90 D	3.30					
GENERAL	2.000		560.96	95.58	656.54	18.85	633.71	41.93	6.47		36.27
#120	1.026142000		509.04		67.45	15.10	3.37	490.57	41.93	6.47	36.27
1981/2020/2024	1.612978000		51.92		12.08	3.75	.61	143.14			
					79.53 D	3.98					
GENERAL	3.000		1463.79	143.37	1607.16	43.13	1554.64				88.99
#121 NO RLBK	2.517696000		1367.70		165.50	37.04	8.28	1322.38			88.99
2016/2021/2025	2.985099000		96.09		22.36	6.09	1.11	232.26			
					187.86 D	9.39					

A L L L E V I E S			463.56		113.42		3,910.93	159.93	24.67	227.34
	CLASS-1	3,585.14			94.63	21.15	3,910.93	159.93	24.67	227.34
	CLASS-2	3,309.51		422.81	18.79	3.20	3,193.73		24.67	
		275.63		64.13			717.20			
				D	24.35					
	9.700			4,048.70						
	6.4318 AGR-RES									
	8.5624 COM-IND									

486.94 Delinquent Tax Receipts--included in figures shown above

MARSELLES CORPORATION

CORPORATION 5D

ADDITIONAL SOURCES OF RECEIPTS

ADDITIONAL DEDUCTIONS

Other-----

Other-----

Estate Tax-----

County Health Dept----- 54.52

Cigarette Tax-----

Personal Property Reimb Admin Fee-----

Special Assessments-----

Election Expenses-----

Advertising Delinquent-----

Total Additional Receipts-----

Total Additional Deductions----- 54.52

Total All Receipts----- 3,910.93

Total All Deductions----- 54.52

ADVANCES-----

N E T D I S T R I B U T I O N-----

3,856.41



-----COUNTY AUDITOR

-----DEPUTY AUDITOR

NEVADA CORPORATION

CORPORATION 5E

	TX/RT MILLS	EF/RT MILLS	REAL RECEIPTS	PERS-PROP RECEIPTS	TOTAL RECEIPTS	F E E S		R E C E I P T S				
						A/T/REA DETAC		NET-OF-FEES	NON-BUSI	OWNER	OC	HOMESTEAD
GENERAL	1.100		4489.87	450.95	4940.82	143.19		4770.07	392.99	65.55	231.86	
#122	1.100000000		4058.12		506.62	120.74	25.33	3912.05	392.99	65.55	231.86	
/ /	1.100000000		431.75		44.54	22.45	2.23	858.02				
					551.16	D 27.56						
GENERAL	5.000		20920.92	2049.80	22970.72	608.85		22245.42			973.44	
#123 NO RLBK	4.618180000		18962.52		2126.99	506.93	106.35	18349.24			973.44	
2020/ /2025	4.989460000		1958.40		202.05	101.92	10.10	3896.18				
					2329.04	D 116.45						
A L L L E V I E S			25,410.79	2,500.75		752.04			392.99		1,205.30	
CLASS-1						627.67	131.68	27,015.49	392.99	65.55	1,205.30	
CLASS-2			23,020.64		2633.61	124.37	12.33	22,261.29		65.55		
			2,390.15		246.59			4,754.20				
					D	144.01						
6.100					27,911.54							
	5.7181		AGR-RES									
	6.0894		COM-IND									

2,880.20 Delinquent Tax Receipts--included in figures shown above

NEVADA CORPORATION

CORPORATION 5E

ADDITIONAL SOURCES OF RECEIPTS

ADDITIONAL DEDUCTIONS

Other-----

Other-----

Estate Tax-----

County Health Dept----- 490.43

Cigarette Tax-----

Personal Property Reimb Admin Fee-----

Special Assessments-----

Election Expenses-----

Advertising Delinquent-----

Total Additional Receipts-----

Total Additional Deductions----- 490.43

Total All Receipts----- 27,015.49

Total All Deductions----- 490.43

ADVANCES-----

N E T D I S T R I B U T I O N----- 26,525.06

-----COUNTY AUDITOR

-----DEPUTY AUDITOR

SYCAMORE CORPORATION							CORPORATION 5F				
	TX/RT MILLS	EF/RT MILLS	REAL RECEIPTS	PERS-PROP RECEIPTS	TOTAL RECEIPTS	FEE A/T/REA DETAC	RECEIPTS				
							NET-OF-FEES	NON-BUSI	OWNER	OC	HOMESTEAD
FIRE EQUIPMENT	2.000		10383.25	135.12	10518.37	304.10	10172.98	832.89	154.31		453.70
#124	1.521692000		8408.93		825.80	250.46	41.29	8117.18	832.89	154.31	453.70
2008/2023/2027	2.000000000		1974.32			53.64		2055.80			
					825.80 D	41.29					
GENERAL	.900		5861.88	60.80	5922.68	172.27	5725.99	492.61	91.26		268.34
#125	.900000000		4973.44		488.42	148.13	24.42	4800.89	492.61	91.26	268.34
/ /	.900000000		888.44			24.14		925.10			
					488.42 D	24.42					
GENERAL	6.000		19266.87	405.36	19672.23	558.37	19048.34	1321.69	244.86		719.97
#126	2.414730000		13343.91		1310.44	397.45	65.52	12880.94	1321.69	244.86	719.97
1991/2021/2025	6.000000000		5922.96			160.92		6167.40			
					1310.44 D	65.52					
A L L L E V I E S				601.28		1,034.74			2,647.19		1,442.01
			35,512.00					34,947.31		490.43	
CLASS-1						796.04	131.23		2,647.19		1,442.01
			26,726.28		2624.66			25,799.01		490.43	
CLASS-2						238.70					
			8,785.72					9,148.30			
						D 131.23					
	8.900				36,113.28						
		4.8363	AGR-RES								
		8.9000	COM-IND								

2,624.66 Delinquent Tax Receipts--included in figures shown above

SYCAMORE CORPORATION

CORPORATION 5F

ADDITIONAL SOURCES OF RECEIPTS

ADDITIONAL DEDUCTIONS

Other-----

Other-----

Estate Tax-----

County Health Dept----- 676.97

Cigarette Tax-----

Personal Property Reimb Admin Fee-----

Special Assessments-----

Election Expenses-----

Advertising Delinquent-----

Total Additional Receipts-----

Total Additional Deductions----- 676.97

Total All Receipts----- 34,947.31

Total All Deductions----- 676.97

ADVANCES-----

NET DISTRIBUTION----- 34,270.34



-----COUNTY AUDITOR

-----DEPUTY AUDITOR

UPPER SANDUSKY CORP

CORPORATION 5G

		FEES		RECEIPTS							
	TX/RT MILLS	EF/RT MILLS	REAL RECEIPTS	PERS-PROP RECEIPTS	TOTAL RECEIPTS	A/T/REA DETAC	NET-OF-FEES	NON-BUSI	OWNER	OC	HOMESTEAD

FIRE PENSION	.400		30219.25	1538.69	31757.94	911.14	30773.03	2169.40	393.70		723.45
#127	.400000000		21849.00		869.93	639.14	43.50	21166.36	2169.40	393.70	723.45
/ /	.400000000		8370.25		605.46	272.00	30.27	9606.67			
					1475.39	D 73.77					

GENERAL	1.000		75512.57	3839.72	79352.29	2276.68	76891.19	5420.33	984.25		1808.62
#128	1.000000000		54586.93		2174.82	1596.88	108.74	52881.31	5420.33	984.25	1808.62
/ /	1.000000000		20925.64		1513.66	679.80	75.68	24009.88			
					3688.48	D 184.42					

GENERAL	1.300		21951.77	5000.74	26952.51	752.59	26137.30	1024.51	185.93		341.65
#129	.188900400		10318.21		410.82	301.84	20.54	9995.83	1024.51	185.93	341.65
1976/2022/2026	.555947600		11633.56		841.51	450.75	42.08	16141.47			
					1252.33	D 62.62					

GENERAL	.700		24.88	4.91	29.79	.81	28.98	2.23			
#130	.700000000		24.88			.69	24.19	2.23			
/ /	.700000000					.12	4.79				
						D					

POLICE PENSION	.400		30219.25	1538.69	31757.94	911.14	30773.03	2169.40	393.70		723.45
#131	.400000000		21849.00		869.93	639.14	43.50	21166.36	2169.40	393.70	723.45
/ /	.400000000		8370.25		605.46	272.00	30.27	9606.67			
					1475.39	D 73.77					

A L L	L E V I E S			11,922.75		4,852.36		10,785.87			3,597.17
			157,927.72				164,603.53		1,957.58		
	CLASS-1					3,177.69	216.28	10,785.87			3,597.17
			108,628.02		4325.50		105,234.05		1,957.58		
	CLASS-2					1,674.67	178.30				
			49,299.70		3566.09		59,369.48				
					D	394.58					
	3.800				169,850.47						
			2.6889	AGR-RES							
			3.0559	COM-IND							

7,891.59 Delinquent Tax Receipts--included in figures shown above

UPPER SANDUSKY CORP

CORPORATION 5G

ADDITIONAL SOURCES OF RECEIPTS

ADDITIONAL DEDUCTIONS

Other-----

Other-----

Estate Tax-----

County Health Dept----- 8,604.06

Cigarette Tax-----

Personal Property Reimb Admin Fee-----

Special Assessments-----

Election Expenses-----

Advertising Delinquent-----

Total Additional Receipts-----

Total Additional Deductions----- 8,604.06

Total All Receipts----- 164,603.53

Total All Deductions----- 8,604.06

ADVANCES-----

NET DISTRIBUTION----- 155,999.47



-----COUNTY AUDITOR

-----DEPUTY AUDITOR

WHARTON CORPORATION

CORPORATION 5H

		TX/RT	EF/RT	REAL	PERS-PROP	TOTAL	A/T/REA	RECEIPTS				
		MILLS	MILLS	RECEIPTS	RECEIPTS	RECEIPTS	DETAC	NET-OF-FEES	NON-BUSI	OWNER	OC	HOMESTEAD
GENERAL		.800		1878.89	63.42	1942.31	55.76	1880.10	164.65	23.45		62.52
#132		.800000000		1681.68		128.67	49.13	6.43	1626.12	164.65	23.45	62.52
/	/	.800000000		197.21		.35	6.63	.02	253.98			
						129.02 D	6.45					
GENERAL		2.000		4378.84	158.55	4537.39	118.72	4405.09				131.59
#133 NO RLBK		1.683762000		3935.32		270.80	103.41	13.54	3818.37			131.59
2016/2021/2025		1.799140000		443.52		.79	15.31	.04	586.72			
						271.59 D	13.58					
A L L L E V I E S					221.97		174.48			164.65		194.11
	CLASS-1		6,257.73				152.54	19.97	6,285.19	164.65	23.45	194.11
	CLASS-2		5,617.00			399.47	21.94	.06	5,444.49		23.45	
			640.73			1.14			840.70			
						D	20.03					
	2.800					6,479.70						
	2.4837 AGR-RES											
	2.5991 COM-IND											

400.61 Delinquent Tax Receipts--included in figures shown above

WHARTON CORPORATION

CORPORATION 5H

ADDITIONAL SOURCES OF RECEIPTS

ADDITIONAL DEDUCTIONS

Other-----

Other-----

Estate Tax-----

County Health Dept----- 250.97

Cigarette Tax-----

Personal Property Reimb Admin Fee-----

Special Assessments-----

Election Expenses-----

Advertising Delinquent-----

Total Additional Receipts-----

Total Additional Deductions----- 250.97

Total All Receipts----- 6,285.19

Total All Deductions----- 250.97

ADVANCES-----

NET DISTRIBUTION----- 6,034.22



-----COUNTY AUDITOR

-----DEPUTY AUDITOR

ALL CORPORATION

		REAL	PERS-PROP	TOTAL	FEEES					
		RECEIPTS	RECEIPTS	RECEIPTS	A/T/REA	RECEIPTS				
					DETAC	NET-OF-FEES	NON-BUSI	OWNER	OC	HOMESTEAD
A L L	CORPORATION	306150.35	21745.75		9333.06	317441.67	19966.87	3601.76		8954.57
				D	1121.37					
				327896.10						

DORCAS CAREY PUBLIC LIBRA							OTHER	6A		
	TX/RT MILLS	EF/RT MILLS	REAL RECEIPTS	PERS-PROP RECEIPTS	TOTAL RECEIPTS	FEEES	RECEIPTS			
						A/T/REA DETAC	NET-OF-FEES	NON-BUSI	OWNER OC	HOMESTEAD
CURRENT EXPENSE	1.750		82640.59	3843.27	86483.86	2472.82	83656.50	6605.15	983.23	1616.37
#134		1.305853500	70148.93		4801.18	2017.73	240.06	67891.14	6602.44	983.23
2010/2023/CONT		1.498344750	12491.66		2289.64	455.09	114.48	15765.36	2.71	
					7090.82	D 354.54				

A L L L E V I E S				3,843.27		2,472.82		6,605.15		1,616.37
			82,640.59					83,656.50	983.23	
	CLASS-1					2,017.73	240.06	6,602.44		1,616.37
			70,148.93		4801.18			67,891.14	983.23	
	CLASS-2					455.09	114.48		2.71	
			12,491.66		2289.64			15,765.36		
						D 354.54				
	1.750				86,483.86					
		1.3058	AGR-RES							
		1.4983	COM-IND							

7,090.82 Delinquent Tax Receipts--included in figures shown above

DORCAS CAREY PUBLIC LIBRA

OTHER 6A

ADDITIONAL SOURCES OF RECEIPTS

ADDITIONAL DEDUCTIONS

Other-----

Other-----

Estate Tax-----

County Health Dept-----

Cigarette Tax-----

Personal Property Reimb Admin Fee-----

Special Assessments-----

Election Expenses-----

Advertising Delinquent-----

Total Additional Receipts-----

Total Additional Deductions-----

Total All Receipts----- 83,656.50

Total All Deductions-----

ADVANCES-----

NET DISTRIBUTION----- 83,656.50



-----COUNTY AUDITOR

-----DEPUTY AUDITOR

FINDLAY-HANCOCK CO LIBRAR

OTHER 6B

	TX/RT MILLS	EF/RT MILLS	REAL RECEIPTS	PERS-PROP RECEIPTS	TOTAL RECEIPTS	FEEES A/T/REA DETAC	RECEIPTS			
							NET-OF-FEES	NON-BUSI	OWNER OC	HOMESTEAD
CURRENT EXPENSE	.500		699.30	45.93	745.23	20.81	724.01	58.89	5.32	9.22
#135	.339650000		696.27		8.20	19.57	.41	676.29	58.89	5.32
2010/2020/2024	.402713000		3.03			1.24		47.72		
					8.20 D	.41				
A L L L E V I E S				45.93		20.81		58.89		9.22
			699.30				724.01		5.32	
CLASS-1						19.57	.41	58.89		9.22
CLASS-2			696.27		8.20			676.29		5.32
			3.03			1.24				
								47.72		
	.500				D	.41				
					745.23					
	.3396	AGR-RES								
	.4027	COM-IND								

8.20 Delinquent Tax Receipts--included in figures shown above

FINDLAY-HANCOCK CO LIBRAR

OTHER 6B

ADDITIONAL
SOURCES OF RECEIPTS

ADDITIONAL
DEDUCTIONS

Other-----

Other-----

Estate Tax-----

County Health Dept-----

Cigarette Tax-----

Personal Property Reimb Admin Fee-----

Special Assessments-----

Election Expenses-----

Advertising Delinquent-----

Total Additional Receipts-----

Total Additional Deductions-----

Total All Receipts----- 724.01

Total All Deductions-----

ADVANCES-----

NET DISTRIBUTION-----

724.01



-----COUNTY AUDITOR

-----DEPUTY AUDITOR

FOREST-JACKSON LIBRARY							OTHER			
	TX/RT MILLS	EF/RT MILLS	REAL RECEIPTS	PERS-PROP RECEIPTS	TOTAL RECEIPTS	FEEES A/T/REA DETAC	RECEIPTS NET-OF-FEES	NON-BUSI	OWNER OC	HOMESTEAD
CURRENT EXPENSE	.700		12049.84	1187.97	13237.81	369.18	12822.70	1018.94	83.02	142.41
#136	.406525000		11840.83		916.09	332.73	45.80	11462.30	1018.94	83.02
2010/2020/2024	.687138900		209.01		2.46	36.45	.13	1360.40		
					918.55 D	45.93				

A L L L E V I E S				1,187.97		369.18		1,018.94		142.41
			12,049.84				12,822.70		83.02	
CLASS-1						332.73	45.80	1,018.94		142.41
			11,840.83		916.09				83.02	
CLASS-2						36.45	.13			
			209.01		2.46			1,360.40		
					D	45.93				
.700					13,237.81					
	.4065		AGR-RES							
	.6871		COM-IND							

918.55 Delinquent Tax Receipts--included in figures shown above

FOREST-JACKSON LIBRARY

OTHER 6C

ADDITIONAL
SOURCES OF RECEIPTS

ADDITIONAL
DEDUCTIONS

Other-----

Other-----

Estate Tax-----

County Health Dept-----

Cigarette Tax-----

Personal Property Reimb Admin Fee-----

Special Assessments-----

Election Expenses-----

Advertising Delinquent-----

Total Additional Receipts-----

Total Additional Deductions-----

Total All Receipts----- 12,822.70

Total All Deductions-----

ADVANCES-----

NET DISTRIBUTION----- 12,822.70



-----COUNTY AUDITOR

-----DEPUTY AUDITOR

MOHAWK COMMUNITY LIBRARY						OTHER					
	TX/RT MILLS	EF/RT MILLS	REAL RECEIPTS	PERS-PROP RECEIPTS	TOTAL RECEIPTS	FEE A/T/REA DETAC	RECEIPTS				
							NET-OF-FEES	NON-BUSI	OWNER	OC	HOMESTEAD
CURRENT EXPENSE	.800		23135.78	2667.57	25803.35	724.07	25016.74	1939.17	223.41		503.85
#137	.599883200		21986.01		1193.08	626.76	59.65	21299.60	1939.17	222.87	500.43
2010/2020/2024	.800000000		1149.77		57.78	97.31	2.89	3717.14		.54	3.42
					1250.86 D	62.54					
A L L L E V I E S				2,667.57		724.07			1,939.17		503.85
			23,135.78					25,016.74		223.41	
CLASS-1						626.76	59.65		1,939.17		500.43
			21,986.01		1193.08			21,299.60		222.87	
CLASS-2						97.31	2.89				3.42
			1,149.77		57.78			3,717.14		.54	
					D	62.54					
	.800				25,803.35						
		.5998	AGR-RES								
		.8000	COM-IND								

1,250.86 Delinquent Tax Receipts--included in figures shown above

MOHAWK COMMUNITY LIBRARY

OTHER 6D

ADDITIONAL
SOURCES OF RECEIPTS

ADDITIONAL
DEDUCTIONS

Other-----

Other-----

Estate Tax-----

County Health Dept-----

Cigarette Tax-----

Personal Property Reimb Admin Fee-----

Special Assessments-----

Election Expenses-----

Advertising Delinquent-----

Total Additional Receipts-----


Total Additional Deductions-----

Total All Receipts----- 25,016.74

Total All Deductions-----

ADVANCES-----

NET DISTRIBUTION----- 25,016.74



-----COUNTY AUDITOR

-----DEPUTY AUDITOR

UPPER SANDUSKY LIBRARY							OTHER				
	TX/RT	EF/RT	REAL	PERS-PROP	TOTAL	FEE	RECEIPTS				
	MILLS	MILLS	RECEIPTS	RECEIPTS	RECEIPTS	A/T/REA	NET-OF-FEES	NON-BUSI	OWNER	OC	HOMESTEAD
						DETAC					
CURRENT EXPENSE	1.400		167519.22	18963.14	186482.36	5241.56	180871.42	12479.45	1667.18		2847.81
#138		.896588000									
2009/2019/2023	1.212446200										
					7387.50 D	369.38					
A L L	L E V I E S			18,963.14		5,241.56		12,479.45			2,847.81
			167,519.22				180,871.42		1,667.18		
	1.400					D 369.38					
		.8965	AGR-RES								
		1.2124	COM-IND								

7,387.50 Delinquent Tax Receipts--included in figures shown above

UPPER SANDUSKY LIBRARY

OTHER 6E

ADDITIONAL
SOURCES OF RECEIPTS

ADDITIONAL
DEDUCTIONS

Other-----

Other-----

Estate Tax-----

County Health Dept-----

Cigarette Tax-----

Personal Property Reimb Admin Fee-----

Special Assessments-----

Election Expenses-----

Advertising Delinquent-----

Total Additional Receipts-----

Total Additional Deductions-----

Total All Receipts----- 180,871.42

Total All Deductions-----

ADVANCES-----

NET DISTRIBUTION----- 180,871.42



-----COUNTY AUDITOR

-----DEPUTY AUDITOR

ALL OTHER

	REAL	PERS-PROP	TOTAL	FEEES				
	RECEIPTS	RECEIPTS	RECEIPTS	A/T/REA	RECEIPTS			
				DETAC	NET-OF-FEES	NON-BUSI	OWNER	OC HOMESTEAD

A L L	OTHER	286044.73	26707.88		8828.44	303091.37	22101.60	2962.16	5119.66
				D	832.80				
			312752.61						

G R A N D	T O T A L S	1,263,804.71			377,833.19	840,950.44		227,130.11	
		12,285,257.31				13,136,352.34		108,352.94	
				D	34876.49				
			13,549,062.02						