

| | | CURRENT | PRIOR | REF/ADJ | NON-BUS | OCCUPANCY | HOMESTEAD |
|----|-------------------------------------|---------|---------|---------|---------|-----------|-----------|
| 1 | ANTRIM TOWNSHIP /RIDGEDALE LOCAL S | 722.09 | 237.67 | | | | |
| 2 | ANTRIM TOWNSHIP /WYNFORD LOCAL S D | 533.73 | | | | | |
| 3 | ANTRIM TOWNSHIP /NEVADA CORPORATIO | 753.38 | | | | | |
| 4 | ANTRIM TOWNSHIP /UPPER SANDUSKY S | | | | | | |
| 5 | CRANE TOWNSHIP /UPPER SANDUSKY S | 841.84 | 19.07 | | | | |
| 6 | CRANE TOWNSHIP /UPPER SANDUSKY CO | 2131.19 | 1162.83 | | | | |
| 7 | CRANE TOWNSHIP /WYNFORD LOCAL S D | | | | | | |
| 8 | CRANE TOWNSHIP /MOHAWK LOCAL S D | 293.12 | | | | | |
| 9 | CRAWFORD TOWNSHIP/CAREY S D | 739.27 | 30.60 | | | | |
| 10 | CRAWFORD TOWNSHIP/CAREY CORPORATION | 2092.47 | 1144.98 | | | | |
| 11 | CRAWFORD TOWNSHIP/UPPER SANDUSKY S | 116.28 | | | | | |
| 12 | EDEEN TOWNSHIP /UPPER SANDUSKY S | 230.29 | | | | | |
| 13 | EDEEN TOWNSHIP /WYNFORD LOCAL S D | 350.00 | | | | | |
| 14 | EDEEN TOWNSHIP /NEVADA CORPORATIO | 190.56 | 203.19 | | | | |
| 15 | EDEEN TOWNSHIP /MOHAWK LOCAL S D | | | | | | |
| 16 | JACKSON TOWNSHIP /UPPER SANDUSKY S | | | | | | |
| 17 | JACKSON TOWNSHIP /KIRBY CORPORATION | 604.28 | | | | | |
| 18 | JACKSON TOWNSHIP /RIVERDALE S D HAR | 233.82 | | | | | |
| 19 | JACKSON TOWNSHIP /KENTON CITY S D H | | | | | | |
| 20 | MIFFLIN TOWNSHIP /UPPER SANDUSKY S | 159.99 | 4.21 | | | | |
| 21 | MIFFLIN TOWNSHIP /KIRBY CORPORATION | 4.95 | | | | | |
| 22 | MIFFLIN TOWNSHIP /RIVERDALE S D HAR | | | | | | |
| 23 | MARSEILLES TOWNSH/UPPER SANDUSKY S | 1104.66 | 58.95 | | | | |
| 24 | MARSEILLES TOWNSH/MARSEILLES CORPOR | | | | | | |
| 25 | MARSEILLES TOWNSH/KENTON CITY S D H | 40.58 | | | | | |
| 26 | PITT TOWNSHIP /UPPER SANDUSKY S | 184.12 | 56.82 | | | | |
| 27 | PITT TOWNSHIP /HARPSTER CORPORAT | 8.70 | | | | | |
| 28 | PITT TOWNSHIP /WYNFORD LOCAL S D | | | | | | |
| 29 | RICHLAND TOWNSHIP/RIVERDALE S D HAR | 437.81 | | | | | |
| 30 | RICHLAND TOWNSHIP/WHARTON CORPORATI | 38.82 | | | | | |
| 31 | RIDGE TOWNSHIP /CAREY S D | | 435.56 | | | | |
| 32 | RIDGE TOWNSHIP /RIVERDALE S D HAR | 87.46 | 116.49 | | | | |
| 33 | RIDGE TOWNSHIP /VANLUE S D HANCO | 63.84 | | | | | |
| 34 | SALEM TOWNSHIP /UPPER SANDUSKY S | 1050.84 | | | | | |
| 35 | SALEM TOWNSHIP /RIVERDALE S D HAR | 19.72 | | | | | |
| 36 | SYCAMORE TOWNSHIP/MOHAWK LOCAL S D | 2087.95 | 2577.71 | | | | |
| 37 | SYCAMORE TOWNSHIP/SYCAMORE CORPORAT | 1772.56 | 210.33 | | | | |
| 38 | TYMOCHTEE TOWNSHI/MOHAWK LOCAL S D | 1483.62 | 190.31 | | | | |
| 39 | TYMOCHTEE TOWNSHI/UPPER SANDUSKY S | 132.68 | | | | | |
| 40 | EDEEN TWP /UPPER SANDUSKY S | | | | | | |
| 41 | PITT TOWNSHIP /UPPER CORPORATION | | | | | | |
| 42 | SALEM TOWNSHIP /UPPER SANDUSKY CO | | | | | | |

** COUNTY TOTALS **

18510.62 6448.72

| | | CURRENT | PRIOR | REF/ADJ | NON-BUS | OCCUPANCY | HOMESTEAD |
|---------------------|-------------------------------------|---------|--------|---------|---------|-----------|-----------|
| 1 | ANTRIM TOWNSHIP /RIDGEDALE LOCAL S | 88.78 | | | | | 88.78 |
| 2 | ANTRIM TOWNSHIP /WYNFORD LOCAL S D | 36.00 | | | | | 36.00 |
| 3 | ANTRIM TOWNSHIP /NEVADA CORPORATIO | 142.32 | | | | | 142.32 |
| 4 | ANTRIM TOWNSHIP /UPPER SANDUSKY S | | | | | | |
| 5 | CRANE TOWNSHIP /UPPER SANDUSKY S | 114.17 | | | | | 114.17 |
| 6 | CRANE TOWNSHIP /UPPER SANDUSKY CO | 254.76 | 46.24 | | | | 301.00 |
| 7 | CRANE TOWNSHIP /WYNFORD LOCAL S D | | | | | | |
| 8 | CRANE TOWNSHIP /MOHAWK LOCAL S D | 53.06 | | | | | 53.06 |
| 9 | CRAWFORD TOWNSHIP/CAREY S D | 184.46 | | | | | 184.46 |
| 10 | CRAWFORD TOWNSHIP/CAREY CORPORATION | 139.12 | | | | | 139.12 |
| 11 | CRAWFORD TOWNSHIP/UPPER SANDUSKY S | | | | | | |
| 12 | EDEN TOWNSHIP /UPPER SANDUSKY S | 36.00 | | | | | 36.00 |
| 13 | EDEN TOWNSHIP /WYNFORD LOCAL S D | | | | | | |
| 14 | EDEN TOWNSHIP /NEVADA CORPORATIO | | 230.12 | | | | 230.12 |
| 15 | EDEN TOWNSHIP /MOHAWK LOCAL S D | | | | | | |
| 16 | JACKSON TOWNSHIP /UPPER SANDUSKY S | | | | | | |
| 17 | JACKSON TOWNSHIP /KIRBY CORPORATION | | | | | | |
| 18 | JACKSON TOWNSHIP /RIVERDALE S D HAR | 72.00 | | | | | 72.00 |
| 19 | JACKSON TOWNSHIP /KENTON CITY S D H | | | | | | |
| 20 | MIFFLIN TOWNSHIP /UPPER SANDUSKY S | 40.36 | | | | | 40.36 |
| 21 | MIFFLIN TOWNSHIP /KIRBY CORPORATION | 18.00 | | | | | 18.00 |
| 22 | MIFFLIN TOWNSHIP /RIVERDALE S D HAR | | | | | | |
| 23 | MARSEILLES TOWNSH/UPPER SANDUSKY S | 36.00 | | | | | 36.00 |
| 24 | MARSEILLES TOWNSH/MARSEILLES CORPOR | | | | | | |
| 25 | MARSEILLES TOWNSH/KENTON CITY S D H | 36.00 | | | | | 36.00 |
| 26 | PITT TOWNSHIP /UPPER SANDUSKY S | | 41.58 | | | | 41.58 |
| 27 | PITT TOWNSHIP /HARPSTER CORPORAT | | | | | | |
| 28 | PITT TOWNSHIP /WYNFORD LOCAL S D | | | | | | |
| 29 | RICHLAND TOWNSHIP/RIVERDALE S D HAR | 152.71 | | | | | 152.71 |
| 30 | RICHLAND TOWNSHIP/WHARTON CORPORATI | 36.00 | | | | | 36.00 |
| 31 | RIDGE TOWNSHIP /CAREY S D | | | | | | |
| 32 | RIDGE TOWNSHIP /RIVERDALE S D HAR | | | | | | |
| 33 | RIDGE TOWNSHIP /VANLUE S D HANCO | 18.00 | | | | | 18.00 |
| 34 | SALEM TOWNSHIP /UPPER SANDUSKY S | 202.96 | 131.76 | | | | 334.72 |
| 35 | SALEM TOWNSHIP /RIVERDALE S D HAR | | | | | | |
| 36 | SYCAMORE TOWNSHIP/MOHAWK LOCAL S D | 72.00 | | | | | 72.00 |
| 37 | SYCAMORE TOWNSHIP/SYCAMORE CORPORAT | 103.62 | | | | | 103.62 |
| 38 | TYMOCHTEE TOWNSHI/MOHAWK LOCAL S D | 202.48 | 41.58 | | | | 244.06 |
| 39 | TYMOCHTEE TOWNSHI/UPPER SANDUSKY S | | | | | | |
| 40 | EDEN TWP /UPPER SANDUSKY S | | 41.58 | | | | 41.58 |
| 41 | PITT TOWNSHIP /UPPER CORPORATION | | | | | | |
| 42 | SALEM TOWNSHIP /UPPER SANDUSKY CO | | | | | | |
| ** COUNTY TOTALS ** | | | | | | | |
| | | 2038.80 | 532.86 | | | | 2571.66 |

| | |
|-------------------------------|------------|
| TOTAL COLLECTION & ROLLBACKS: | 27,531.00 |
| REAL ESTATE ASSESSMENT | |
| .0400000 (1ST \$ 500,000) | 1,101.24 |
| .0200000 (NEXT \$10,000,000) | .00 |
| .0075000 (BALANCE) | .00 |
| T O T A L | 1,101.24 * |
| AUDITOR FEES - 4% | |
| .0400000 (TOTAL COL + RLBK) | 1,101.24 |
| T O T A L | 1,101.24 * |
| TREASURER FEES | |
| .0094950 (1ST \$ 6,020,000) | 261.41 |
| .0019960 (BALANCE) | .00 |
| T O T A L | 261.41 * |
| GRAND TOTAL FEES: | 2,463.89 * |

| WYANDOT COUNTY | | | | | | | COUNTY | 1A |
|-------------------|----------------|----------------|-------------------|-----------------|-------------------|-----------------------------|--|----|
| | TX/RT MILLS | EF/RT MILLS | L R E RECEIPTS | M H RECEIPTS | TOTAL RECEIPTS | F E E S A/T/REA DETAC | R E C E I P T S NET-OF-FEES NON-BUS OWN-OCC HOMESTEAD | |
| COUNTY GENERAL | 2.900 | | 1985.17 | 131.54 | 2116.71 | 189.44 | 1900.04 | |
| # 1 | 2.900000000 | | | | | | | |
| / / | 2.900 | | | | | | | |
| | | | | | 544.64 D | 27.23 | | |
| HEALTH DISTRICT | .700 | | 423.78 | 31.74 | 455.52 | 40.77 | 408.90 | |
| # 2 NO RLBK | .619014900 | | | | | | | |
| 2019/2019/2024 | .700 | | | | | | | |
| | | | | | 116.96 D | 5.85 | | |
| MENTAL HEALTH/REC | .600 | | 363.19 | 27.22 | 390.41 | 34.94 | 350.46 | |
| # 3 NO RLBK | .530584200 | | | | | | | |
| 2017/ /2026 | .600 | | | | | | | |
| | | | | | 100.23 D | 5.01 | | |
| SENIOR CITIZENS | 1.000 | | 605.36 | 45.38 | 650.74 | 58.24 | 584.15 | |
| # 4 NO RLBK | .884307000 | | | | | | | |
| 2019/ /2023 | 1.000 | | | | | | | |
| | | | | | 167.08 D | 8.35 | | |
| SENIOR CITIZENS | .800 | | 356.84 | 36.29 | 393.13 | 35.18 | 352.94 | |
| # 5 | .521244800 | | | | | | | |
| 2009/2019/2023 | .800 | | | | | | | |
| | | | | | 100.28 D | 5.01 | | |
| A L L L E V I E S | | | 3,734.34 | 272.17 | | 358.57 | 3,596.49 | |
| | 6.00 | | | | | D 51.45 | | |
| | | | | | 4,006.51 | | | |
| | 5.4550 LRE | | | | | | .00 PREVIOUSLY ADVANCED | |
| | 6.00 MH | | | | | | 3,596.49 BALANCE | |

1,029.19 Delinquent Tax Receipts--included in figures shown above

WYANDOT COUNTY

COUNTY 1A

ADDITIONAL SOURCES OF RECEIPTS

ADDITIONAL DEDUCTIONS


Other-----
 Estate Tax-----
 Cigarette Tax-----
 Special Assessments-----
 Total Additional Receipts-----
 Total All Receipts----- 3,596.49

Other-----
 County Health Dept-----
 Personal Property Reimb Admin Fee-----
 Election Expenses-----
 Advertising Delinquent-----
 Total Additional Deductions-----
 Total All Deductions-----

ADVANCES-----

NET DISTRIBUTION----- 3,596.49

County 1,900.04
Health 408.90
Sevions 937.09
MHL5B 350.46

-----COUNTY AUDITOR
 -----DEPUTY AUDITOR

WYANDOT COUNTY

COUNTY 1B

| | | TX/RT | EF/RT | L R E | M H | TOTAL | F E E S | R E C E I P T S | | | | | |
|-------------------|----------------|-------------|-------|-----------------|-----------------|-----------------|------------------|-------------------------|---------|---------|-----------|--|--|
| | | MILLS | MILLS | R E C E I P T S | R E C E I P T S | R E C E I P T S | A/T/REA DETAC | NET-OF-FEES | NON-BUS | OWN-OCC | HOMESTEAD | | |
| ANGELINE SCHOOLS | | 2.950 | | 1189.09 | 133.83 | 1322.92 | 118.39 | 1187.70 | | | | | |
| # 6 | | 1.737083900 | | | | | | | | | | | |
| | 2006/2011/CONT | 2.950 | | | | | | | | | | | |
| | | | | | | 336.66 | D 16.83 | | | | | | |
| ANGELINE SCHOOLS | | 1.500 | | 908.01 | 68.05 | 976.06 | 87.35 | 876.18 | | | | | |
| # 7 NO RLBK | | 1.326460500 | | | | | | | | | | | |
| | 2022/ /2026 | 1.500 | | | | | | | | | | | |
| | | | | | | 250.60 | D 12.53 | | | | | | |
| A L L L E V I E S | | | | 2,097.10 | 201.88 | | 205.74 | 2,063.88 | | | | | |
| | | 4.45 | | | | | D 29.36 | | | | | | |
| | | | | | | 2,298.98 | | | | | | | |
| | | 3.0634 | LRE | | | | | .00 PREVIOUSLY ADVANCED | | | | | |
| | | 4.45 | MH | | | | | 2,063.88 BALANCE | | | | | |

587.26 Delinquent Tax Receipts--included in figures shown above

WYANDOT COUNTY

COUNTY 1B

ADDITIONAL
SOURCES OF RECEIPTS

ADDITIONAL
DEDUCTIONS

Other-----

Other-----

Estate Tax-----

County Health Dept-----

Cigarette Tax-----

Personal Property Reimb Admin Fee-----

Special Assessments-----

Election Expenses-----

Advertising Delinquent-----

Total Additional Receipts-----


Total Additional Deductions-----

Total All Receipts----- 2,063.88

Total All Deductions-----

ADVANCES-----

NET DISTRIBUTION----- 2,063.88



-----COUNTY AUDITOR

-----DEPUTY AUDITOR

ALL COUNTY

| | | | | F E E S | | | | | |
|-------|--------|----------|----------|----------|---------|-----------------|---------|---------|-----------|
| | | L R E | M H | TOTAL | A/T/REA | R E C E I P T S | | | |
| | | RECEIPTS | RECEIPTS | RECEIPTS | DETAC | NET-OF-FEES | NON-BUS | OWN-OCC | HOMESTEAD |
| A L L | COUNTY | 5831.44 | 474.05 | | 564.31 | 5660.37 | | | |
| | | | | D | 80.81 | | | | |
| | | | | 6305.49 | | | | | |

CAREY EVSD

BOARD OF ED 2A

| | TX/RT MILLS | EF/RT MILLS | L R E RECEIPTS | M H RECEIPTS | TOTAL RECEIPTS | F E E S A/T/REA DETAC | RECEIPTS NET-OF-FEES | NON-BUS | OWN-OCC | HOMESTEAD |
|---|---------------------------------|----------------|-------------------|-----------------|-------------------|-----------------------------|-------------------------|---------|---------|-----------|
| BOND # 8 2013/ /2049 | 4.850 4.850000000 4.850 | | 582.04 | 22.66 | 604.70 | 54.12 | 540.03 | | | |
| | | | | | 211.08 D | 10.55 | | | | |
| CLASSROOM FACILIT # 9 2013/ /2035 | .500 .380516000 .500 | | 45.67 | 2.34 | 48.01 | 4.30 | 42.88 | | | |
| | | | | | 16.57 D | .83 | | | | |
| GENERAL # 10 1991/ /CONT | 7.800 3.464697600 7.800 | | 415.79 | 36.44 | 452.23 | 40.47 | 404.22 | | | |
| | | | | | 150.79 D | 7.54 | | | | |
| GENERAL # 11 1977/ /CONT | 2.900 .798459900 2.900 | | 95.82 | 13.55 | 109.37 | 9.79 | 97.84 | | | |
| | | | | | 34.76 D | 1.74 | | | | |
| GENERAL # 12 1989/ /CONT | 4.800 2.132121600 4.800 | | 255.87 | 22.42 | 278.29 | 24.91 | 248.74 | | | |
| | | | | | 92.79 D | 4.64 | | | | |
| GENERAL # 13 1979/ /CONT | 5.000 1.886670000 5.000 | | 226.42 | 23.36 | 249.78 | 22.35 | 223.32 | | | |
| | | | | | 82.12 D | 4.11 | | | | |
| GENERAL # 14 1976/ /CONT | 24.400 6.718076400 24.400 | | 806.22 | 113.99 | 920.21 | 82.35 | 823.24 | | | |
| | | | | | 292.39 D | 14.62 | | | | |
| GENERAL # 15 / / | 5.000 5.000000000 5.000 | | 600.04 | 23.36 | 623.40 | 55.79 | 556.73 | | | |
| | | | | | 217.60 D | 10.88 | | | | |
| A L L L E V I E S | | | 3,027.87 | 258.12 | | 294.08 | 2,937.00 | | | |
| | 55.25 | | | | | D 54.91 | | | | |
| | 25.2302 LRE | | | | 3,285.99 | | | | | |
| | 55.25 MH | | | | | | | | | |
| | | | | | | | .00 PREVIOUSLY ADVANCED | | | |
| | | | | | | | 2,937.00 BALANCE | | | |

1,098.10 Delinquent Tax Receipts--included in figures shown above

CAREY EVSD

BOARD OF ED 2A

ADDITIONAL
SOURCES OF RECEIPTS

ADDITIONAL
DEDUCTIONS

Other-----

Other-----

Estate Tax-----

County Health Dept-----

Cigarette Tax-----

Personal Property Reimb Admin Fee-----

Special Assessments-----

Election Expenses-----

Advertising Delinquent-----

Total Additional Receipts-----

Total Additional Deductions-----

Total All Receipts----- 2,937.00

Total All Deductions-----

ADVANCES-----

NET DISTRIBUTION----- 2,937.00



-----COUNTY AUDITOR

-----DEPUTY AUDITOR

KENTON CSD

BOARD OF ED 2B

| | TX/RT MILLS | EF/RT MILLS | L R E RECEIPTS | M H RECEIPTS | TOTAL RECEIPTS | F E E S A/T/REA DETAC | RECEIPTS NET-OF-FEES | NON-BUS | OWN-OCC | HOMESTEAD |
|--|----------------------------------|----------------|-------------------|-----------------|-------------------|-----------------------------|-------------------------|---------|---------|-----------|
| BOND # 16 2011/ /2038 | 2.900 2.900000000 2.900 | | 2.62 | 1.68 | 4.30 | .38 | 3.92 | | | |
| | | | | | | D | | | | |
| BOND # 17 NO RLBK 2021/ /2057 | 6.400 6.400000000 6.400 | | 5.79 | 3.71 | 9.50 | .85 | 8.65 | | | |
| | | | | | | D | | | | |
| CLASSROOM FACILIT # 18 2011/ /CONT | .500 .399941000 .500 | | .36 | .29 | .65 | .06 | .59 | | | |
| | | | | | | D | | | | |
| GENERAL # 19 1985/ /CONT | 4.800 2.997614400 4.800 | | 2.71 | 2.78 | 5.49 | .49 | 5.00 | | | |
| | | | | | | D | | | | |
| GENERAL # 20 / / | 3.500 3.500000000 3.500 | | 3.17 | 2.03 | 5.20 | .47 | 4.73 | | | |
| | | | | | | D | | | | |
| GENERAL # 21 1980/ /CONT | 4.600 2.778666800 4.600 | | 2.51 | 2.66 | 5.17 | .46 | 4.71 | | | |
| | | | | | | D | | | | |
| GENERAL # 22 1976/ /CONT | 21.300 11.743818900 21.300 | | 10.62 | 12.34 | 22.96 | 2.05 | 20.91 | | | |
| | | | | | | D | | | | |
| A L L L E V I E S | | | 27.78 | 25.49 | | 4.76 | 48.51 | | | |
| | | | | | | D | | | | |
| | 44.00 | | | | 53.27 | | | | | |
| | | 30.7199 LRE | | | | | .00 PREVIOUSLY ADVANCED | | | |
| | | 44.00 MH | | | | | 48.51 BALANCE | | | |

KENTON CSD

ADDITIONAL
SOURCES OF RECEIPTS

ADDITIONAL
DEDUCTIONS

Other-----

Other-----

Estate Tax-----

County Health Dept-----

Cigarette Tax-----

Personal Property Reimb Admin Fee-----

Special Assessments-----

Election Expenses-----

Advertising Delinquent-----

Total Additional Receipts-----

Total Additional Deductions-----

Total All Receipts----- 48.51

Total All Deductions-----

ADVANCES-----

NET DISTRIBUTION-----

48.51



-----COUNTY AUDITOR

-----DEPUTY AUDITOR

MOHAWK LSD

BOARD OF ED 2C

| | | TX/RT MILLS | EF/RT MILLS | L R E RECEIPTS | M H RECEIPTS | TOTAL RECEIPTS | F E E S A/T/REA DETAC | RECEIPTS NET-OF-FEES | NON-BUS | OWN-OCC | HOMESTEAD |
|-------------------|-------------|----------------|----------------|-------------------|-----------------|-------------------|-----------------------------|-------------------------|---------|---------|-----------|
| BOND | | .900 | | 215.95 | 7.58 | 223.53 | 20.00 | 199.68 | | | |
| # 23 | | .900000000 | | | | | | | | | |
| 2003/ | /2030 | .900 | | | | 76.96 D | 3.85 | | | | |
| BOND | | .200 | | 47.98 | 1.69 | 49.67 | 4.45 | 44.36 | | | |
| # 24 | | .200000000 | | | | | | | | | |
| 2003/ | /2030 | .200 | | | | 17.10 D | .86 | | | | |
| CLASSROOM FACILIT | | .500 | | 76.09 | 4.22 | 80.31 | 7.19 | 71.76 | | | |
| # 25 | | .317124000 | | | | | | | | | |
| 2003/ | /2025 | .500 | | | | 27.25 D | 1.36 | | | | |
| GENERAL | | 6.000 | | 785.01 | 50.58 | 835.59 | 74.78 | 746.72 | | | |
| # 26 | | 3.271566000 | | | | | | | | | |
| 1980/ | /CONT | 6.000 | | | | 281.79 D | 14.09 | | | | |
| GENERAL | | 22.900 | | 2628.98 | 193.05 | 2822.03 | 252.56 | 2522.18 | | | |
| # 27 | | 10.956344700 | | | | | | | | | |
| 1976/ | /CONT | 22.900 | | | | 945.79 D | 47.29 | | | | |
| GENERAL | | 5.000 | | 1199.76 | 42.16 | 1241.92 | 111.15 | 1109.39 | | | |
| # 28 | | 5.000000000 | | | | | | | | | |
| / | / | 5.000 | | | | 427.53 D | 21.38 | | | | |
| GENERAL | | 3.000 | | 407.93 | 25.29 | 433.22 | 38.77 | 387.13 | | | |
| # 29 | | 1.700040000 | | | | | | | | | |
| 1986/ | /CONT | 3.000 | | | | 146.34 D | 7.32 | | | | |
| A L L | L E V I E S | | | 5,361.70 | 324.57 | | 508.90 | 5,081.22 | | | |
| | | 38.50 | | | | D | 96.15 | | | | |
| | | 22.3449 LRE | | | | 5,686.27 | | | | | |
| | | 38.50 MH | | | | | | .00 PREVIOUSLY ADVANCED | | | |
| | | | | | | | | 5,081.22 BALANCE | | | |

1,922.76 Delinquent Tax Receipts--included in figures shown above

MOHAWK LSD

BOARD OF ED 2C

ADDITIONAL
SOURCES OF RECEIPTS

ADDITIONAL
DEDUCTIONS

Other-----

Other-----

Estate Tax-----

County Health Dept-----

Cigarette Tax-----

Personal Property Reimb Admin Fee-----

Special Assessments-----

Election Expenses-----

Advertising Delinquent-----

Total Additional Receipts-----

Total Additional Deductions-----

Total All Receipts----- 5,081.22

Total All Deductions-----

ADVANCES-----

N E T D I S T R I B U T I O N-----

5,081.22



-----COUNTY AUDITOR

-----DEPUTY AUDITOR

RIDGEDALE LSD

BOARD OF ED 2D

| | | TX/RT | EF/RT | L R E | M H | TOTAL | F E E S | R E C E I P T S | | | | | |
|--------------|-------------|--------------|-------|----------|----------|----------|---------|-------------------------|---------|---------|-----------|--|--|
| | | MILLS | MILLS | RECEIPTS | RECEIPTS | RECEIPTS | A/T/REA | NET-OF-FEES | NON-BUS | OWN-OCC | HOMESTEAD | | |
| | | | | | | DETAC | | | | | | | |
| EMERGENCY | | 3.270 | | 86.19 | 4.64 | 90.83 | 8.13 | 81.63 | | | | | |
| # 30 NO RLBK | | 3.270000000 | | | | | | | | | | | |
| 2017/ | /2026 | 3.270 | | | | | | | | | | | |
| | | | | | | 21.34 D | 1.07 | | | | | | |
| GENERAL | | 5.500 | | 144.96 | 7.81 | 152.77 | 13.67 | 137.30 | | | | | |
| # 31 | | 5.500000000 | | | | | | | | | | | |
| / | / | 5.500 | | | | | | | | | | | |
| | | | | | | 35.90 D | 1.80 | | | | | | |
| GENERAL | | 4.500 | | 57.99 | 6.39 | 64.38 | 5.76 | 57.90 | | | | | |
| # 32 | | 2.200221000 | | | | | | | | | | | |
| 1978/ | /CONT | 4.500 | | | | | | | | | | | |
| | | | | | | 14.36 D | .72 | | | | | | |
| GENERAL | | 30.700 | | 324.19 | 43.59 | 367.78 | 32.91 | 330.86 | | | | | |
| # 33 | | 12.299801500 | | | | | | | | | | | |
| 1976/ | /CONT | 30.700 | | | | | | | | | | | |
| | | | | | | 80.28 D | 4.01 | | | | | | |
| A L L | L E V I E S | | | 613.33 | 62.43 | | 60.47 | 607.69 | | | | | |
| | | 43.97 | | | | | D | 7.60 | | | | | |
| | | | | | | 675.76 | | | | | | | |
| | | 23.2700 | LRE | | | | | .00 PREVIOUSLY ADVANCED | | | | | |
| | | 43.97 | MH | | | | | 607.69 BALANCE | | | | | |

151.88 Delinquent Tax Receipts--included in figures shown above

RIDGEDALE LSD

BOARD OF ED 2D

ADDITIONAL
SOURCES OF RECEIPTS

ADDITIONAL
DEDUCTIONS

Other-----

Other-----

Estate Tax-----

County Health Dept-----

Cigarette Tax-----

Personal Property Reimb Admin Fee-----

Special Assessments-----

Election Expenses-----

Advertising Delinquent-----

Total Additional Receipts-----

Total Additional Deductions-----


Total All Receipts----- 607.69

Total All Deductions-----

ADVANCES-----

NET DISTRIBUTION-----

607.69



-----COUNTY AUDITOR

-----DEPUTY AUDITOR

RIVERDALE LSD

BOARD OF ED 2E

| | TX/RT MILLS | EF/RT MILLS | L R E RECEIPTS | M H RECEIPTS | TOTAL RECEIPTS | F E E S A/T/REA DETAC | RECEIPTS NET-OF-FEES | NON-BUS | OWN-OCC | HOMESTEAD |
|-------------------|----------------|----------------|-------------------|-----------------|-------------------|-----------------------------|-------------------------|---------------------|---------|-----------|
| CLASSROOM FACILI | .500 | | 7.21 | 3.19 | 10.40 | .93 | 9.42 | | | |
| # 34 NO RLBK | .253797500 | | | | | | | | | |
| 2000/ /2022 | .500 | | | | | | | | | |
| | | | | | .91 D | .05 | | | | |
| BOND | 1.300 | | 36.94 | 8.30 | 45.24 | 4.05 | 40.96 | | | |
| # 35 | 1.300000000 | | | | | | | | | |
| 2000/ /2022 | 1.300 | | | | | | | | | |
| | | | | | 4.67 D | .23 | | | | |
| GENERAL | 20.500 | | 452.98 | 130.83 | 583.81 | 52.25 | 528.70 | | | |
| # 36 | 15.940656500 | | | | | | | | | |
| 1976/ /CONT | 20.500 | | | | | | | | | |
| | | | | | 57.21 D | 2.86 | | | | |
| GENERAL | 4.400 | | 125.04 | 28.08 | 153.12 | 13.70 | 138.63 | | | |
| # 37 | 4.400000000 | | | | | | | | | |
| / / | 4.400 | | | | | | | | | |
| | | | | | 15.79 D | .79 | | | | |
| A L L L E V I E S | | | 622.17 | 170.40 | | 70.93 | 717.71 | | | |
| | 26.70 | | | | | D 3.93 | | | | |
| | | | | | 792.57 | | | | | |
| | 21.8943 | LRE | | | | | .00 | PREVIOUSLY ADVANCED | | |
| | 26.70 | MH | | | | | 717.71 | BALANCE | | |

78.58 Delinquent Tax Receipts--included in figures shown above

RIVERDALE LSD

BOARD OF ED 2E

ADDITIONAL
SOURCES OF RECEIPTS

ADDITIONAL
DEDUCTIONS

Other-----

Other-----

Estate Tax-----

County Health Dept-----

Cigarette Tax-----

Personal Property Reimb Admin Fee-----

Special Assessments-----

Election Expenses-----

Advertising Delinquent-----

Total Additional Receipts-----

Total Additional Deductions-----

Total All Receipts----- 717.71

Total All Deductions-----

ADVANCES-----

NET DISTRIBUTION-----

717.71



-----COUNTY AUDITOR

-----DEPUTY AUDITOR

UPPER SANDUSKY EVSD

BOARD OF ED 2F

| | | TX/RT | EF/RT | L R E | M H | TOTAL | F E E S | R E C E I P T S | | | | | |
|-------------------|-------------|--------------|-------|-----------------|-----------------|-----------------|---------|-----------------|---------|---------|-----------|----------|---------------------|
| | | MILLS | MILLS | R E C E I P T S | R E C E I P T S | R E C E I P T S | A/T/REA | NET-OF-FEES | NON-BUS | OWN-OCC | HOMESTEAD | | |
| | | | | | | | DETAC | | | | | | |
| GENERAL | | 5.000 | | 628.72 | 92.29 | 721.01 | 64.53 | | | | | 650.07 | |
| # 38 | | 2.816620000 | | | | | | | | | | | |
| 1986/ | /CONT | 5.000 | | | | | | | | | | | |
| | | | | | | 128.15 | D 6.41 | | | | | | |
| GENERAL | | 4.800 | | 1071.44 | 88.61 | 1160.05 | 103.82 | | | | | 1046.24 | |
| # 39 | | 4.800000000 | | | | | | | | | | | |
| / | / | 4.800 | | | | | | | | | | | |
| | | | | | | 199.79 | D 9.99 | | | | | | |
| GENERAL | | 20.300 | | 2347.69 | 374.73 | 2722.42 | 243.64 | | | | | 2454.45 | |
| # 40 | | 10.517551800 | | | | | | | | | | | |
| 1976/ | /CONT | 20.300 | | | | | | | | | | | |
| | | | | | | 486.65 | D 24.33 | | | | | | |
| GENERAL | | 3.600 | | 416.49 | 66.46 | 482.95 | 43.22 | | | | | 435.41 | |
| # 41 | | 1.865844000 | | | | | | | | | | | |
| 1977/ | /CONT | 3.600 | | | | | | | | | | | |
| | | | | | | 86.34 | D 4.32 | | | | | | |
| PERMANENT IMPROVE | | 2.000 | | 377.45 | 36.93 | 414.38 | 37.08 | | | | | 373.70 | |
| # 42 NO RLBK | | 1.690994000 | | | | | | | | | | | |
| 2015/ | /CONT | 2.000 | | | | | | | | | | | |
| | | | | | | 71.94 | D 3.60 | | | | | | |
| A L L | L E V I E S | | | 4,841.79 | 659.02 | | 492.29 | | | | | 4,959.87 | |
| | | 35.70 | | | | | D 48.65 | | | | | | |
| | | 21.6908 | LRE | | | 5,500.81 | | | | | | | |
| | | 35.70 | MH | | | | | | | | | .00 | PREVIOUSLY ADVANCED |
| | | | | | | | | | | | | 4,959.87 | BALANCE |

972.87 Delinquent Tax Receipts--included in figures shown above

UPPER SANDUSKY EVSD

BOARD OF ED 2F

ADDITIONAL
SOURCES OF RECEIPTS

ADDITIONAL
DEDUCTIONS

Other-----

Other-----

Estate Tax-----

County Health Dept-----

Cigarette Tax-----

Personal Property Reimb Admin Fee-----

Special Assessments-----

Election Expenses-----

Advertising Delinquent-----

Total Additional Receipts-----

Total Additional Deductions-----

Total All Receipts----- 4,959.87

Total All Deductions-----

ADVANCES-----

NET DISTRIBUTION----- 4,959.87



-----COUNTY AUDITOR

-----DEPUTY AUDITOR

VANLUE LSD

BOARD OF ED 2G

| | | TX/RT MILLS | EF/RT MILLS | L R E RECEIPTS | M H RECEIPTS | TOTAL RECEIPTS | F E E S A/T/REA DETAC | R E C E I P T S | | | |
|-------------------|-------|----------------|----------------|-------------------|-----------------|-------------------|-----------------------------|-----------------|---------------------|---------|-----------|
| | | | | | | | | NET-OF-FEES | NON-BUS | OWN-OCC | HOMESTEAD |
| EMERGENCY | | 5.210 | | 8.95 | 1.74 | 10.69 | .96 | 9.73 | | | |
| # 43 | | 5.210000000 | | | | | | | | | |
| 2019/ | /2028 | 5.210 | | | | | | | | | |
| D | | | | | | | | | | | |
| GENERAL | | 6.000 | | 10.31 | 2.01 | 12.32 | 1.10 | 11.22 | | | |
| # 44 | | 6.000000000 | | | | | | | | | |
| / | / | 6.000 | | | | | | | | | |
| D | | | | | | | | | | | |
| GENERAL | | 25.000 | | 24.05 | 8.37 | 32.42 | 2.90 | 29.52 | | | |
| # 45 | | 14.000025000 | | | | | | | | | |
| 1976/ | /CONT | 25.000 | | | | | | | | | |
| D | | | | | | | | | | | |
| PERMANENT IMPROVE | | 4.000 | | 2.50 | 1.34 | 3.84 | .34 | 3.50 | | | |
| # 46 | | 1.455276000 | | | | | | | | | |
| 1994/ | /CONT | 4.000 | | | | | | | | | |
| D | | | | | | | | | | | |
| A L L L E V I E S | | | | 45.81 | 13.46 | | 5.30 | 53.97 | | | |
| | | | | | | D | | | | | |
| | | 40.21 | | | | 59.27 | | | | | |
| | | 26.6652 | LRE | | | | | | | | |
| | | 40.21 | MH | | | | | | | | |
| | | | | | | | | .00 | PREVIOUSLY ADVANCED | | |
| | | | | | | | | 53.97 | BALANCE | | |

VANLUE LSD

BOARD OF ED 2G

ADDITIONAL SOURCES OF RECEIPTS

ADDITIONAL DEDUCTIONS

Other-----

Other----- 1.02

Estate Tax-----

County Health Dept-----

Cigarette Tax-----

Personal Property Reimb Admin Fee-----

Special Assessments-----

Election Expenses-----

Advertising Delinquent-----

Total Additional Receipts-----

Total Additional Deductions----- 1.02

Total All Receipts----- 53.97

Total All Deductions----- 1.02

ADVANCES-----

N E T D I S T R I B U T I O N-----

52.95



-----COUNTY AUDITOR

-----DEPUTY AUDITOR

WYNFORD LSD

BOARD OF ED 2H

| | | TX/RT MILLS | EF/RT MILLS | L R E RECEIPTS | M H RECEIPTS | TOTAL RECEIPTS | F E E S A/T/REA DETAC | RECEIPTS NET-OF-FEES | NON-BUS | OWN-OCC | HOMESTEAD |
|----------------------------|----------------|-------------|-------------|----------------|--------------|----------------|-----------------------|-------------------------|---------|---------|-----------|
| BOND # 47 | 1998/ /2022 | 3.000 | 3.000000000 | 131.92 | 15.25 | 147.17 | 13.17 | 132.94 | | | |
| | | | | | | 21.12 D | 1.06 | | | | |
| BOND # 48 NO RLBK | 2017/ /2053 | 3.160 | 3.160000000 | 138.95 | 16.06 | 155.01 | 13.87 | 140.03 | | | |
| | | | | | | 22.24 D | 1.11 | | | | |
| EMERGENCY # 49 | 2012/2021/2023 | 1.550 | 1.550000000 | 68.15 | 7.88 | 76.03 | 6.80 | 68.68 | | | |
| | | | | | | 10.91 D | .55 | | | | |
| GENERAL # 50 | 1977/ /CONT | 6.500 | 2.440626500 | 107.32 | 33.04 | 140.36 | 12.56 | 126.36 | | | |
| | | | 6.500 | | | 28.73 D | 1.44 | | | | |
| GENERAL # 51 | 1976/ /CONT | 22.100 | 5.241457000 | 230.49 | 112.32 | 342.81 | 30.68 | 307.89 | | | |
| | | | 22.100 | | | 84.86 D | 4.24 | | | | |
| GENERAL # 52 | 1985/ /CONT | 7.900 | 3.444170900 | 151.45 | 40.14 | 191.59 | 17.15 | 172.59 | | | |
| | | | 7.900 | | | 36.92 D | 1.85 | | | | |
| GENERAL # 53 | / / | 5.600 | 5.600000000 | 246.24 | 28.47 | 274.71 | 24.59 | 248.15 | | | |
| | | | 5.600 | | | 39.41 D | 1.97 | | | | |
| GENERAL # 54 | 2003/2021/2023 | 6.900 | 4.458338400 | 196.04 | 35.07 | 231.11 | 20.68 | 208.51 | | | |
| | | | 6.900 | | | 38.33 D | 1.92 | | | | |
| PERMANENT IMP # 55 NO RLBK | 2017/ /CONT | 1.000 | .985158000 | 43.31 | 5.09 | 48.40 | 4.33 | 43.72 | | | |
| | | | 1.000 | | | 6.98 D | .35 | | | | |
| A L L L E V I E S | | | | 1,313.87 | 293.32 | | 143.83 | 1,448.87 | | | |
| | | 57.71 | | | | D | 14.49 | | | | |
| | | | 29.8795 LRE | | | 1,607.19 | | | | | |
| | | | 57.71 MH | | | | | .00 PREVIOUSLY ADVANCED | | | |
| | | | | | | | | 1,448.87 BALANCE | | | |

289.50 Delinquent Tax Receipts--included in figures shown above

WYNFORD LSD

BOARD OF ED 2H

ADDITIONAL
SOURCES OF RECEIPTS

ADDITIONAL
DEDUCTIONS

Other-----

Other-----

Estate Tax-----

County Health Dept-----

Cigarette Tax-----

Personal Property Reimb Admin Fee-----

Special Assessments-----

Election Expenses-----

Advertising Delinquent-----

Total Additional Receipts-----

Total Additional Deductions-----

Total All Receipts----- 1,448.87

Total All Deductions-----

ADVANCES-----

NET DISTRIBUTION----- 1,448.87



-----COUNTY AUDITOR

-----DEPUTY AUDITOR

ALL BOARD OF ED

| | | | | F E E S | | | | | |
|-------|-------------|----------|----------|----------|---------|-----------------|---------|---------|-----------|
| | | L R E | M H | TOTAL | A/T/REA | R E C E I P T S | | | |
| | | RECEIPTS | RECEIPTS | RECEIPTS | DETAC | NET-OF-FEES | NON-BUS | OWN-OCC | HOMESTEAD |
| A L L | BOARD OF ED | 15854.32 | 1806.81 | | 1580.56 | 15854.84 | | | |
| | | | | D | 225.73 | | | | |
| | | | | 17661.13 | | | | | |

OHIO HI-POINT JVSD

J V S 3B

| | TX/RT MILLS | EF/RT MILLS | L R E RECEIPTS | M H RECEIPTS | TOTAL RECEIPTS | F E E S A/T/REA DETAC | RECEIPTS NET-OF-FEES | NON-BUS | OWN-OCC | HOMESTEAD |
|-------------------|----------------|----------------|-------------------|-----------------|-------------------|-----------------------------|-------------------------|---------------------|---------|-----------|
| GENERAL | 2.000 | | 1.81 | 1.16 | 2.97 | .27 | 2.70 | | | |
| # 56 | 2.0000000000 | | | | | | | | | |
| 1978/ /CONT | 2.000 | | | | | | | | | |
| | | | | | | D | | | | |
| PERMANENT IMPROVE | .600 | | .42 | .35 | .77 | .07 | .70 | | | |
| # 57 NO RLBK | .466428600 | | | | | | | | | |
| 2018/ /CONT | .600 | | | | | | | | | |
| | | | | | | D | | | | |
| A L L L E V I E S | | | 2.23 | 1.51 | | .34 | 3.40 | | | |
| | 2.60 | | | | | D | | | | |
| | | | | | 3.74 | | | | | |
| | 2.4664 | LRE | | | | | .00 | PREVIOUSLY ADVANCED | | |
| | 2.60 | MH | | | | | 3.40 | BALANCE | | |

OHIO HI-POINT JVSD

J V S

3B

ADDITIONAL
SOURCES OF RECEIPTS

ADDITIONAL
DEDUCTIONS

Other-----

Other-----

Estate Tax-----

County Health Dept-----

Cigarette Tax-----

Personal Property Reimb Admin Fee-----

Special Assessments-----

Election Expenses-----

Advertising Delinquent-----

Total Additional Receipts-----

Total Additional Deductions-----

Total All Receipts----- 3.40

Total All Deductions-----

ADVANCES-----

NET DISTRIBUTION-----

3.40



-----COUNTY AUDITOR

-----DEPUTY AUDITOR

VANGUARD JVSD

J V S 3C

| | | TX/RT | EF/RT | L R E | M H | TOTAL | F E E S | R E C E I P T S | | | | | |
|---------|-------------|-------------|--------|-----------------|-----------------|-----------------|------------------|-----------------|---------|---------|---------------------|--|--|
| | | MILLS | MILLS | R E C E I P T S | R E C E I P T S | R E C E I P T S | A/T/REA DETAC | NET-OF-FEES | NON-BUS | OWN-OCC | HOMESTEAD | | |
| GENERAL | | 1.600 | | 741.05 | 43.02 | 784.07 | 70.17 | 703.73 | | | | | |
| # 58 | | 1.600000000 | | | | | | | | | | | |
| 1976/ | /CONT | 1.600 | | | | 203.41 D | 10.17 | | | | | | |
| ----- | | | | | | | | | | | | | |
| A L L | L E V I E S | | | 741.05 | 43.02 | | 70.17 | 703.73 | | | | | |
| | | 1.60 | | | | | D 10.17 | | | | | | |
| | | | 1.6000 | LRE | | 784.07 | | | | .00 | PREVIOUSLY ADVANCED | | |
| | | | 1.60 | MH | | | | 703.73 | | | BALANCE | | |

203.41 Delinquent Tax Receipts--included in figures shown above

VANGUARD JVSD

J V S 3C

ADDITIONAL
SOURCES OF RECEIPTS

ADDITIONAL
DEDUCTIONS

Other-----

Other-----

Estate Tax-----

County Health Dept-----

Cigarette Tax-----

Personal Property Reimb Admin Fee-----

Special Assessments-----

Election Expenses-----

Advertising Delinquent-----

Total Additional Receipts-----

Total Additional Deductions-----

Total All Receipts----- 703.73

Total All Deductions-----

ADVANCES-----

NET D I S T R I B U T I O N-----

703.73



-----COUNTY AUDITOR

-----DEPUTY AUDITOR

TRI-RIVERS JVSD

J V S 3D

| | | TX/RT | EF/RT | L R E | M H | TOTAL | F E E S | R E C E I P T S | | | | | |
|-------------------|----------------|------------|-------|----------|----------|----------|---------|-------------------------|---------|---------|-----------|--|--|
| | | MILLS | MILLS | RECEIPTS | RECEIPTS | RECEIPTS | A/T/REA | NET-OF-FEES | NON-BUS | OWN-OCC | HOMESTEAD | | |
| | | | | | | | DETAC | | | | | | |
| GENERAL | | 1.300 | | 17.47 | 1.85 | 19.32 | 1.73 | 17.37 | | | | | |
| # 59 | | .663007800 | | | | | | | | | | | |
| | 1997/2021/CONT | 1.300 | | | | | | | | | | | |
| | | | | | | 4.33 D | .22 | | | | | | |
| GENERAL | | 2.100 | | 23.87 | 2.98 | 26.85 | 2.40 | 24.15 | | | | | |
| # 60 | | .905704800 | | | | | | | | | | | |
| | 1978/ /CONT | 2.100 | | | | | | | | | | | |
| | | | | | | 5.91 D | .30 | | | | | | |
| GENERAL | | 1.000 | | 11.37 | 1.42 | 12.79 | 1.14 | 11.51 | | | | | |
| # 61 | | .431288000 | | | | | | | | | | | |
| | 1989/2014/CONT | 1.000 | | | | | | | | | | | |
| | | | | | | 2.81 D | .14 | | | | | | |
| A L L L E V I E S | | | | 52.71 | 6.25 | | 5.27 | 53.03 | | | | | |
| | | | | | | D | .66 | | | | | | |
| | | | | | | 4.40 | 58.96 | | | | | | |
| | | 1.9999 | LRE | | | | | .00 PREVIOUSLY ADVANCED | | | | | |
| | | 4.40 | MH | | | | | 53.03 BALANCE | | | | | |

13.05 Delinquent Tax Receipts--included in figures shown above

TRI-RIVERS JVSD

J V S

3D

ADDITIONAL
SOURCES OF RECEIPTS

ADDITIONAL
DEDUCTIONS

Other-----

Other-----

Estate Tax-----

County Health Dept-----

Cigarette Tax-----

Personal Property Reimb Admin Fee-----

Special Assessments-----

Election Expenses-----

Advertising Delinquent-----

Total Additional Receipts-----

Total Additional Deductions-----

Total All Receipts----- 53.03

Total All Deductions-----

ADVANCES-----

NET DISTRIBUTION-----

53.03



-----COUNTY AUDITOR

-----DEPUTY AUDITOR

PIONEER JVSD

J V S 3H

| | | TX/RT | EF/RT | L R E | M H | TOTAL | F E E S | R E C E I P T S | | | | | |
|-------------------|-------|-------------|-------|-----------------|-----------------|-----------------|------------------|-------------------------|---------|---------|-----------|--|--|
| | | MILLS | MILLS | R E C E I P T S | R E C E I P T S | R E C E I P T S | A/T/REA DETAC | NET-OF-FEES | NON-BUS | OWN-OCC | HOMESTEAD | | |
| GENERAL | | 1.000 | | 24.77 | 5.09 | 29.86 | 2.67 | 26.93 | | | | | |
| # 62 | | .563308000 | | | | | | | | | | | |
| 1983/ | /CONT | 1.000 | | | | | | | | | | | |
| | | | | | | 5.21 D | .26 | | | | | | |
| GENERAL | | 1.700 | | 63.92 | 8.64 | 72.56 | 6.49 | 65.52 | | | | | |
| # 63 NO RLBK | | 1.453491500 | | | | | | | | | | | |
| 2014/ | /CONT | 1.700 | | | | | | | | | | | |
| | | | | | | 10.93 D | .55 | | | | | | |
| GENERAL | | 1.000 | | 22.67 | 5.09 | 27.76 | 2.48 | 25.03 | | | | | |
| # 64 | | .515580000 | | | | | | | | | | | |
| 1980/ | /CONT | 1.000 | | | | | | | | | | | |
| | | | | | | 5.01 D | .25 | | | | | | |
| A L L L E V I E S | | | | 111.36 | 18.82 | | 11.64 | 117.48 | | | | | |
| | | | | | | D | 1.06 | | | | | | |
| | | 3.70 | | | | 130.18 | | | | | | | |
| | | 2.5322 | LRE | | | | | .00 PREVIOUSLY ADVANCED | | | | | |
| | | 3.70 | MH | | | | | 117.48 BALANCE | | | | | |

21.15 Delinquent Tax Receipts--included in figures shown above

PIONEER JVSD

J V S

3H

ADDITIONAL SOURCES OF RECEIPTS

ADDITIONAL DEDUCTIONS

Other-----

Other-----

Estate Tax-----

County Health Dept-----

Cigarette Tax-----

Personal Property Reimb Admin Fee-----

Special Assessments-----

Election Expenses-----

Advertising Delinquent-----

Total Additional Receipts-----

Total Additional Deductions-----

Total All Receipts----- 117.48

Total All Deductions-----

ADVANCES-----

N E T D I S T R I B U T I O N-----

117.48



-----COUNTY AUDITOR

-----DEPUTY AUDITOR

ALL J V S

| | | F E E S | | | | | |
|----------|----------|----------|----------|---------|-----------------|---------|-------------------|
| L R E | | M H | TOTAL | A/T/REA | R E C E I P T S | | |
| RECEIPTS | RECEIPTS | RECEIPTS | RECEIPTS | DETAC | NET-OF-FEES | NON-BUS | OWN-OCC HOMESTEAD |
| A L L | J V S | 907.35 | 69.60 | 87.42 | 877.64 | | |
| | | | D | 11.89 | | | |
| | | | 976.95 | | | | |

ANTRIM TOWNSHIP

TOWNSHIP 4A

| | | TX/RT | EF/RT | L R E | M H | TOTAL | F E E S | R E C E I P T S | | | | | |
|-------------------|-----|------------|-------|-----------------|-----------------|-----------------|------------------|-------------------------|---------|---------|-----------|--|--|
| | | MILLS | MILLS | R E C E I P T S | R E C E I P T S | R E C E I P T S | A/T/REA DETAC | NET-OF-FEES | NON-BUS | OWN-OCC | HOMESTEAD | | |
| GENERAL | | .400 | | 21.66 | 1.46 | 23.12 | 2.07 | 20.92 | | | | | |
| # 65 | / / | .400000000 | | | | | | | | | | | |
| | | .400 | | | | | | | | | | | |
| | | | | | | 2.61 D | .13 | | | | | | |
| ROAD | | .800 | | 30.89 | 1.52 | 32.41 | 2.90 | 29.25 | | | | | |
| # 66 | / / | .800000000 | | | | | | | | | | | |
| | | .800 | | | | | | | | | | | |
| | | | | | | 5.22 D | .26 | | | | | | |
| A L L L E V I E S | | | | 52.55 | 2.98 | | 4.97 | 50.17 | | | | | |
| | | 1.20 | | | | | D .39 | | | | | | |
| | | | | | | 55.53 | | | | | | | |
| | | 1.2000 | LRE | | | | | .00 PREVIOUSLY ADVANCED | | | | | |
| | | 1.20 | MH | | | | | 50.17 BALANCE | | | | | |

7.83 Delinquent Tax Receipts--included in figures shown above

ANTRIM TOWNSHIP

TOWNSHIP 4A

ADDITIONAL SOURCES OF RECEIPTS

ADDITIONAL DEDUCTIONS

Other-----

Other-----

Estate Tax-----

County Health Dept-----

Cigarette Tax-----

Personal Property Reimb Admin Fee-----

Special Assessments-----

Election Expenses-----

Advertising Delinquent-----

Total Additional Receipts-----

Total Additional Deductions-----

Total All Receipts----- 50.17

Total All Deductions-----

ADVANCES-----

NET DISTRIBUTION-----

50.17



-----COUNTY AUDITOR

-----DEPUTY AUDITOR

| CRANE TOWNSHIP | | | | | | | TOWNSHIP 4B | | | |
|-------------------|----------------|----------------|-------------------|-----------------|-------------------|-----------------------------|-------------------------|---------|---------|-----------|
| | TX/RT MILLS | EF/RT MILLS | L R E RECEIPTS | M H RECEIPTS | TOTAL RECEIPTS | F E E S A/T/REA DETAC | R E C E I P T S | | | |
| | | | | | | | NET-OF-FEES | NON-BUS | OWN-OCC | HOMESTEAD |
| GENERAL | .500 | | 63.06 | 4.45 | 67.51 | 6.04 | 60.62 | | | |
| # 67 / / | .500000000 | | | | | | | | | |
| | .500 | | | | 17.05 D | .85 | | | | |
| GENERAL | .500 | | 49.28 | 4.45 | 53.73 | 4.81 | 48.25 | | | |
| # 68 NO RLBK | .390715000 | | | | | | | | | |
| 2017/2022/2026 | .500 | | | | 13.42 D | .67 | | | | |
| ROAD | .700 | | 23.49 | 2.27 | 25.76 | 2.31 | 23.43 | | | |
| # 69 / / | .700000000 | | | | | | | | | |
| | .700 | | | | .39 D | .02 | | | | |
| A L L L E V I E S | | | 135.83 | 11.17 | | 13.16 | 132.30 | | | |
| | | | | | | D 1.54 | | | | |
| | 1.70 | | | | 147.00 | | | | | |
| | 1.5907 | LRE | | | | | .00 PREVIOUSLY ADVANCED | | | |
| | 1.70 | MH | | | | | 132.30 BALANCE | | | |

30.86 Delinquent Tax Receipts--included in figures shown above

CRANE TOWNSHIP

TOWNSHIP 4B

ADDITIONAL SOURCES OF RECEIPTS

ADDITIONAL DEDUCTIONS

Other-----

Other-----

Estate Tax-----

County Health Dept-----

Cigarette Tax-----

Personal Property Reimb Admin Fee-----

Special Assessments-----

Election Expenses-----

Advertising Delinquent-----

Total Additional Receipts-----

Total Additional Deductions-----

Total All Receipts----- 132.30

Total All Deductions-----

ADVANCES-----

N E T D I S T R I B U T I O N-----

132.30



-----COUNTY AUDITOR

-----DEPUTY AUDITOR

CRAWFORD TOWNSHIP

TOWNSHIP 4C

| | | TX/RT | EF/RT | L R E | M H | TOTAL | F E E S | R E C E I P T S | | | | | |
|---------|-------------|-------------|-------|----------|----------|----------|---------|-------------------------|---------|---------|-----------|--|--|
| | | MILLS | MILLS | RECEIPTS | RECEIPTS | RECEIPTS | A/T/REA | NET-OF-FEES | NON-BUS | OWN-OCC | HOMESTEAD | | |
| | | | | | | | DETAC | | | | | | |
| GENERAL | | .200 | | 22.31 | .93 | 23.24 | 2.08 | 20.84 | | | | | |
| # 70 | / / | .200000000 | | | | | | | | | | | |
| | | .200 | | | | 6.33 | D .32 | | | | | | |
| ROAD | | 1.400 | | 34.15 | 3.74 | 37.89 | 3.39 | 34.44 | | | | | |
| # 71 | / / | 1.400000000 | | | | | | | | | | | |
| | | 1.400 | | | | 1.17 | D .06 | | | | | | |
| A L L | L E V I E S | | | 56.46 | 4.67 | | 5.47 | 55.28 | | | | | |
| | | 1.60 | | | | | D .38 | | | | | | |
| | | | | | | 61.13 | | | | | | | |
| | | 1.6000 | LRE | | | | | .00 PREVIOUSLY ADVANCED | | | | | |
| | | 1.60 | MH | | | | | 55.28 BALANCE | | | | | |

7.50 Delinquent Tax Receipts--included in figures shown above

CRAWFORD TOWNSHIP

TOWNSHIP 4C

ADDITIONAL
SOURCES OF RECEIPTS

ADDITIONAL
DEDUCTIONS

Other-----

Other-----

Estate Tax-----

County Health Dept-----

Cigarette Tax-----

Personal Property Reimb Admin Fee-----

Special Assessments-----

Election Expenses-----

Advertising Delinquent-----

Total Additional Receipts-----

Total Additional Deductions-----


Total All Receipts----- 55.28

Total All Deductions-----

ADVANCES-----

NET D I S T R I B U T I O N-----

55.28



-----COUNTY AUDITOR

-----DEPUTY AUDITOR

EDEN TOWNSHIP

TOWNSHIP 4D

| | | TX/RT | EF/RT | L R E | M H | TOTAL | F E E S | R E C E I P T S | | | | | | |
|-------------------|-------------|-------|-------|----------|----------|----------|---------|-------------------------|---------|---------|-----------|--|--|--|
| | | MILLS | MILLS | RECEIPTS | RECEIPTS | RECEIPTS | A/T/REA | NET-OF-FEES | NON-BUS | OWN-OCC | HOMESTEAD | | | |
| | | | | | | | DETAC | | | | | | | |
| EDEN NORTH FIRE P | 1.400 | | | 5.49 | .98 | 6.47 | .58 | 5.89 | | | | | | |
| # 72 | .825846000 | | | | | | | | | | | | | |
| 2008/2018/2022 | 1.400 | | | | | | | | | | | | | |
| D | | | | | | | | | | | | | | |
| GENERAL | .400 | | | 9.13 | 1.74 | 10.87 | .97 | 9.74 | | | | | | |
| # 73 | .400000000 | | | | | | | | | | | | | |
| / / | .400 | | | | | | | | | | | | | |
| | | | | | | 3.14 | D | .16 | | | | | | |
| ROAD | .700 | | | 10.29 | 1.04 | 11.33 | 1.01 | 10.29 | | | | | | |
| # 74 | .700000000 | | | | | | | | | | | | | |
| / / | .700 | | | | | | | | | | | | | |
| | | | | | | .55 | D | .03 | | | | | | |
| ----- | | | | | | | | | | | | | | |
| A L L | L E V I E S | | | 24.91 | 3.76 | | 2.56 | 25.92 | | | | | | |
| | | | | | | | D | .19 | | | | | | |
| | 2.50 | | | | | 28.67 | | | | | | | | |
| | 1.9258 | LRE | | | | | | .00 PREVIOUSLY ADVANCED | | | | | | |
| | 2.50 | MH | | | | | | 25.92 BALANCE | | | | | | |

3.69 Delinquent Tax Receipts--included in figures shown above

EDEN TOWNSHIP

TOWNSHIP 4D

ADDITIONAL
SOURCES OF RECEIPTS

ADDITIONAL
DEDUCTIONS

Other-----

Other-----

Estate Tax-----

County Health Dept-----

Cigarette Tax-----

Personal Property Reimb Admin Fee-----

Special Assessments-----

Election Expenses-----

Advertising Delinquent-----

Total Additional Receipts-----

Total Additional Deductions-----


Total All Receipts----- 25.92

Total All Deductions-----

ADVANCES-----

NET DISTRIBUTION-----

25.92



-----COUNTY AUDITOR

-----DEPUTY AUDITOR

| JACKSON TOWNSHIP | | | | | | | TOWNSHIP | 4E |
|------------------|----------------|----------------|-------------------|-----------------|-------------------|-----------------------------|--|----|
| | TX/RT MILLS | EF/RT MILLS | L R E RECEIPTS | M H RECEIPTS | TOTAL RECEIPTS | F E E S A/T/REA DETAC | R E C E I P T S NET-OF-FEES NON-BUS OWN-OCC HOMESTEAD | |
| GENERAL | .500 | | 12.17 | .88 | 13.05 | 1.17 | 11.88 | |
| # 75 | | .500000000 | | | | | | |
| / / | .500 | | | | | | | |
| | | | | | | D | | |
| GENERAL | 1.500 | | 24.70 | 2.65 | 27.35 | 2.45 | 24.90 | |
| # 76 | | 1.014649500 | | | | | | |
| 2012/2022/2026 | 1.500 | | | | | | | |
| | | | | | | D | | |
| ROAD | .900 | | 6.33 | 1.59 | 7.92 | .71 | 7.21 | |
| # 77 | | .900000000 | | | | | | |
| / / | .900 | | | | | | | |
| | | | | | | D | | |
| A L L | L E V I E S | | 43.20 | 5.12 | | 4.33 | 43.99 | |
| | 2.90 | | | | | D | | |
| | | 2.4146 LRE | | | 48.32 | | | |
| | | 2.90 MH | | | | | .00 PREVIOUSLY ADVANCED | |
| | | | | | | | 43.99 BALANCE | |

JACKSON TOWNSHIP

TOWNSHIP 4E

ADDITIONAL
SOURCES OF RECEIPTS

ADDITIONAL
DEDUCTIONS

Other-----

Other-----

Estate Tax-----

County Health Dept-----

Cigarette Tax-----

Personal Property Reimb Admin Fee-----

Special Assessments-----

Election Expenses-----

Advertising Delinquent-----

Total Additional Receipts-----

Total Additional Deductions-----


Total All Receipts----- 43.99

Total All Deductions-----

ADVANCES-----

NET DISTRIBUTION-----

43.99



-----COUNTY AUDITOR

-----DEPUTY AUDITOR

MIFFLIN TOWNSHIP

TOWNSHIP 4F

| | | MIFFLIN TOWNSHIP | | | | TOWNSHIP 4F | | | | | |
|---------|-------------|------------------|-------|----------|----------|-------------|---------|-------------------------|---------|---------|-----------|
| | | FEEES | | RECEIPTS | | RECEIPTS | | | | | |
| | | TX/RT | EF/RT | L R E | M H | TOTAL | A/T/REA | NET-OF-FEES | NON-BUS | OWN-OCC | HOMESTEAD |
| | | MILLS | MILLS | RECEIPTS | RECEIPTS | RECEIPTS | DETAC | | | | |
| GENERAL | | .400 | | 1.99 | .46 | 2.45 | .22 | 2.23 | | | |
| # 78 | | .400000000 | | | | | | | | | |
| / | / | .400 | | | | | | | | | |
| | | | | | | .05 D | | | | | |
| ROAD | | .900 | | 4.35 | .72 | 5.07 | .45 | 4.61 | | | |
| # 79 | | .900000000 | | | | | | | | | |
| / | / | .900 | | | | | | | | | |
| | | | | | | .11 D | .01 | | | | |
| A L L | L E V I E S | | | 6.34 | 1.18 | | .67 | 6.84 | | | |
| | | 1.30 | | | | D | .01 | | | | |
| | | | | | | 7.52 | | | | | |
| | | 1.3000 | LRE | | | | | .00 PREVIOUSLY ADVANCED | | | |
| | | 1.30 | MH | | | | | 6.84 BALANCE | | | |

.16 Delinquent Tax Receipts--included in figures shown above

MIFFLIN TOWNSHIP

TOWNSHIP 4F

ADDITIONAL
SOURCES OF RECEIPTS

ADDITIONAL
DEDUCTIONS

Other-----

Other-----

Estate Tax-----

County Health Dept-----

Cigarette Tax-----

Personal Property Reimb Admin Fee-----

Special Assessments-----

Election Expenses-----

Advertising Delinquent-----

Total Additional Receipts-----

Total Additional Deductions-----


Total All Receipts----- 6.84

Total All Deductions-----

ADVANCES-----

NET DISTRIBUTION-----

6.84



-----COUNTY AUDITOR

-----DEPUTY AUDITOR

MARSEILLES TOWNSHIP

TOWNSHIP 4G

| | TX/RT MILLS | EF/RT MILLS | L R E RECEIPTS | M H RECEIPTS | TOTAL RECEIPTS | F E E S A/T/REA DETAC | RECEIPTS NET-OF-FEES | NON-BUS | OWN-OCC | HOMESTEAD |
|---|-------------------------------|----------------|-------------------|-----------------|-------------------|-----------------------------|---|---------|---------|-----------|
| FIRE PROTECTION # 80 1994/2019/2023 | 1.000 .518537000 1.000 | | 17.29 | 1.24 | 18.53 | 1.66 .85 D .04 | 16.83 | | | |
| GENERAL # 81 1993/2023/2027 | 1.000 .518537000 1.000 | | 17.29 | 1.24 | 18.53 | 1.66 .85 D .04 | 16.83 | | | |
| GENERAL # 82 / / | .700 .700000000 .700 | | 23.34 | .87 | 24.21 | 2.17 1.15 D .06 | 21.98 | | | |
| GENERAL # 83 1981/2021/2025 | 2.000 1.029918000 2.000 | | 34.34 | 2.49 | 36.83 | 3.30 1.69 D .08 | 33.45 | | | |
| ROAD # 84 / / | .400 .400000000 .400 | | 13.33 | .50 | 13.83 | 1.24 .66 D .03 | 12.56 | | | |
| A L L L E V I E S | | | 105.59 | 6.34 | | 10.03 D .25 111.93 | 101.65 | | | |
| | 5.10 3.1669 LRE 5.10 MH | | | | | | .00 PREVIOUSLY ADVANCED 101.65 BALANCE | | | |

5.20 Delinquent Tax Receipts--included in figures shown above

MARSEILLES TOWNSHIP

TOWNSHIP 4G

ADDITIONAL
SOURCES OF RECEIPTS

ADDITIONAL
DEDUCTIONS

Other-----

Other-----

Estate Tax-----

County Health Dept-----

Cigarette Tax-----

Personal Property Reimb Admin Fee-----

Special Assessments-----

Election Expenses-----

Advertising Delinquent-----

Total Additional Receipts-----

Total Additional Deductions-----

Total All Receipts----- 101.65

Total All Deductions-----

ADVANCES-----

NET DISTRIBUTION-----

101.65



----- COUNTY AUDITOR

----- DEPUTY AUDITOR

| PITT TOWNSHIP | | | | | | | TOWNSHIP | 4H |
|-------------------|----------------|----------------|-------------------|-----------------|-------------------|-----------------------------|--|----|
| | TX/RT MILLS | EF/RT MILLS | L R E RECEIPTS | M H RECEIPTS | TOTAL RECEIPTS | F E E S A/T/REA DETAC | R E C E I P T S NET-OF-FEES NON-BUS OWN-OCC HOMESTEAD | |
| FIRE PROTECTION | 1.500 | | 5.92 | 1.20 | 7.12 | .64 | 6.35 | |
| # 85 | | .832255500 | | | | | | |
| 2008/ /CONT | 1.500 | | | | | | | |
| | | | | | 2.55 D | .13 | | |
| GENERAL | .800 | | 5.69 | .64 | 6.33 | .57 | 5.66 | |
| # 86 | | .800000000 | | | | | | |
| / / | .800 | | | | | | | |
| | | | | | 1.94 D | .10 | | |
| ROAD | .600 | | 4.14 | .48 | 4.62 | .41 | 4.14 | |
| # 87 | | .600000000 | | | | | | |
| / / | .600 | | | | | | | |
| | | | | | 1.46 D | .07 | | |
| A L L L E V I E S | | | 15.75 | 2.32 | | 1.62 | 16.15 | |
| | | | | | D | .30 | | |
| | 2.90 | | | | 18.07 | | | |
| | | 2.2322 LRE | | | | | .00 PREVIOUSLY ADVANCED | |
| | | 2.90 MH | | | | | 16.15 BALANCE | |

5.95 Delinquent Tax Receipts--included in figures shown above

PITT TOWNSHIP

TOWNSHIP 4H

ADDITIONAL SOURCES OF RECEIPTS

ADDITIONAL DEDUCTIONS

Other-----

Other----- 1.92

Estate Tax-----

County Health Dept-----

Cigarette Tax-----

Personal Property Reimb Admin Fee-----

Special Assessments-----

Election Expenses-----

Advertising Delinquent-----

Total Additional Receipts-----

Total Additional Deductions----- 1.92

Total All Receipts----- 16.15

Total All Deductions----- 1.92

ADVANCES-----

N E T D I S T R I B U T I O N-----

14.23



-----COUNTY AUDITOR

-----DEPUTY AUDITOR

RICHLAND TOWNSHIP

TOWNSHIP 4I

| | | TX/RT | EF/RT | L R E | M H | TOTAL | F E E S | R E C E I P T S | | | | | |
|-------------------|----------------|------------|-------|----------|----------|----------|------------------|-------------------------|---------|---------|-----------|--|--|
| | | MILLS | MILLS | RECEIPTS | RECEIPTS | RECEIPTS | A/T/REA DETAC | NET-OF-FEES | NON-BUS | OWN-OCC | HOMESTEAD | | |
| FIRE | | .500 | | 3.54 | 2.31 | 5.85 | .52 | 5.33 | | | | | |
| # 88 | | .244400500 | | | | | | | | | | | |
| | 2005/2020/2025 | .500 | | | | | | | | | | | |
| D | | | | | | | | | | | | | |
| GENERAL | | 1.000 | | 9.83 | 4.62 | 14.45 | 1.29 | 13.16 | | | | | |
| # 89 | | .677767000 | | | | | | | | | | | |
| | 2012/2022/2026 | 1.000 | | | | | | | | | | | |
| D | | | | | | | | | | | | | |
| GENERAL | | .300 | | 2.37 | 1.38 | 3.75 | .34 | 3.41 | | | | | |
| # 90 | | .163773300 | | | | | | | | | | | |
| | 2010/2019/2023 | .300 | | | | | | | | | | | |
| D | | | | | | | | | | | | | |
| GENERAL | | .400 | | 5.80 | 1.85 | 7.65 | .68 | 6.97 | | | | | |
| # 91 | | .400000000 | | | | | | | | | | | |
| | / / | .400 | | | | | | | | | | | |
| D | | | | | | | | | | | | | |
| ROAD | | .400 | | 5.35 | 1.51 | 6.86 | .61 | 6.25 | | | | | |
| # 92 | | .400000000 | | | | | | | | | | | |
| | / / | .400 | | | | | | | | | | | |
| D | | | | | | | | | | | | | |
| A L L L E V I E S | | | | 26.89 | 11.67 | | 3.44 | 35.12 | | | | | |
| D | | | | | | | | | | | | | |
| | | 2.60 | | | | | 38.56 | | | | | | |
| | | 1.8858 | LRE | | | | | .00 PREVIOUSLY ADVANCED | | | | | |
| | | 2.60 | MH | | | | | 35.12 BALANCE | | | | | |

RICHLAND TOWNSHIP

TOWNSHIP 4I

ADDITIONAL
SOURCES OF RECEIPTS

ADDITIONAL
DEDUCTIONS

Other-----

Other-----

Estate Tax-----

County Health Dept-----

Cigarette Tax-----

Personal Property Reimb Admin Fee-----

Special Assessments-----

Election Expenses-----

Advertising Delinquent-----

Total Additional Receipts-----

Total Additional Deductions-----


Total All Receipts----- 35.12

Total All Deductions-----

ADVANCES-----

NET DISTRIBUTION-----

35.12



-----COUNTY AUDITOR

-----DEPUTY AUDITOR

| RIDGE TOWNSHIP | | | | | | | TOWNSHIP 4J | | | |
|--------------------------------|----------------------------|----------------|-------------------|-----------------|-------------------|-----------------------------|-------------------------|---------|---------|-----------|
| | TX/RT MILLS | EF/RT MILLS | L R E RECEIPTS | M H RECEIPTS | TOTAL RECEIPTS | F E E S A/T/REA DETAC | R E C E I P T S | | | |
| | | | | | | | NET-OF-FEES | NON-BUS | OWN-OCC | HOMESTEAD |
| FIRE # 93 1998/2018/2022 | .700 .287408100 .700 | | 5.71 | .23 | 5.94 | .53 | 5.19 | | | |
| | | | | | 4.44 D | .22 | | | | |
| FIRE # 94 1988/2018/2022 | .800 .250493600 .800 | | 4.97 | .27 | 5.24 | .47 | 4.58 | | | |
| | | | | | 3.87 D | .19 | | | | |
| GENERAL # 95 / / | .900 .900000000 .900 | | 17.89 | .30 | 18.19 | 1.63 | 15.86 | | | |
| | | | | | 13.91 D | .70 | | | | |
| ROAD # 96 / / | .200 .200000000 .200 | | 3.97 | .07 | 4.04 | .36 | 3.53 | | | |
| | | | | | 3.09 D | .15 | | | | |
| A L L L E V I E S | | | 32.54 | .87 | | 2.99 | 29.16 | | | |
| | 2.60 | | | | D 33.41 | 1.26 | | | | |
| | 1.6378 LRE | | | | | | .00 PREVIOUSLY ADVANCED | | | |
| | 2.60 MH | | | | | | 29.16 BALANCE | | | |

25.31 Delinquent Tax Receipts--included in figures shown above

RIDGE TOWNSHIP

TOWNSHIP 4J

ADDITIONAL SOURCES OF RECEIPTS

ADDITIONAL DEDUCTIONS

Other-----

Other-----

Estate Tax-----

County Health Dept-----

Cigarette Tax-----

Personal Property Reimb Admin Fee-----

Special Assessments-----

Election Expenses-----

Advertising Delinquent-----

Total Additional Receipts-----

Total Additional Deductions-----

Total All Receipts----- 29.16

Total All Deductions-----

ADVANCES-----

N E T D I S T R I B U T I O N-----

29.16



-----COUNTY AUDITOR

-----DEPUTY AUDITOR

| SALEM TWP | | | | | | TOWNSHIP 4K | | | | |
|-------------------|----------------|----------------|-------------------|-----------------|-------------------|-----------------------------|-------------------------|---------|---------|-----------|
| | TX/RT MILLS | EF/RT MILLS | L R E RECEIPTS | M H RECEIPTS | TOTAL RECEIPTS | F E E S A/T/REA DETAC | R E C E I P T S | | | |
| | | | | | | | NET-OF-FEES | NON-BUS | OWN-OCC | HOMESTEAD |
| FIRE & EMS | 1.000 | | 19.02 | 6.46 | 25.48 | 2.28 | 23.07 | | | |
| # 97 | .621762000 | | | | | | | | | |
| 2011/2021/2025 | 1.000 | | | | | | | | | |
| | | | | | 2.54 D | .13 | | | | |
| GENERAL | .300 | | 9.18 | 1.94 | 11.12 | 1.00 | 10.08 | | | |
| # 98 | .300000000 | | | | | | | | | |
| / / | .300 | | | | | | | | | |
| | | | | | .76 D | .04 | | | | |
| ROAD | 1.400 | | 42.83 | 9.04 | 51.87 | 4.64 | 47.05 | | | |
| # 99 | 1.400000000 | | | | | | | | | |
| / / | 1.400 | | | | | | | | | |
| | | | | | 3.56 D | .18 | | | | |
| A L L L E V I E S | | | 71.03 | 17.44 | | 7.92 | 80.20 | | | |
| | 2.70 | | | | D | .35 | | | | |
| | | | | | 88.47 | | | | | |
| | 2.3217 LRE | | | | | | .00 PREVIOUSLY ADVANCED | | | |
| | 2.70 MH | | | | | | 80.20 BALANCE | | | |

6.86 Delinquent Tax Receipts--included in figures shown above

SALEM TOWNSHIP

TOWNSHIP 4K

ADDITIONAL
SOURCES OF RECEIPTS

ADDITIONAL
DEDUCTIONS

Other-----

Other-----

Estate Tax-----

County Health Dept-----

Cigarette Tax-----

Personal Property Reimb Admin Fee-----

Special Assessments-----

Election Expenses-----

Advertising Delinquent-----

Total Additional Receipts-----

Total Additional Deductions-----

Total All Receipts----- 80.20

Total All Deductions-----

ADVANCES-----

N E T D I S T R I B U T I O N-----

80.20



-----COUNTY AUDITOR

-----DEPUTY AUDITOR

| SYCAMORE TOWNSHIP | | | | | | | TOWNSHIP | 4L |
|----------------------|----------------|----------------|-------------------|-----------------|-------------------|-----------------------------|--|----|
| | TX/RT MILLS | EF/RT MILLS | L R E RECEIPTS | M H RECEIPTS | TOTAL RECEIPTS | F E E S A/T/REA DETAC | R E C E I P T S NET-OF-FEES NON-BUS OWN-OCC HOMESTEAD | |
| FIRE #100 | .500 | | 32.44 | 1.52 | 33.96 | 3.04 | 30.22 | |
| 1988/ /CONT | .174941500 | | | | | | | |
| | .500 | | | | 13.91 D | .70 | | |
| FIRE PROTECTION #101 | 1.000 | | 75.25 | 1.34 | 76.59 | 6.85 | 67.66 | |
| 2008/2023/2027 | .561276000 | | | | | | | |
| | 1.000 | | | | 41.58 D | 2.08 | | |
| GENERAL #102 | .500 | | 92.74 | 1.52 | 94.26 | 8.44 | 83.83 | |
| / / | .500000000 | | | | | | | |
| | .500 | | | | 39.77 D | 1.99 | | |
| ROAD #103 | .500 | | 67.04 | .67 | 67.71 | 6.06 | 59.80 | |
| / / | .500000000 | | | | | | | |
| | .500 | | | | 37.04 D | 1.85 | | |
| A L L L E V I E S | | | 267.47 | 5.05 | | 24.39 | 241.51 | |
| | 2.50 | | | | D | 6.62 | | |
| | 1.7361 | LRE | | | 272.52 | | | |
| | 2.50 | MH | | | | | .00 PREVIOUSLY ADVANCED | |
| | | | | | | | 241.51 BALANCE | |

132.30 Delinquent Tax Receipts--included in figures shown above

SYCAMORE TOWNSHIP

TOWNSHIP 4L

ADDITIONAL
SOURCES OF RECEIPTS

ADDITIONAL
DEDUCTIONS

Other-----

Other-----

Estate Tax-----

County Health Dept-----

Cigarette Tax-----

Personal Property Reimb Admin Fee-----

Special Assessments-----

Election Expenses-----

Advertising Delinquent-----

Total Additional Receipts-----

Total Additional Deductions-----

Total All Receipts----- 241.51

Total All Deductions-----

ADVANCES-----

NET DISTRIBUTION-----

241.51



-----COUNTY AUDITOR

-----DEPUTY AUDITOR

T Y M O C H T E E T O W N S H I P

TOWNSHIP 4M

| | | TX/RT | EF/RT | L R E | M H | TOTAL | F E E S | R E C E I P T S | | | | | |
|-------------------|----------------|-------------|-------|-----------------|-----------------|-----------------|------------------|-------------------------|---------|---------|-----------|--|--|
| | | MILLS | MILLS | R E C E I P T S | R E C E I P T S | R E C E I P T S | A/T/REA DETAC | NET-OF-FEES | NON-BUS | OWN-OCC | HOMESTEAD | | |
| FIRE & EMS | | 2.000 | | 60.22 | 8.80 | 69.02 | 6.18 | 62.45 | | | | | |
| #104 | | 1.211782000 | | | | | | | | | | | |
| | 2009/2019/2023 | 2.000 | | | | | | | | | | | |
| | | | | | | 7.84 D | .39 | | | | | | |
| GENERAL | | 1.200 | | 59.64 | 5.28 | 64.92 | 5.81 | 58.75 | | | | | |
| #105 | | 1.200000000 | | | | | | | | | | | |
| | / / | 1.200 | | | | | | | | | | | |
| | | | | | | 7.18 D | .36 | | | | | | |
| ROAD | | .900 | | 44.74 | 3.96 | 48.70 | 4.36 | 44.07 | | | | | |
| #106 | | .900000000 | | | | | | | | | | | |
| | / / | .900 | | | | | | | | | | | |
| | | | | | | 5.38 D | .27 | | | | | | |
| A L L L E V I E S | | | | 164.60 | 18.04 | | 16.35 | 165.27 | | | | | |
| | | 4.10 | | | | | D 1.02 | | | | | | |
| | | | | | | 182.64 | | | | | | | |
| | | 3.3117 | LRE | | | | | .00 PREVIOUSLY ADVANCED | | | | | |
| | | 4.10 | MH | | | | | 165.27 BALANCE | | | | | |

20.40 Delinquent Tax Receipts--included in figures shown above

T Y M O C H T E E T O W N S H I P

T O W N S H I P 4 M

A D D I T I O N A L
S O U R C E S O F R E C E I P T S

A D D I T I O N A L
D E D U C T I O N S

Other-----

Other-----

Estate Tax-----

County Health Dept-----

Cigarette Tax-----

Personal Property Reimb Admin Fee-----

Special Assessments-----

Election Expenses-----

Advertising Delinquent-----

Total Additional Receipts-----

Total Additional Deductions-----

Total All Receipts----- 165.27

Total All Deductions-----

A D V A N C E S -----

N E T D I S T R I B U T I O N -----

165.27



----- COUNTY AUDITOR

----- DEPUTY AUDITOR

WYANDOT EAST FIRE DIST

TOWNSHIP 4Y

| | TX/RT MILLS | EF/RT MILLS | L R E RECEIPTS | M H RECEIPTS | TOTAL RECEIPTS | F E E S A/T/REA DETAC | RECEIPTS NET-OF-FEES NON-BUS OWN-OCC HOMESTEAD |
|-------------------|----------------|----------------|-------------------|-----------------|-------------------|-----------------------------|---|
| FIRE #107 | 2.500 | | 100.23 | 18.22 | 118.45 | 10.60 | 106.63 |
| 2006/2021/2025 | 2.500 | | | | | | |
| | | | | | 24.35 D | 1.22 | |
| A L L L E V I E S | | | 100.23 | 18.22 | | 10.60 | 106.63 |
| | 2.50 | | | | | D 1.22 | |
| | | 1.4252 LRE | | | 118.45 | | .00 PREVIOUSLY ADVANCED |
| | | 2.50 MH | | | | | 106.63 BALANCE |

24.35 Delinquent Tax Receipts--included in figures shown above

WYANDOT EAST FIRE DIST

TOWNSHIP 4Y

ADDITIONAL SOURCES OF RECEIPTS

ADDITIONAL DEDUCTIONS

Other-----

Other-----

Estate Tax-----

County Health Dept-----

Cigarette Tax-----

Personal Property Reimb Admin Fee-----

Special Assessments-----

Election Expenses-----

Advertising Delinquent-----

Total Additional Receipts-----

Total Additional Deductions-----

Total All Receipts----- 106.63

Total All Deductions-----

ADVANCES-----

NET DISTRIBUTION-----

106.63

-----COUNTY AUDITOR

-----DEPUTY AUDITOR

CAREY CORPORATION

CORPORATION 5A

| | | TX/RT | EF/RT | L R E | M H | TOTAL | F E E S | R E C E I P T S | | | | | |
|----------------|-------------|-------------|-------|----------|----------|----------|---------|-----------------|---------|---------|-----------|--------|---------------------|
| | | MILLS | MILLS | RECEIPTS | RECEIPTS | RECEIPTS | A/T/REA | NET-OF-FEES | NON-BUS | OWN-OCC | HOMESTEAD | | |
| | | | | | | | DETAC | | | | | | |
| FIRE PENSION | | .300 | | 26.14 | .60 | 26.74 | 2.39 | | | | | 23.89 | |
| #108 | | .300000000 | | | | | | | | | | | |
| / | / | .300 | | | | | | | | | | | |
| | | | | | | 9.24 | D .46 | | | | | | |
| GENERAL | | 1.300 | | 113.27 | 2.60 | 115.87 | 10.37 | | | | | 103.50 | |
| #109 | | 1.300000000 | | | | | | | | | | | |
| / | / | 1.300 | | | | | | | | | | | |
| | | | | | | 40.06 | D 2.00 | | | | | | |
| POLICE PENSION | | .300 | | 26.14 | .60 | 26.74 | 2.39 | | | | | 23.89 | |
| #110 | | .300000000 | | | | | | | | | | | |
| / | / | .300 | | | | | | | | | | | |
| | | | | | | 9.24 | D .46 | | | | | | |
| A L L | L E V I E S | | | 165.55 | 3.80 | | 15.15 | | | | | 151.28 | |
| | | | | | | | D 2.92 | | | | | | |
| | | 1.90 | | | | 169.35 | | | | | | | |
| | | 1.9000 | LRE | | | | | | | | | .00 | PREVIOUSLY ADVANCED |
| | | 1.90 | MH | | | | | | | | | 151.28 | BALANCE |

58.54 Delinquent Tax Receipts--included in figures shown above

CAREY CORPORATION

CORPORATION 5A

ADDITIONAL
SOURCES OF RECEIPTS

ADDITIONAL
DEDUCTIONS

Other-----

Other-----

Estate Tax-----

County Health Dept-----

Cigarette Tax-----

Personal Property Reimb Admin Fee-----

Special Assessments-----

Election Expenses-----

Advertising Delinquent-----

Total Additional Receipts-----

Total Additional Deductions-----

Total All Receipts----- 151.28

Total All Deductions-----

ADVANCES-----

NET DISTRIBUTION-----

151.28



-----COUNTY AUDITOR

-----DEPUTY AUDITOR

HARPSTER CORPORATION

CORPORATION 5B

| | TX/RT MILLS | EF/RT MILLS | L R E RECEIPTS | M H RECEIPTS | TOTAL RECEIPTS | F E E S A/T/REA DETAC | RECEIPTS NET-OF-FEES | NON-BUS | OWN-OCC | HOMESTEAD |
|----------------|----------------|----------------|-------------------|-----------------|-------------------|-----------------------------|-------------------------|------------|----------|-----------|
| GENERAL | .400 | | .09 | | .09 | .01 | .08 | | | |
| #111 | .400000000 | | | | | | | | | |
| / / | .400 | | | | | | | | | |
| | | | | | | D | | | | |
| GENERAL | 2.500 | | .43 | | .43 | .04 | .39 | | | |
| #112 | 1.990317500 | | | | | | | | | |
| 2009/2019/2023 | 2.500 | | | | | | | | | |
| | | | | | | D | | | | |
| GENERAL | 4.800 | | .16 | | .16 | .01 | .15 | | | |
| #113 | .755870400 | | | | | | | | | |
| 1976/2020/2024 | 4.800 | | | | | | | | | |
| | | | | | | D | | | | |
| GENERAL | 3.000 | | .27 | | .27 | .02 | .25 | | | |
| #114 | 1.265541000 | | | | | | | | | |
| 1991/2020/2024 | 3.000 | | | | | | | | | |
| | | | | | | D | | | | |
| GENERAL | 2.000 | | .36 | | .36 | .03 | .33 | | | |
| #115 NO RLBK | 1.679728000 | | | | | | | | | |
| 2013/2018/2022 | 2.000 | | | | | | | | | |
| | | | | | | D | | | | |
| A L L | L E V I E S | | 1.31 | | | .11 | 1.20 | | | |
| | | | | | | D | | | | |
| | 12.70 | | | | 1.31 | | | | | |
| | 6.0913 | LRE | | | | | .00 | PREVIOUSLY | ADVANCED | |
| | 12.70 | MH | | | | | 1.20 | BALANCE | | |

HARPSTER CORPORATION

CORPORATION 5B

ADDITIONAL
SOURCES OF RECEIPTS

ADDITIONAL
DEDUCTIONS

Other-----

Other-----

Estate Tax-----

County Health Dept-----

Cigarette Tax-----

Personal Property Reimb Admin Fee-----

Special Assessments-----

Election Expenses-----

Advertising Delinquent-----

Total Additional Receipts-----

Total Additional Deductions-----

Total All Receipts----- 1.20

Total All Deductions-----

ADVANCES-----

NET D I S T R I B U T I O N-----

1.20



-----COUNTY AUDITOR

-----DEPUTY AUDITOR

KIRBY CORPORATION

CORPORATION 5C

| | TX/RT MILLS | EF/RT MILLS | L R E RECEIPTS | M H RECEIPTS | TOTAL RECEIPTS | F E E S A/T/REA DETAC | RECEIPTS NET-OF-FEES | NON-BUS | OWN-OCC | HOMESTEAD |
|---------|----------------|----------------|-------------------|-----------------|-------------------|-----------------------------|-------------------------|---------|---------|---------------------|
| GENERAL | .700 | | 12.21 | .25 | 12.46 | 1.12 | 11.34 | | | |
| #116 | .700000000 | | | | | | | | | |
| / / | .700 | | | | | | | | | |
| D | | | | | | | | | | |
| A L L | | | 12.21 | .25 | | 1.12 | 11.34 | | | |
| | .70 | | | | | | | | | |
| | .7000 | LRE | | | | | .00 | | | PREVIOUSLY ADVANCED |
| | .70 | MH | | | | | 11.34 | | | BALANCE |

KIRBY CORPORATION

CORPORATION 5C

ADDITIONAL
SOURCES OF RECEIPTS

ADDITIONAL
DEDUCTIONS

Other-----

Other-----

Estate Tax-----

County Health Dept-----

Cigarette Tax-----

Personal Property Reimb Admin Fee-----

Special Assessments-----

Election Expenses-----

Advertising Delinquent-----

Total Additional Receipts-----

Total Additional Deductions-----

Total All Receipts----- 11.34

Total All Deductions-----

ADVANCES-----

NET DISTRIBUTION-----

11.34



-----COUNTY AUDITOR

-----DEPUTY AUDITOR

MARSEILLES CORPORATION

CORPORATION 5D

| | | F E E S | | R E C E I P T S | | | |
|----------------|-------------|----------|----------|-----------------|---------|-------------|---------------------------|
| TX/RT | EF/RT | L R E | M H | TOTAL | A/T/REA | RECEIPTS | |
| MILLS | MILLS | RECEIPTS | RECEIPTS | RECEIPTS | DETAC | NET-OF-FEES | NON-BUS OWN-OCC HOMESTEAD |
| GENERAL | 1.800 | | | | | | |
| #117 | .923527800 | | | | | | |
| 1981/2020/2024 | 1.800 | | | | | | |
| | | | | | D | | |
| GENERAL | 2.000 | | | | | | |
| #118 | 1.064672000 | | | | | | |
| 1993/2023/2027 | 2.000 | | | | | | |
| | | | | | D | | |
| GENERAL | .900 | | | | | | |
| #119 | .900000000 | | | | | | |
| / / | .900 | | | | | | |
| | | | | | D | | |
| GENERAL | 2.000 | | | | | | |
| #120 | 1.026142000 | | | | | | |
| 1981/2020/2024 | 2.000 | | | | | | |
| | | | | | D | | |
| GENERAL | 3.000 | | | | | | |
| #121 NO RLBK | 2.517696000 | | | | | | |
| 2016/2021/2025 | 3.000 | | | | | | |
| | | | | | D | | |

A L L L E V I E S

9.70

6.4318 LRE

9.70 MH

D

.00 PREVIOUSLY ADVANCED BALANCE

MARSEILLES CORPORATION

CORPORATION 5D

ADDITIONAL SOURCES OF RECEIPTS

ADDITIONAL DEDUCTIONS

Other-----

Other-----

Estate Tax-----

County Health Dept-----

Cigarette Tax-----

Personal Property Reimb Admin Fee-----

Special Assessments-----

Election Expenses-----

Advertising Delinquent-----

Total Additional Receipts-----

Total Additional Deductions-----

Total All Receipts-----

Total All Deductions-----

ADVANCES-----

NET DISTRIBUTION-----



-----COUNTY AUDITOR

-----DEPUTY AUDITOR

NEVADA CORPORATION

CORPORATION 5E

| | TX/RT MILLS | EF/RT MILLS | L R E RECEIPTS | M H RECEIPTS | TOTAL RECEIPTS | F E E S A/T/REA DETAC | RECEIPTS NET-OF-FEES NON-BUS OWN-OCC HOMESTEAD |
|----------------------|----------------|----------------|-------------------|-----------------|-------------------|-----------------------------|--|
| GENERAL #122 | 1.100 | | 26.04 | 5.07 | 31.11 | 2.78 | 27.94 |
| / / | 1.100000000 | | | | | | |
| | 1.100 | | | | 7.74 D | .39 | |
| GENERAL #123 NO RLBK | 5.000 | | 109.29 | 23.03 | 132.32 | 11.84 | 118.80 |
| 2020/ /2025 | 4.618180000 | | | | | | |
| | 5.000 | | | | 33.59 D | 1.68 | |
| A L L L E V I E S | | | 135.33 | 28.10 | | 14.62 | 146.74 |
| | 6.10 | | | | D | 2.07 | |
| | | | | | 163.43 | | |
| | | 5.7181 LRE | | | | | 400 PREVIOUSLY ADVANCED |
| | | 6.10 MH | | | | | 146.74 BALANCE |

41.33 Delinquent Tax Receipts--included in figures shown above

NEVADA CORPORATION

CORPORATION 5E

ADDITIONAL
SOURCES OF RECEIPTS

ADDITIONAL
DEDUCTIONS

Other-----

Other-----

Estate Tax-----

County Health Dept-----

Cigarette Tax-----

Personal Property Reimb Admin Fee-----

Special Assessments-----

Election Expenses-----

Advertising Delinquent-----

Total Additional Receipts-----

Total Additional Deductions-----

Total All Receipts----- 146.74

Total All Deductions-----

ADVANCES-----

NET D I S T R I B U T I O N-----

146.74



-----COUNTY AUDITOR

-----DEPUTY AUDITOR

SYCAMORE CORPORATION

CORPORATION 5F

| | TX/RT MILLS | EF/RT MILLS | L R E RECEIPTS | M H RECEIPTS | TOTAL RECEIPTS | F E E S A/T/REA DETAC | RECEIPTS NET-OF-FEES NON-BUS OWN-OCC HOMESTEAD |
|--|-------------------------------|----------------|-------------------|-----------------|-------------------|-----------------------------|--|
| FIRE EQUIPMENT #124 2008/2023/2027 | 2.000 1.521692000 2.000 | | 78.22 | 3.38 | 81.60 | 7.30 | 73.88 |
| | | | | | 8.30 D | .42 | |
| GENERAL #125 / / | .900 .900000000 .900 | | 46.26 | 1.52 | 47.78 | 4.28 | 43.25 |
| | | | | | 4.91 D | .25 | |
| GENERAL #126 1991/2021/2025 | 6.000 2.414730000 6.000 | | 124.13 | 10.15 | 134.28 | 12.02 | 121.60 |
| | | | | | 13.17 D | .66 | |
| A L L L E V I E S | | | 248.61 | 15.05 | | 23.60 | 238.73 |
| | 8.90 | | | | D 263.66 | 1.33 | |
| | 4.8363 LRE 8.90 MH | | | | | | .00 PREVIOUSLY ADVANCED 238.73 BALANCE |

26.38 Delinquent Tax Receipts--included in figures shown above

SYCAMORE CORPORATION

CORPORATION 5F

ADDITIONAL
SOURCES OF RECEIPTS

ADDITIONAL
DEDUCTIONS

Other-----

Other-----

Estate Tax-----

County Health Dept-----

Cigarette Tax-----

Personal Property Reimb Admin Fee-----

Special Assessments-----

Election Expenses-----

Advertising Delinquent-----

Total Additional Receipts-----

Total Additional Deductions-----

Total All Receipts----- 238.73

Total All Deductions-----

ADVANCES-----

NET D I S T R I B U T I O N-----

238.73



-----COUNTY AUDITOR

-----DEPUTY AUDITOR

UPPER SANDUSKY CORP

CORPORATION 5G

| | | TX/RT | EF/RT | L R E | M H | TOTAL | F E E S | R E C E I P T S | | | |
|-------------------|----------------|-------------|-------|----------|----------|----------|---------|-------------------------|---------|---------|-----------|
| | | MILLS | MILLS | RECEIPTS | RECEIPTS | RECEIPTS | A/T/REA | NET-OF-FEES | NON-BUS | OWN-OCC | HOMESTEAD |
| | | | | | | | DETAC | | | | |
| FIRE PENSION | | .400 | | 37.03 | 2.26 | 39.29 | 3.52 | 35.10 | | | |
| #127 | / / | .400000000 | | | | | | | | | |
| | | .400 | | | | 13.42 | D .67 | | | | |
| GENERAL | | 1.000 | | 92.57 | 5.65 | 98.22 | 8.79 | 87.75 | | | |
| #128 | / / | 1.000000000 | | | | | | | | | |
| | | 1.000 | | | | 33.55 | D 1.68 | | | | |
| GENERAL | | 1.300 | | 17.49 | 7.35 | 24.84 | 2.22 | 22.25 | | | |
| #129 | | .188900400 | | | | | | | | | |
| | 1976/2022/2026 | 1.300 | | | | 7.30 | D .37 | | | | |
| GENERAL | | .700 | | | | | | | | | |
| #130 | / / | .700000000 | | | | | | | | | |
| | | .700 | | | | | D | | | | |
| POLICE PENSION | | .400 | | 37.03 | 2.26 | 39.29 | 3.52 | 35.10 | | | |
| #131 | / / | .400000000 | | | | | | | | | |
| | | .400 | | | | 13.42 | D .67 | | | | |
| A L L L E V I E S | | | | 184.12 | 17.52 | | 18.05 | 180.20 | | | |
| | | 3.80 | | | | | D 3.39 | | | | |
| | | 2.6889 | LRE | | | 201.64 | | | | | |
| | | 3.80 | MH | | | | | .00 PREVIOUSLY ADVANCED | | | |
| | | | | | | | | 180.20 BALANCE | | | |

67.69 Delinquent Tax Receipts--included in figures shown above

UPPER SANDUSKY CORP

CORPORATION 5G

ADDITIONAL SOURCES OF RECEIPTS

ADDITIONAL DEDUCTIONS

Other-----

Other-----

Estate Tax-----

County Health Dept-----

Cigarette Tax-----

Personal Property Reimb Admin Fee-----

Special Assessments-----

Election Expenses-----

Advertising Delinquent-----

Total Additional Receipts-----

Total Additional Deductions-----

Total All Receipts----- 180.20

Total All Deductions-----

ADVANCES-----

N E T D I S T R I B U T I O N-----

180.20

-----COUNTY AUDITOR

-----DEPUTY AUDITOR

WHARTON CORPORATION

CORPORATION 5H

| | TX/RT MILLS | EF/RT MILLS | L R E RECEIPTS | M H RECEIPTS | TOTAL RECEIPTS | F E E S A/T/REA DETAC | RECEIPTS NET-OF-FEES NON-BUS OWN-OCC HOMESTEAD |
|-------------------|----------------|----------------|-------------------|-----------------|-------------------|-----------------------------|---|
| GENERAL | .800 | | .89 | .67 | 1.56 | .14 | 1.42 |
| #132 | .800000000 | | | | | | |
| / / | .800 | | | | | | |
| | | | | | | D | |
| GENERAL | 2.000 | | 1.88 | 1.68 | 3.56 | .32 | 3.24 |
| #133 NO RL BK | 1.683762000 | | | | | | |
| 2016/2021/2025 | 2.000 | | | | | | |
| | | | | | | D | |
| A L L L E V I E S | | | 2.77 | 2.35 | | .46 | 4.66 |
| | 2.80 | | | | | D | |
| | | | | | 5.12 | | |
| | | 2.4837 | LRE | | | | .00 PREVIOUSLY ADVANCED |
| | | 2.80 | MH | | | | 4.66 BALANCE |

WHARTON CORPORATION

CORPORATION 5H

ADDITIONAL SOURCES OF RECEIPTS

ADDITIONAL DEDUCTIONS

Other-----

Other-----

Estate Tax-----

County Health Dept-----

Cigarette Tax-----

Personal Property Reimb Admin Fee-----

Special Assessments-----

Election Expenses-----

Advertising Delinquent-----

Total Additional Receipts-----

Total Additional Deductions-----

Total All Receipts----- 4.66

Total All Deductions-----

ADVANCES-----

NET DISTRIBUTION-----

4.66

-----COUNTY AUDITOR

-----DEPUTY AUDITOR

ALL CORPORATION

| | | | | F E E S | | | | | |
|-------|-------------|----------|----------|----------|---------|-----------------|---------|---------|-----------|
| | | L R E | M H | TOTAL | A/T/REA | R E C E I P T S | | | |
| | | RECEIPTS | RECEIPTS | RECEIPTS | DETAC | NET-OF-FEES | NON-BUS | OWN-OCC | HOMESTEAD |
| A L L | CORPORATION | 749.90 | 67.07 | | | | | | |
| | | | | D | 73.11 | | | | 734.15 |
| | | | | 816.97 | 9.71 | | | | |

DORCAS CAREY PUBLIC LIBRA

OTHER 6A

| | TX/RT MILLS | EF/RT MILLS | L R E RECEIPTS | M H RECEIPTS | TOTAL RECEIPTS | F E E S A/T/REA DETAC | RECEIPTS NET-OF-FEES | NON-BUS | OWN-OCC | HOMESTEAD |
|-------------------|----------------|----------------|-------------------|-----------------|-------------------|-----------------------------|-------------------------|---------|---------|-----------|
| CURRENT EXPENSE | 1.750 | | 156.71 | 8.17 | 164.88 | 14.76 | 147.28 | | | |
| #134 | 1.305853500 | | | | | | | | | |
| 2010/2023/CONT | 1.750 | | | | | | | | | |
| | | | | | 56.83 D | 2.84 | | | | |
| A L L L E V I E S | | | 156.71 | 8.17 | | 14.76 | 147.28 | | | |
| | 1.75 | | | | | D 2.84 | | | | |
| | | 1.3058 LRE | | | 164.88 | | | | | |
| | | 1.75 MH | | | | | .00 PREVIOUSLY ADVANCED | | | |
| | | | | | | | 147.28 BALANCE | | | |

56.83 Delinquent Tax Receipts--included in figures shown above

DORCAS CAREY PUBLIC LIBRA

OTHER 6A

ADDITIONAL SOURCES OF RECEIPTS

ADDITIONAL DEDUCTIONS

Other-----

Other-----

Estate Tax-----

County Health Dept-----

Cigarette Tax-----

Personal Property Reimb Admin Fee-----

Special Assessments-----

Election Expenses-----

Advertising Delinquent-----

Total Additional Receipts-----

Total Additional Deductions-----

Total All Receipts----- 147.28

Total All Deductions-----

ADVANCES-----

NET DISTRIBUTION-----

147.28



-----COUNTY AUDITOR

-----DEPUTY AUDITOR

FINDLAY-HANCOCK CO LIBRAR

OTHER 6B

| | TX/RT MILLS | EF/RT MILLS | L R E RECEIPTS | M H RECEIPTS | TOTAL RECEIPTS | F E E S A/T/REA DETAC | RECEIPTS NET-OF-FEES NON-BUS | OWN-OCC | HOMESTEAD |
|-----------------|----------------|----------------|-------------------|-----------------|-------------------|-----------------------------|---------------------------------|---------|-----------|
| CURRENT EXPENSE | .500 | | .58 | .17 | .75 | .07 | .68 | | |
| #135 | | .339650000 | | | | | | | |
| 2010/2020/2024 | .500 | | | | | | | | |

D

A L L L E V I E S

| | | | | | | | | | |
|--|-----|-----------|-----|-----|--|----------|-------------------------|--|--|
| | | | .58 | .17 | | .07 | .68 | | |
| | .50 | | | | | D .75 | | | |
| | | .3396 LRE | | | | | .00 PREVIOUSLY ADVANCED | | |
| | | .50 MH | | | | | .68 BALANCE | | |

FINDLAY-HANCOCK CO LIBRAR

OTHER 6B

ADDITIONAL
SOURCES OF RECEIPTS

ADDITIONAL
DEDUCTIONS

Other-----

Other----- .02

Estate Tax-----

County Health Dept-----

Cigarette Tax-----

Personal Property Reimb Admin Fee-----

Special Assessments-----

Election Expenses-----

Advertising Delinquent-----

Total Additional Receipts-----

Total Additional Deductions----- .02


Total All Receipts----- .68

Total All Deductions----- .02

ADVANCES-----

NET DISTRIBUTION-----

.66



-----COUNTY AUDITOR

-----DEPUTY AUDITOR

FOREST-JACKSON LIBRARY

OTHER 6C

| | TX/RT MILLS | EF/RT MILLS | L R E RECEIPTS | M H RECEIPTS | TOTAL RECEIPTS | F E E S A/T/REA DETAC | RECEIPTS NET-OF-FEES NON-BUS | OWN-OCC | HOMESTEAD |
|-------------------|----------------|----------------|-------------------|-----------------|-------------------|-----------------------------|---------------------------------|---------|-----------|
| CURRENT EXPENSE | .700 | | 11.54 | 4.47 | 16.01 | 1.43 | 14.51 | | |
| #136 | | .406525000 | | | | | | | |
| 2010/2020/2024 | .700 | | | | | | | | |
| | | | | | 1.46 D | .07 | | | |
| A L L L E V I E S | | | 11.54 | 4.47 | | 1.43 | 14.51 | | |
| | .70 | | | | | D .07 | | | |
| | | .4065 LRE | | | 16.01 | | | | |
| | | .70 MH | | | | | .00 PREVIOUSLY ADVANCED | | |
| | | | | | | | 14.51 BALANCE | | |

1.46 Delinquent Tax Receipts--included in figures shown above

FOREST-JACKSON LIBRARY

OTHER 6C

ADDITIONAL
SOURCES OF RECEIPTS

ADDITIONAL
DEDUCTIONS

Other-----

Other-----

Estate Tax-----

County Health Dept-----

Cigarette Tax-----

Personal Property Reimb Admin Fee-----

Special Assessments-----

Election Expenses-----

Advertising Delinquent-----

Total Additional Receipts-----

Total Additional Deductions-----

Total All Receipts----- 14.51

Total All Deductions-----

ADVANCES-----

NET DISTRIBUTION-----

14.51



-----COUNTY AUDITOR

-----DEPUTY AUDITOR

MOHAWK COMMUNITY LIBRARY

OTHER 6D

| | TX/RT MILLS | EF/RT MILLS | L R E RECEIPTS | M H RECEIPTS | TOTAL RECEIPTS | F E E S A/T/REA DETAC | RECEIPTS NET-OF-FEES | NON-BUS | OWN-OCC | HOMESTEAD |
|-------------------|----------------|----------------|-------------------|-----------------|-------------------|-----------------------------|-------------------------|---------|---------|-----------|
| CURRENT EXPENSE | .800 | | 143.95 | 6.74 | 150.69 | 13.49 | 134.63 | | | |
| #137 | | .599883200 | | | | | | | | |
| 2010/2020/2024 | .800 | | | | | | | | | |
| | | | | | 51.44 D | 2.57 | | | | |
| A L L L E V I E S | | | 143.95 | 6.74 | | 13.49 | 134.63 | | | |
| | .80 | | | | | D 2.57 | | | | |
| | | .5998 LRE | | | 150.69 | | | | | |
| | | .80 MH | | | | | .00 PREVIOUSLY ADVANCED | | | |
| | | | | | | | 134.63 BALANCE | | | |

51.44 Delinquent Tax Receipts--included in figures shown above

MOHAWK COMMUNITY LIBRARY

OTHER 6D

ADDITIONAL
SOURCES OF RECEIPTS

ADDITIONAL
DEDUCTIONS

Other-----

Other-----

Estate Tax-----

County Health Dept-----

Cigarette Tax-----

Personal Property Reimb Admin Fee-----

Special Assessments-----

Election Expenses-----

Advertising Delinquent-----

Total Additional Receipts-----

Total Additional Deductions-----

Total All Receipts----- 134.63

Total All Deductions-----

ADVANCES-----

NET D I S T R I B U T I O N-----

134.63



-----COUNTY AUDITOR

-----DEPUTY AUDITOR

UPPER SANDUSKY LIBRARY

OTHER 6E

| | TX/RT MILLS | EF/RT MILLS | L R E RECEIPTS | M H RECEIPTS | TOTAL RECEIPTS | F E E S A/T/REA DETAC | RECEIPTS NET-OF-FEES NON-BUS | OWN-OCC | HOMESTEAD |
|-------------------|----------------|----------------|-------------------|-----------------|-------------------|-----------------------------|---------------------------------|-------------------------|-----------|
| CURRENT EXPENSE | 1.400 | | 200.16 | 25.75 | 225.91 | 20.24 | 203.68 | | |
| #138 | | .896588000 | | | | | | | |
| 2009/2019/2023 | 1.400 | | | | | | | | |
| | | | | | 39.84 D | 1.99 | | | |
| A L L L E V I E S | | | 200.16 | 25.75 | | 20.24 | 203.68 | | |
| | 1.40 | | | | D | 1.99 | | | |
| | | .8965 LRE | | | 225.91 | | | .00 PREVIOUSLY ADVANCED | |
| | | 1.40 MH | | | | | | 203.68 BALANCE | |

39.84 Delinquent Tax Receipts--included in figures shown above

UPPER SANDUSKY LIBRARY

OTHER 6E

ADDITIONAL
SOURCES OF RECEIPTS

ADDITIONAL
DEDUCTIONS

Other-----

Other-----

Estate Tax-----

County Health Dept-----

Cigarette Tax-----

Personal Property Reimb Admin Fee-----

Special Assessments-----

Election Expenses-----

Advertising Delinquent-----

Total Additional Receipts-----

Total Additional Deductions-----

Total All Receipts----- 203.68

Total All Deductions-----

ADVANCES-----

NET DISTRIBUTION-----

203.68



-----COUNTY AUDITOR

-----DEPUTY AUDITOR

ALL OTHER

| | | | | F E E S | | | | | | |
|-----------|-------------|-----------|----------|-----------|----------|---------------------|---------|---------|-----------|--|
| | | L R E | M H | TOTAL | A/T/REA | R E C E I P T S | | | | |
| | | RECEIPTS | RECEIPTS | RECEIPTS | DETAC | NET-OF-FEES | NON-BUS | OWN-OCC | HOMESTEAD | |
| A L L | OTHER | 512.94 | 45.30 | | 49.99 | 500.78 | | | | |
| | | | | D | 7.47 | | | | | |
| | | | | 558.24 | | | | | | |
| ----- | | | | | | | | | | |
| G R A N D | T O T A L S | 24,959.34 | 2,571.66 | | 2,463.89 | 24,717.97 | | | | |
| | | | | | | PREVIOUSLY ADVANCED | | | | |
| | | | | D | 349.14 | 24,717.97 BALANCE | | | | |
| | | | | 27,531.00 | | | | | | |